



# GODREJ VANANTARA

---

# UNIT PLANS

---

# GODREJ VANANTARA

UNIT TYPE	2 BHK + 2T
TOWER NO	A
BUILDING NUMBER	1
FLOORS	GROUND & FIRST

## UNIT - A (TYPE-1)

RERA CARPET AREA  
69.46 Sq. Mts. (747.62 Sq. Ft.)

BALCONY AREA  
4.69 Sq. Mts. (50.48 Sq. Ft.)

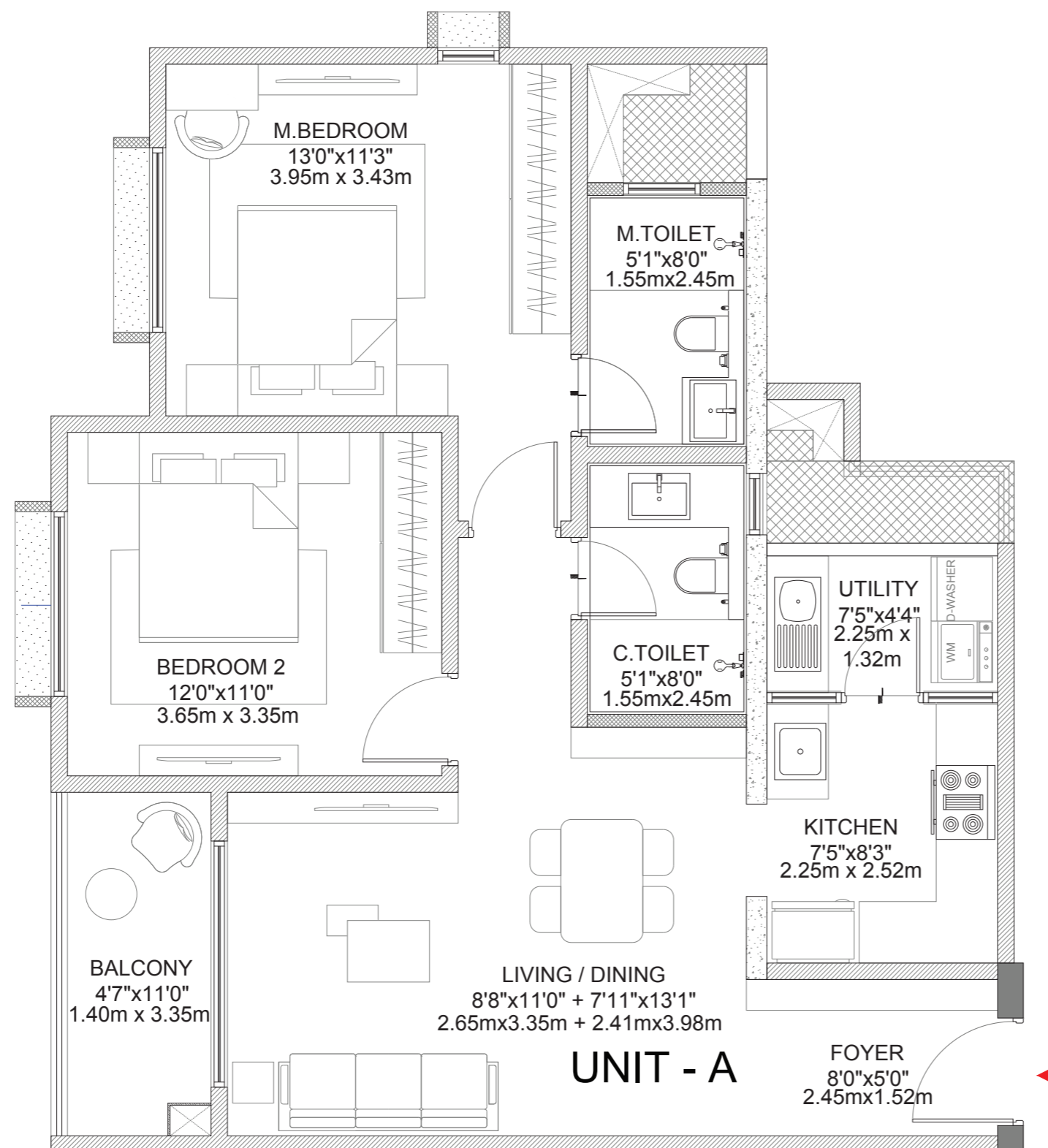
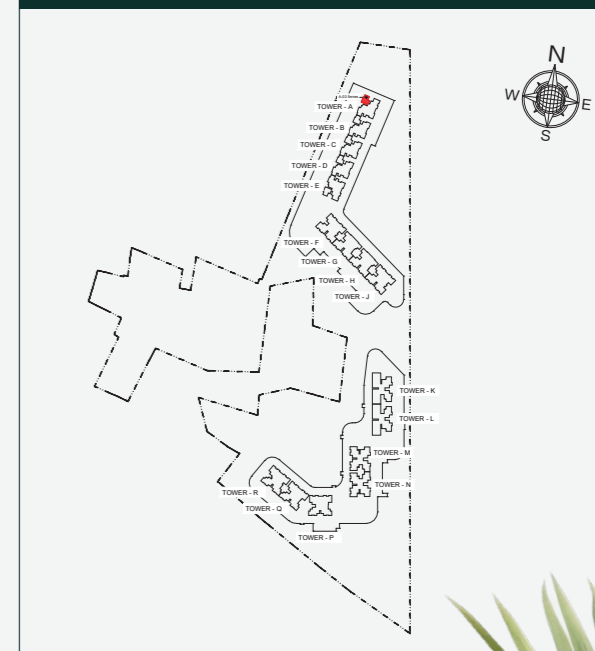
UTILITY AREA  
3.23 Sq. Mts. (34.81 Sq. Ft.)

SALEABLE AREA  
112.98 Sq. Mts. (1216.06 Sq. Ft.)

## UNIT NUMBERS

A-003 & A-103

## KEYPLAN



### NOTE:

1. ALL DIMENSIONS MENTIONED ARE STRUCTURE TO STRUCTURE DIMENSIONS AND INCLUDES LEDGES.
2. CARPET AREA IS CALCULATED FROM THE UNFINISHED WALL.
3. CARPET AREA INCLUDES TOILET LEDGE WALLS.
4. BALCONY DIMENSIONS DOESN'T INCLUDE UPSTAND BELOW RAILING.
5. ORIENTATION OF THE ENTRY DOOR VARIES BASED ON THE UNIT'S LOCATION.



1 m<sup>2</sup> = 10.764 Sq. Ft.

# GODREJ VANANTARA

UNIT TYPE	2 BHK + 2T
TOWER NO	B & D
BUILDING NUMBER	1
FLOORS	GROUND & FIRST

## UNIT - A (TYPE-2)

RERA CARPET AREA  
69.46 Sq. Mts. (747.62 Sq. Ft.)

BALCONY AREA  
4.69 Sq. Mts. (50.48 Sq. Ft.)

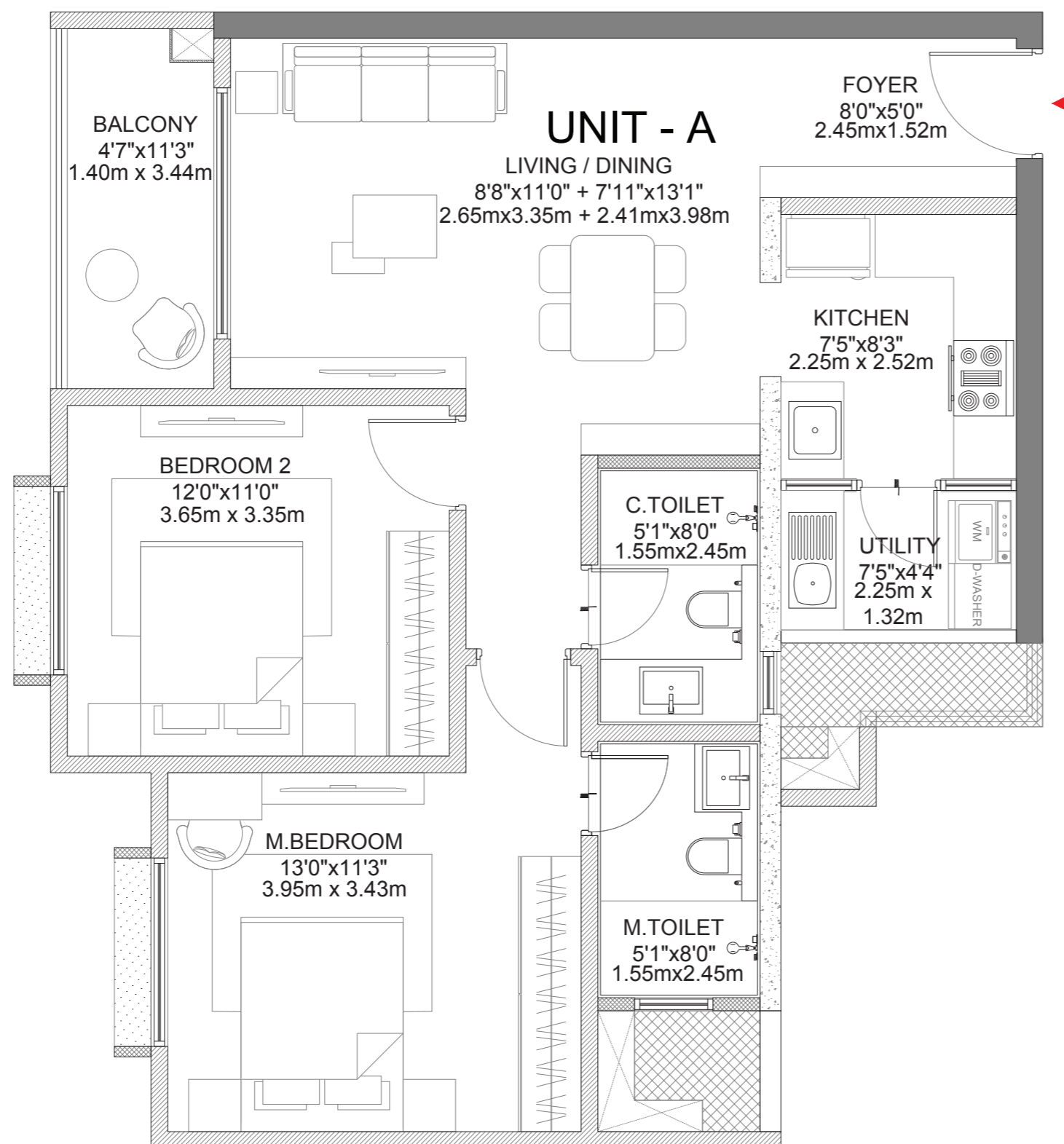
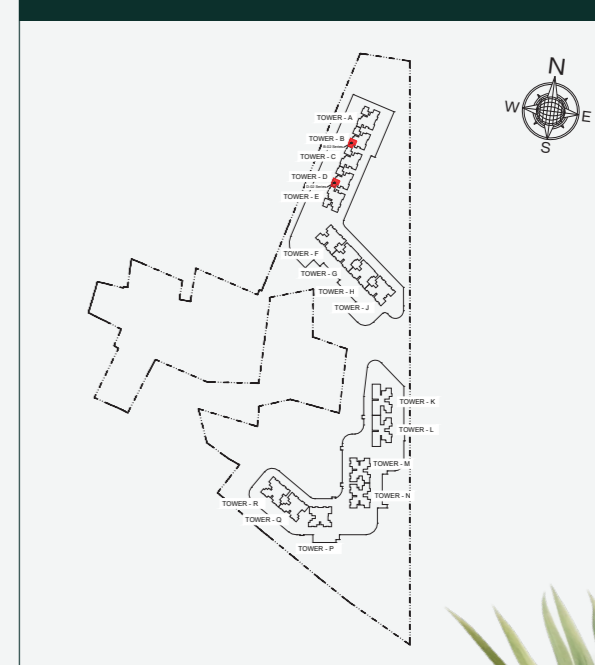
UTILITY AREA  
3.23 Sq. Mts. (34.81 Sq. Ft.)

SALEABLE AREA  
112.98 Sq. Mts. (1216.06 Sq. Ft.)

## UNIT NUMBERS

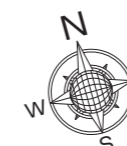
B-002, B-102, D-002 & D-102

## KEYPLAN



### NOTE:

1. ALL DIMENSIONS MENTIONED ARE STRUCTURE TO STRUCTURE DIMENSIONS AND INCLUDES LEDGES.
2. CARPET AREA IS CALCULATED FROM THE UNFINISHED WALL.
3. CARPET AREA INCLUDES TOILET LEDGE WALLS.
4. BALCONY DIMENSIONS DOESN'T INCLUDE UPSTAND BELOW RAILING.
5. ORIENTATION OF THE ENTRY DOOR VARIES BASED ON THE UNIT'S LOCATION.



1 m<sup>2</sup> = 10.764 Sq. Ft.

# GODREJ VANANTARA

UNIT TYPE	2 BHK + 2T
TOWER NO	C
BUILDING NUMBER	1
FLOORS	GROUND & FIRST

## UNIT - A (TYPE-3)

RERA CARPET AREA  
69.46 Sq. Mts. (747.62 Sq. Ft.)

BALCONY AREA  
4.69 Sq. Mts. (50.48 Sq. Ft.)

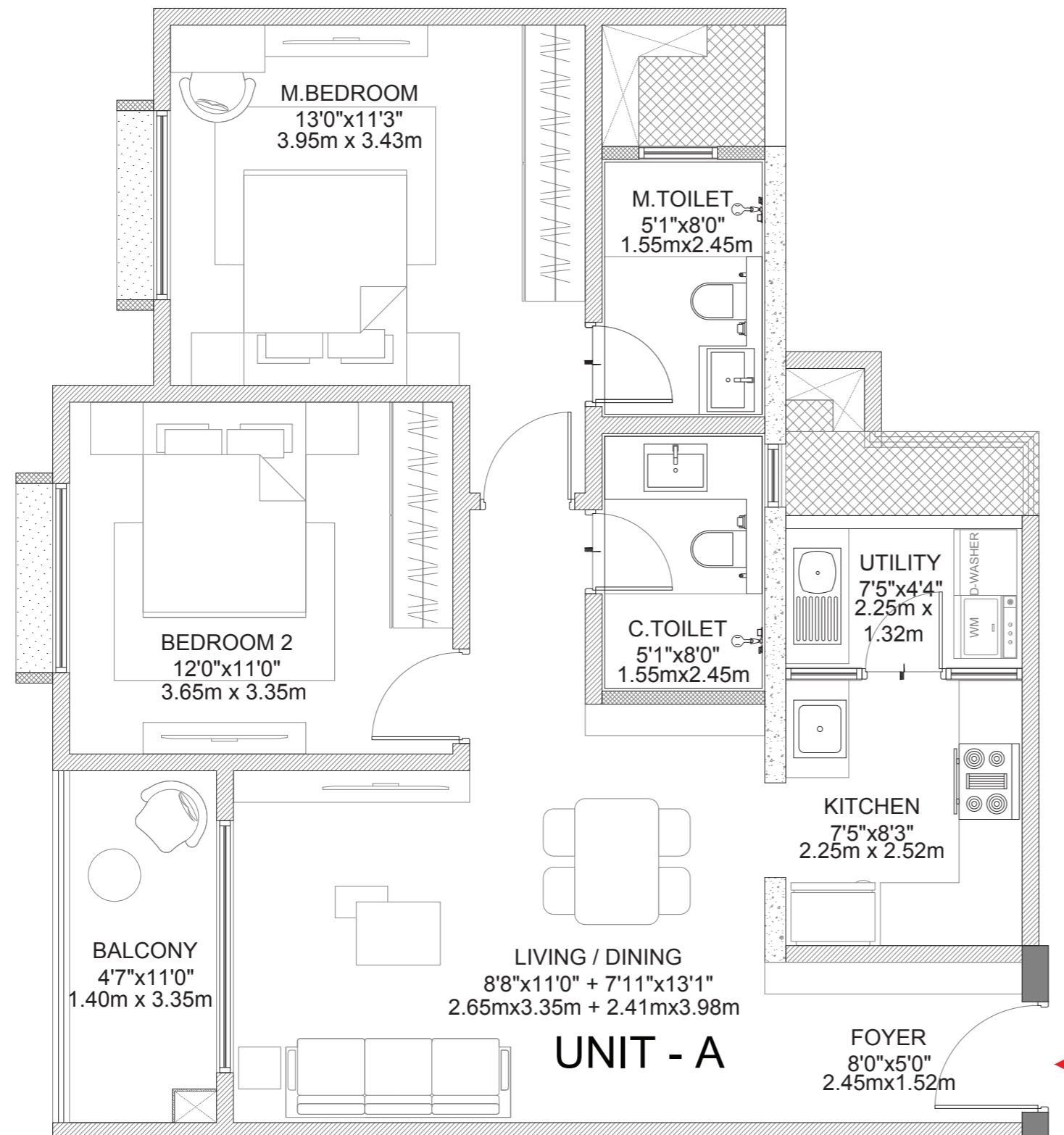
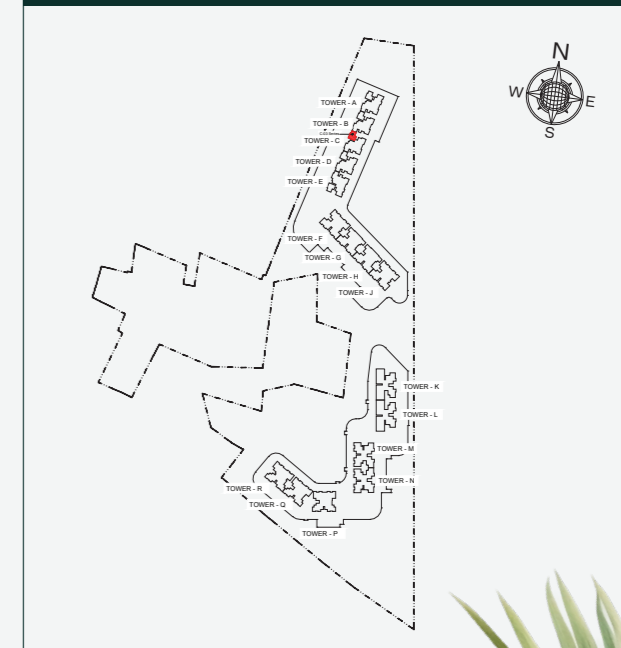
UTILITY AREA  
3.23 Sq. Mts. (34.81 Sq. Ft.)

SALEABLE AREA  
112.98 Sq. Mts. (1216.06 Sq. Ft.)

## UNIT NUMBERS

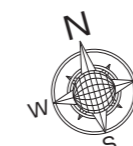
C-003 & C-103

## KEYPLAN



### NOTE:

1. ALL DIMENSIONS MENTIONED ARE STRUCTURE TO STRUCTURE DIMENSIONS AND INCLUDES LEDGES.
2. CARPET AREA IS CALCULATED FROM THE UNFINISHED WALL.
3. CARPET AREA INCLUDES TOILET LEDGE WALLS.
4. BALCONY DIMENSIONS DOESN'T INCLUDE UPSTAND BELOW RAILING.
5. ORIENTATION OF THE ENTRY DOOR VARIES BASED ON THE UNIT'S LOCATION.



1 m<sup>2</sup> = 10.764 Sq. Ft.

# GODREJ VANANTARA

UNIT TYPE	2 BHK + 2T
TOWER NO	E
BUILDING NUMBER	1
FLOORS	GROUND & FIRST

## UNIT - A (TYPE-4)

RERA CARPET AREA  
69.46 Sq. Mts. (747.62 Sq. Ft.)

BALCONY AREA  
4.69 Sq. Mts. (50.48 Sq. Ft.)

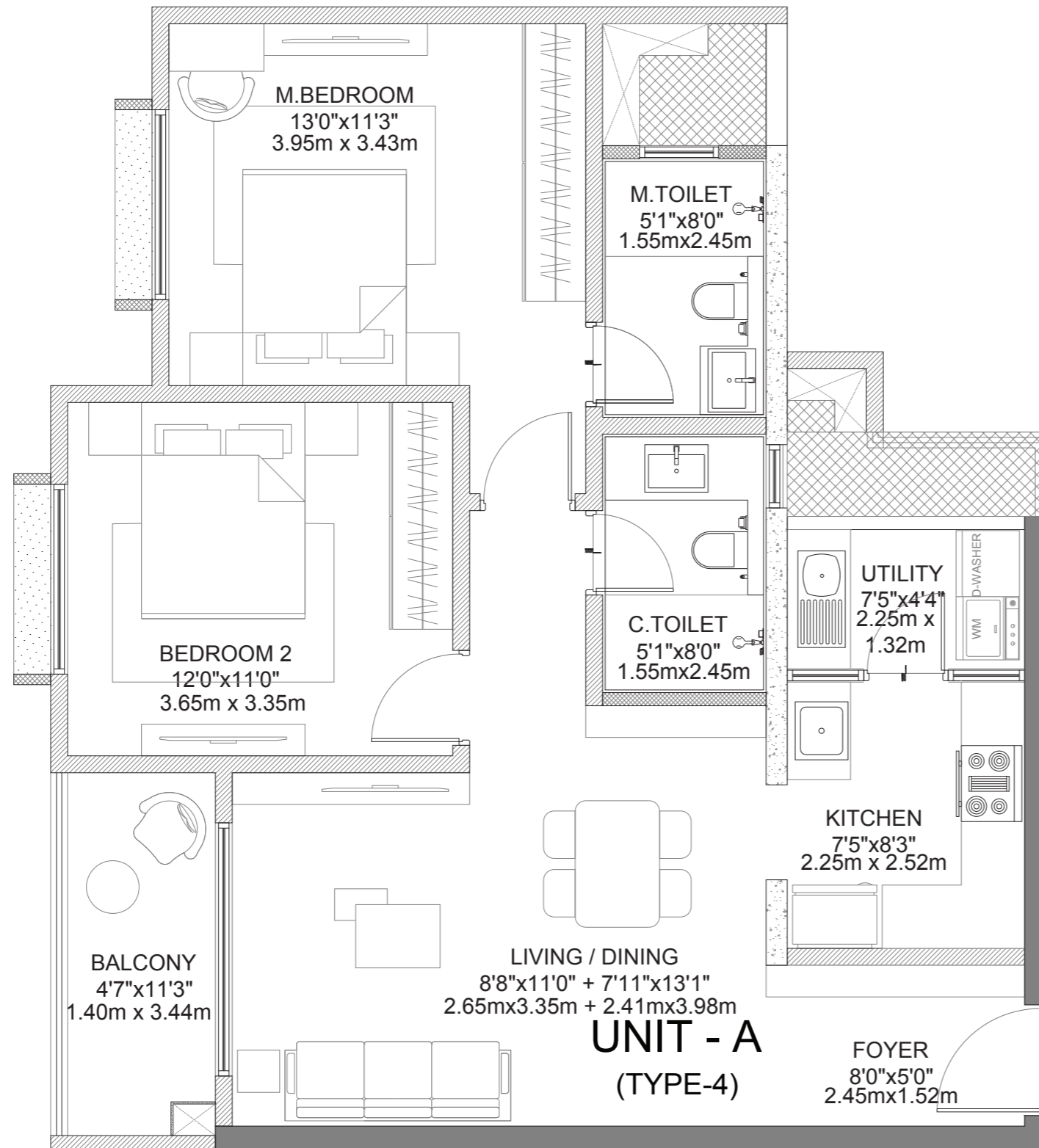
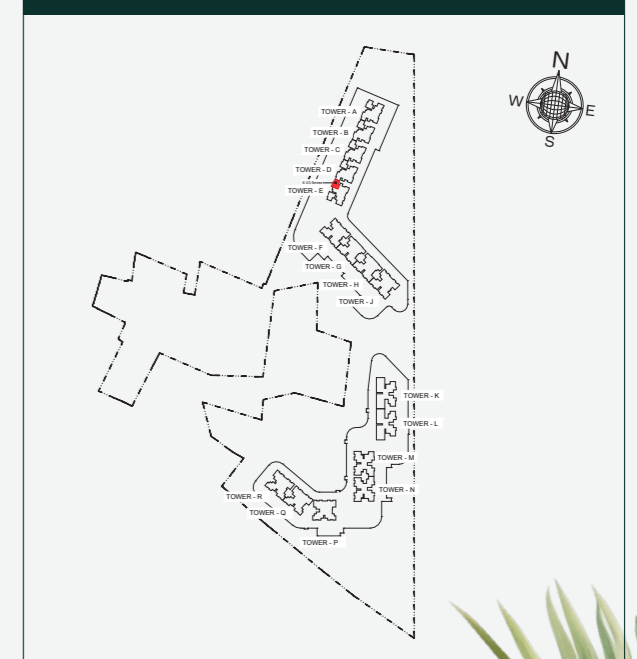
UTILITY AREA  
3.23 Sq. Mts. (34.81 Sq. Ft.)

SALEABLE AREA  
112.98 Sq. Mts. (1216.06 Sq. Ft.)

## UNIT NUMBERS

E-003 & E-103

## KEYPLAN



### NOTE:

1. ALL DIMENSIONS MENTIONED ARE STRUCTURE TO STRUCTURE DIMENSIONS AND INCLUDES LEDGES.
2. CARPET AREA IS CALCULATED FROM THE UNFINISHED WALL.
3. CARPET AREA INCLUDES TOILET LEDGE WALLS.
4. BALCONY DIMENSIONS DOESN'T INCLUDE UPSTAND BELOW RAILING.
5. ORIENTATION OF THE ENTRY DOOR VARIES BASED ON THE UNIT'S LOCATION.



1 m<sup>2</sup> = 10.764 Sq. Ft.

# GODREJ VANANTARA

UNIT TYPE	2 BHK + 2T
TOWER NO	A
BUILDING NUMBER	1
FLOORS	3rd - 30 <sup>th</sup> Floor

## UNIT - A (TYPE-5)

RERA CARPET AREA  
69.46 Sq. Mts. (747.62 Sq. Ft.)

BALCONY AREA  
4.69 Sq. Mts. (50.48 Sq. Ft.)

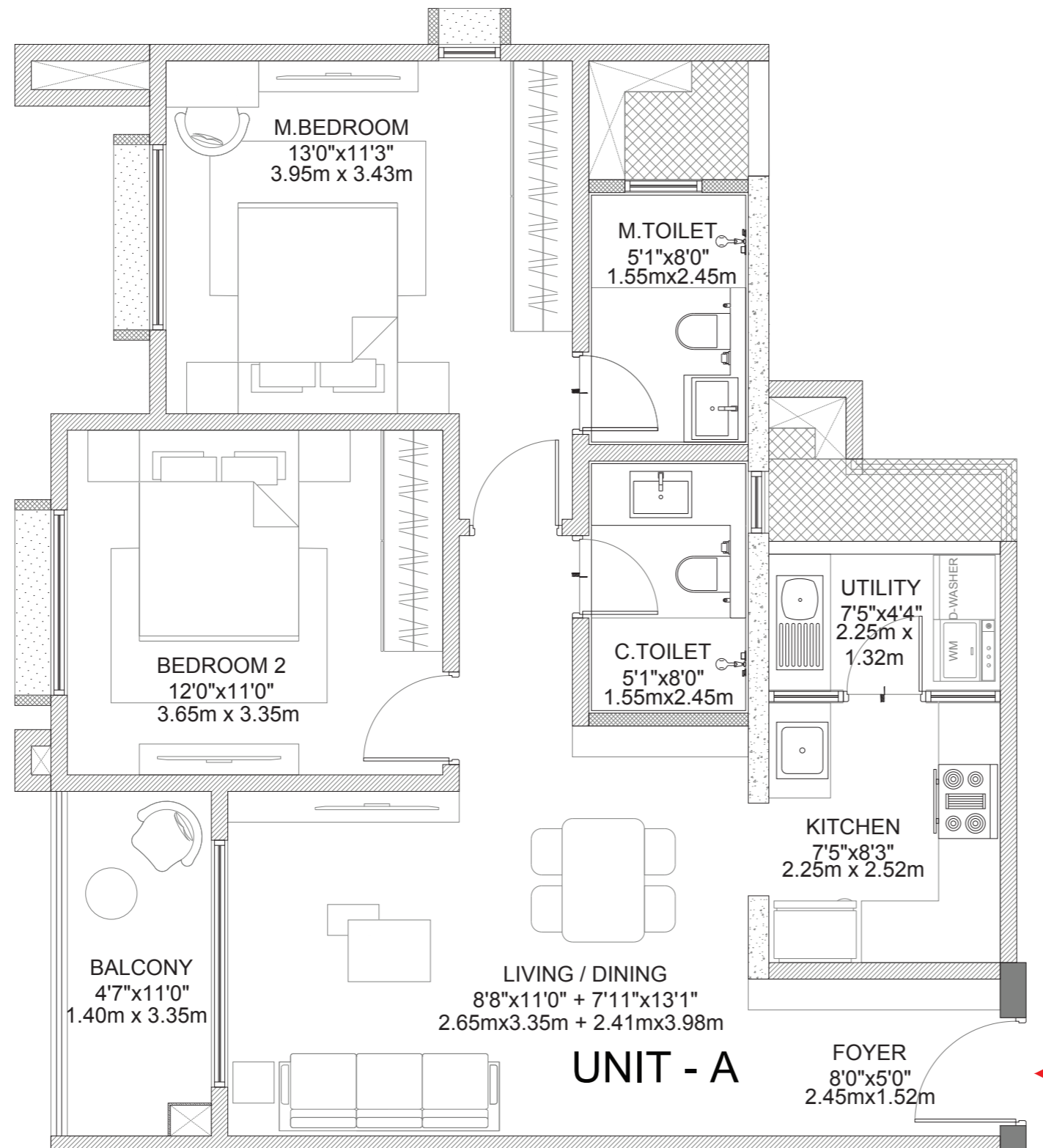
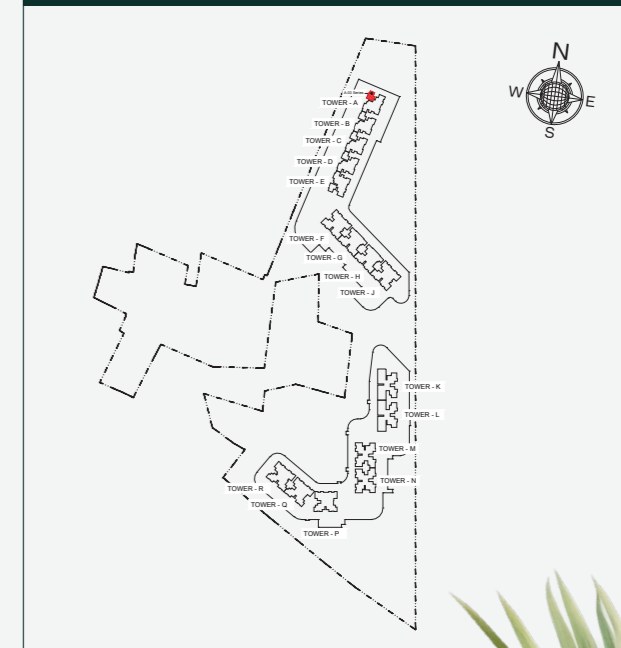
UTILITY AREA  
3.23 Sq. Mts. (34.81 Sq. Ft.)

SALEABLE AREA  
112.98 Sq. Mts. (1216.06 Sq. Ft.)

## UNIT NUMBERS

A-303 - A-3003

## KEYPLAN



### NOTE:

1. ALL DIMENSIONS MENTIONED ARE STRUCTURE TO STRUCTURE DIMENSIONS AND INCLUDES LEDGES.
2. CARPET AREA IS CALCULATED FROM THE UNFINISHED WALL.
3. CARPET AREA INCLUDES TOILET LEDGE WALLS.
4. BALCONY DIMENSIONS DOESN'T INCLUDE UPSTAND BELOW RAILING.
5. ORIENTATION OF THE ENTRY DOOR VARIES BASED ON THE UNIT'S LOCATION.



1 m<sup>2</sup> = 10.764 Sq. Ft.

# GODREJ VANANTARA

UNIT TYPE	2 BHK + 2T
TOWER NO	A, B, C & D
BUILDING NUMBER	1
FLOORS	3 <sup>rd</sup> - 30 <sup>th</sup> Floor

## UNIT - A (TYPE-6)

RERA CARPET AREA  
69.46 Sq. Mts. (747.62 Sq. Ft.)

BALCONY AREA  
4.69 Sq. Mts. (50.48 Sq. Ft.)

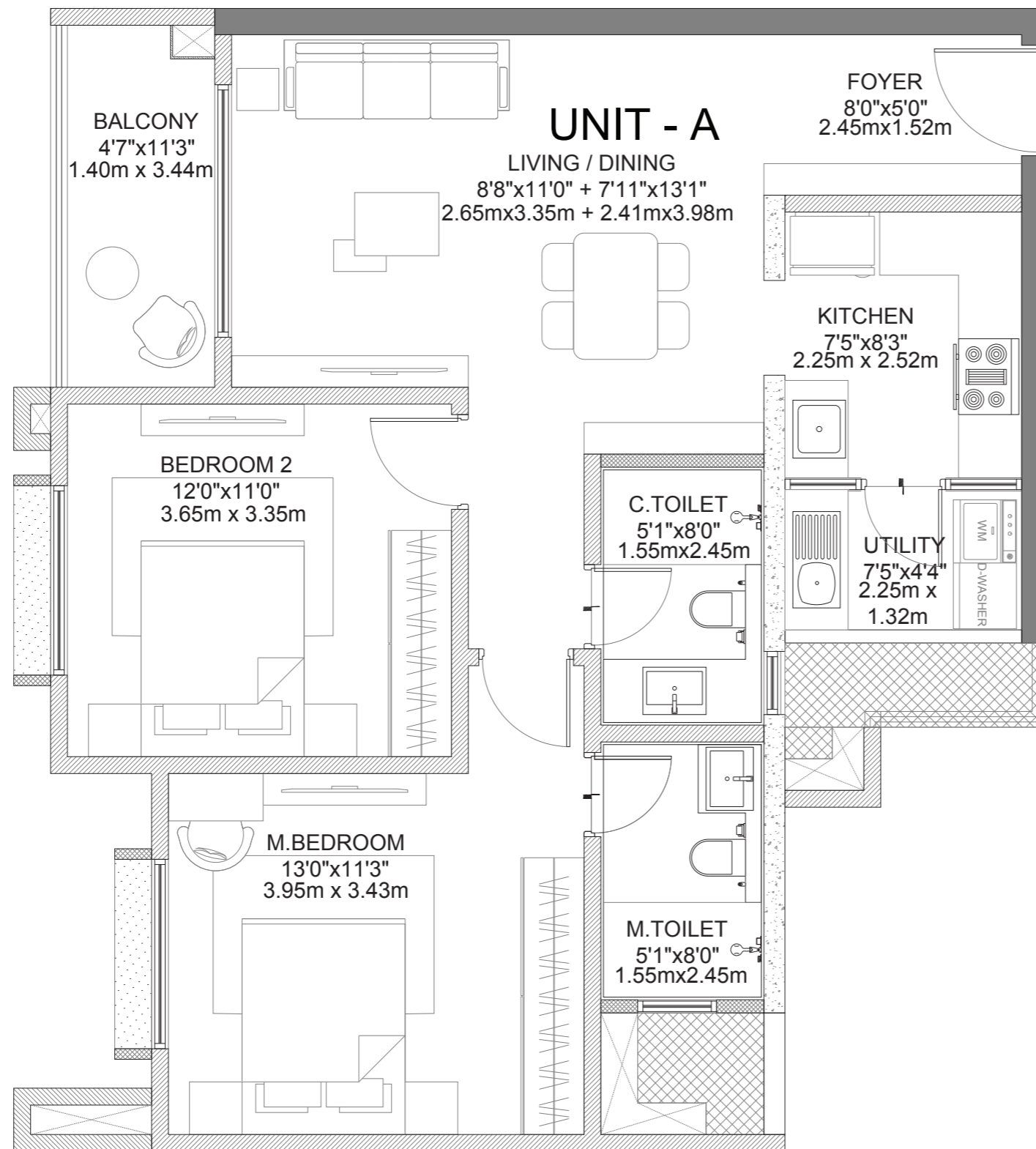
UTILITY AREA  
3.23 Sq. Mts. (34.81 Sq. Ft.)

SALEABLE AREA  
112.98 Sq. Mts. (1216.06 Sq. Ft.)

## UNIT NUMBERS

A-302 - A-3002, B-302 - B-3002,  
C-302 - C-3002, D-302 - D-3002

## KEYPLAN



### NOTE:

1. ALL DIMENSIONS MENTIONED ARE STRUCTURE TO STRUCTURE DIMENSIONS AND INCLUDES LEDGES.
2. CARPET AREA IS CALCULATED FROM THE UNFINISHED WALL.
3. CARPET AREA INCLUDES TOILET LEDGE WALLS.
4. BALCONY DIMENSIONS DOESN'T INCLUDE UPSTAND BELOW RAILING.
5. ORIENTATION OF THE ENTRY DOOR VARIES BASED ON THE UNIT'S LOCATION.



1 m<sup>2</sup> = 10.764 Sq. Ft.

# GODREJ VANANTARA

UNIT TYPE	2 BHK + 2T
TOWER NO	B, C & D
BUILDING NUMBER	1
FLOORS	3 <sup>rd</sup> - 30 <sup>th</sup> Floor

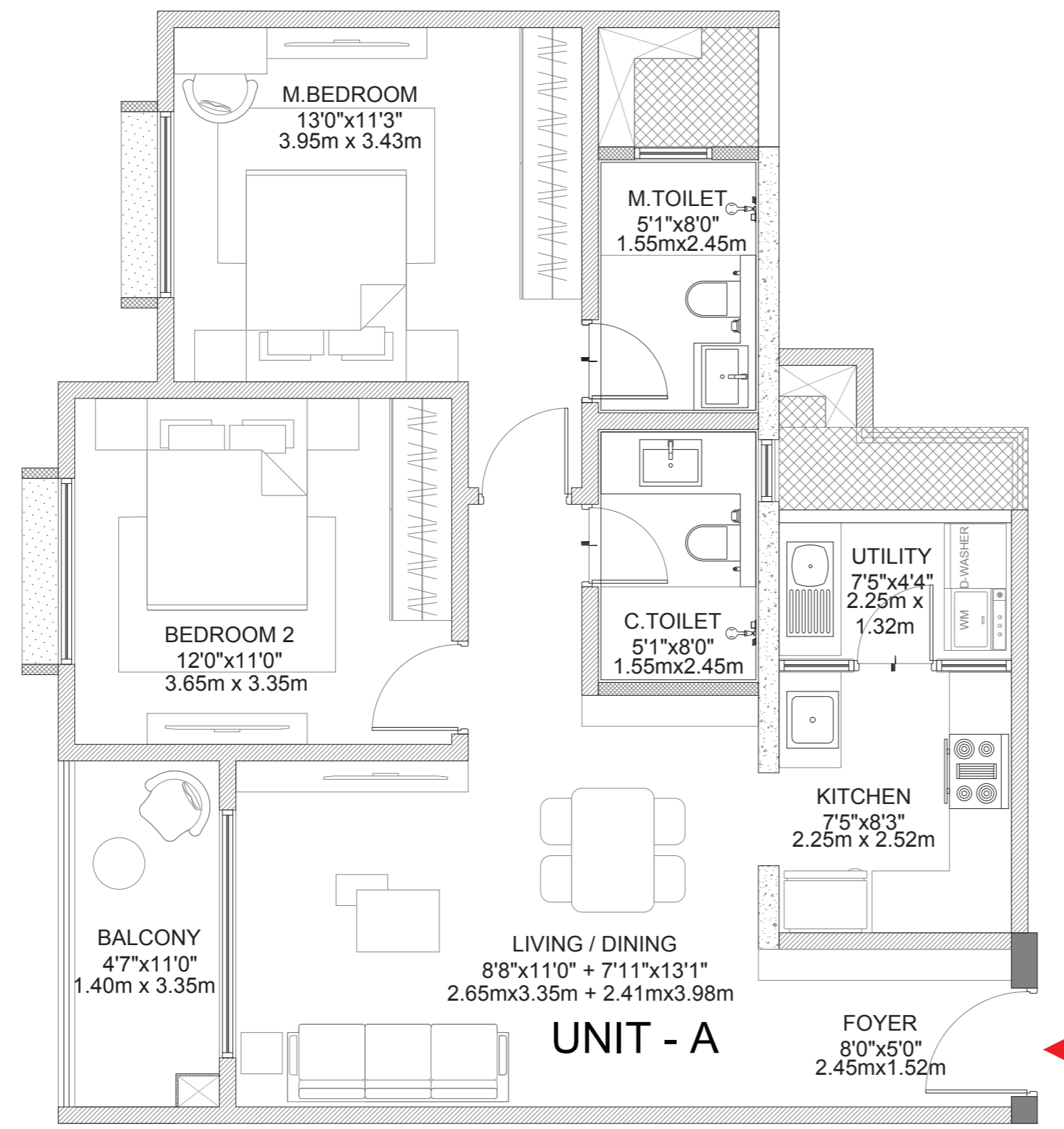
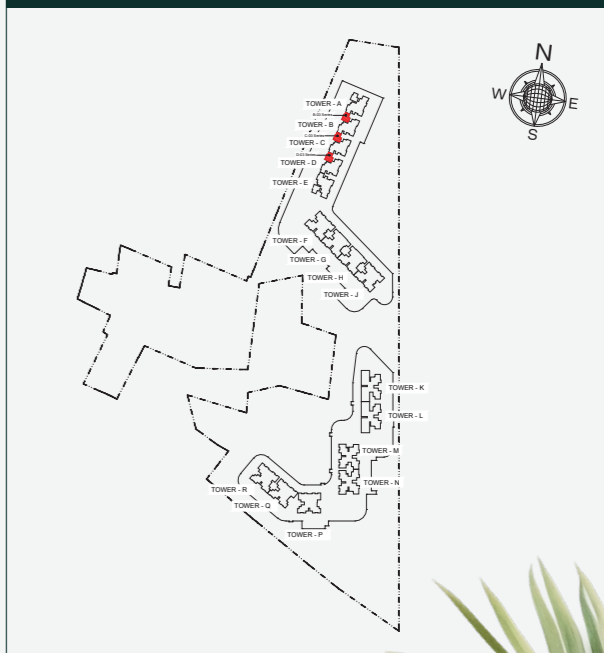
## UNIT - A (TYPE-7)

RERA CARPET AREA	69.46 Sq. Mts. (747.62 Sq. Ft.)
BALCONY AREA	4.69 Sq. Mts. (50.48 Sq. Ft.)
UTILITY AREA	3.23 Sq. Mts. (34.81 Sq. Ft.)
SALEABLE AREA	112.98 Sq. Mts. (1216.06 Sq. Ft.)

## UNIT NUMBERS

B-303 - B-3003,  
C-303 - C-3003, D-303 - D-3003

## KEYPLAN



- NOTE:**
1. ALL DIMENSIONS MENTIONED ARE STRUCTURE TO STRUCTURE DIMENSIONS AND INCLUDES LEDGES.
  2. CARPET AREA IS CALCULATED FROM THE UNFINISHED WALL.
  3. CARPET AREA INCLUDES TOILET LEDGE WALLS.
  4. BALCONY DIMENSIONS DOESN'T INCLUDE UPSTAND BELOW RAILING.
  5. ORIENTATION OF THE ENTRY DOOR VARIES BASED ON THE UNIT'S LOCATION.



1 m<sup>2</sup> = 10.764 Sq. Ft.

# GODREJ VANANTARA

UNIT TYPE	2 BHK + 2T
TOWER NO	E
BUILDING NUMBER	1
FLOORS	3 <sup>rd</sup> - 30 <sup>th</sup> Floor

## UNIT - A (TYPE-8)

RERA CARPET AREA  
69.46 Sq. Mts. (747.62 Sq. Ft.)

BALCONY AREA  
4.69 Sq. Mts. (50.48 Sq. Ft.)

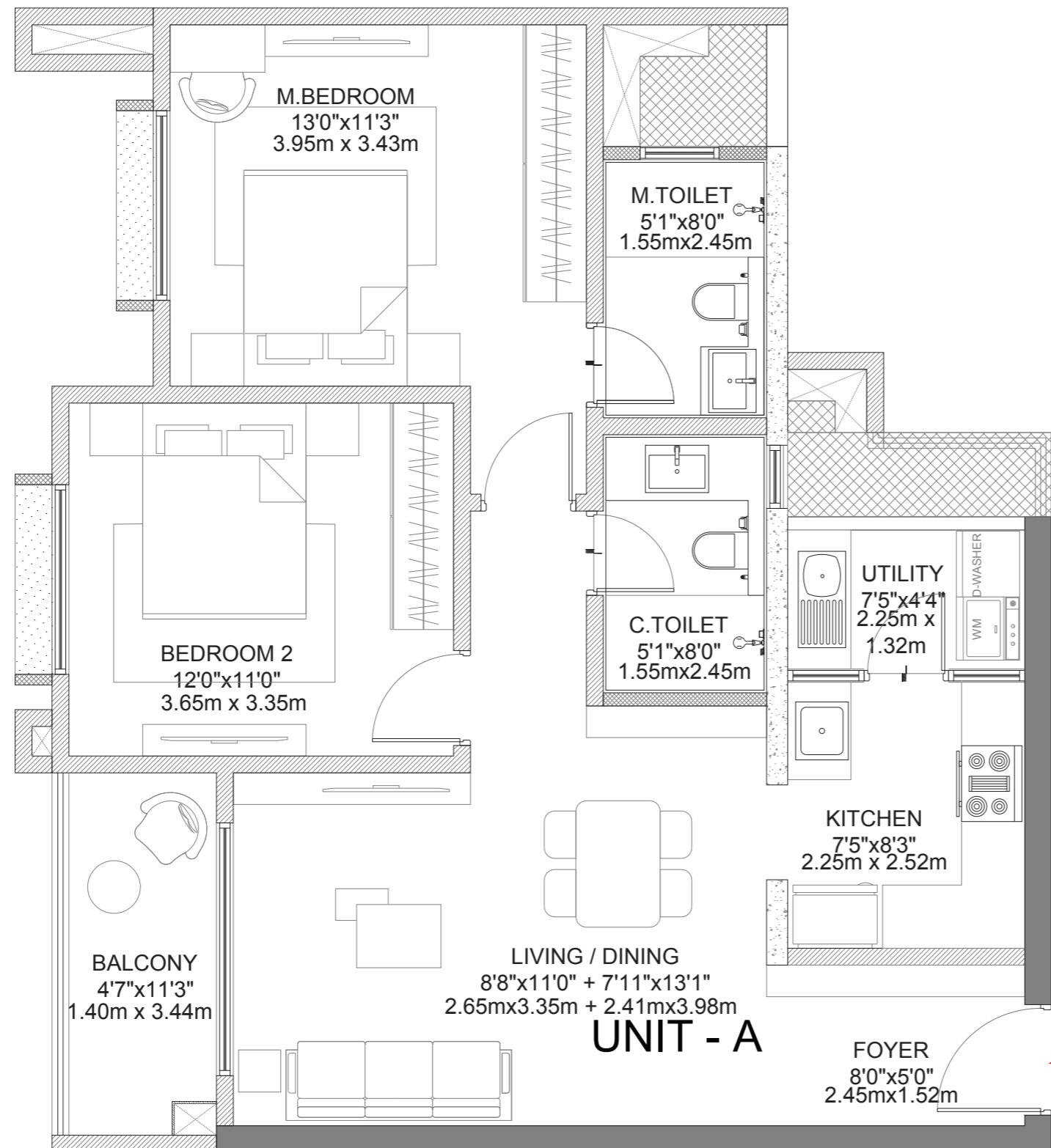
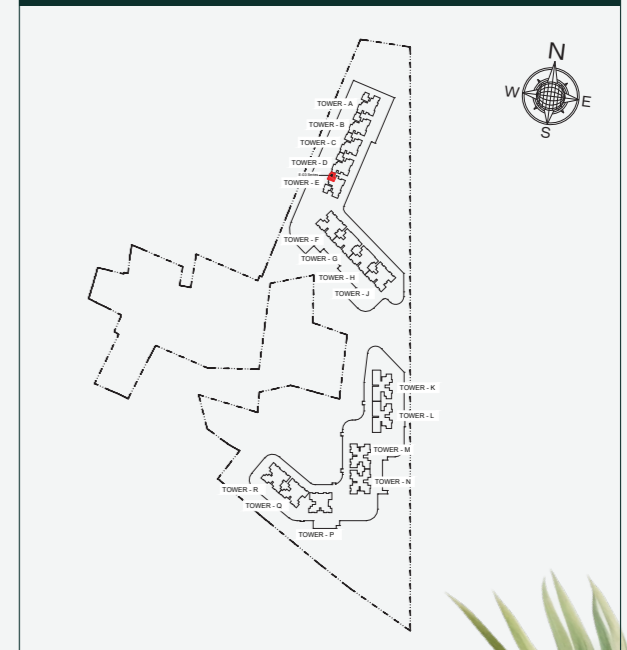
UTILITY AREA  
3.23 Sq. Mts. (34.81 Sq. Ft.)

SALEABLE AREA  
112.98 Sq. Mts. (1216.06 Sq. Ft.)

## UNIT NUMBERS

E-303 - E-3003

## KEYPLAN



### NOTE:

1. ALL DIMENSIONS MENTIONED ARE STRUCTURE TO STRUCTURE DIMENSIONS AND INCLUDES LEDGES.
2. CARPET AREA IS CALCULATED FROM THE UNFINISHED WALL.
3. CARPET AREA INCLUDES TOILET LEDGE WALLS.
4. BALCONY DIMENSIONS DOESN'T INCLUDE UPSTAND BELOW RAILING.
5. ORIENTATION OF THE ENTRY DOOR VARIES BASED ON THE UNIT'S LOCATION.



1 m<sup>2</sup> = 10.764 Sq. Ft.

# GODREJ VANANTARA

UNIT TYPE	2 BHK + 2T
TOWER NO	E
BUILDING NUMBER	1
FLOORS	3 <sup>rd</sup> - 30 <sup>th</sup> Floor

## UNIT - A (TYPE-9)

RERA CARPET AREA  
69.46 Sq. Mts. (747.62 Sq. Ft.)

BALCONY AREA  
4.69 Sq. Mts. (50.48 Sq. Ft.)

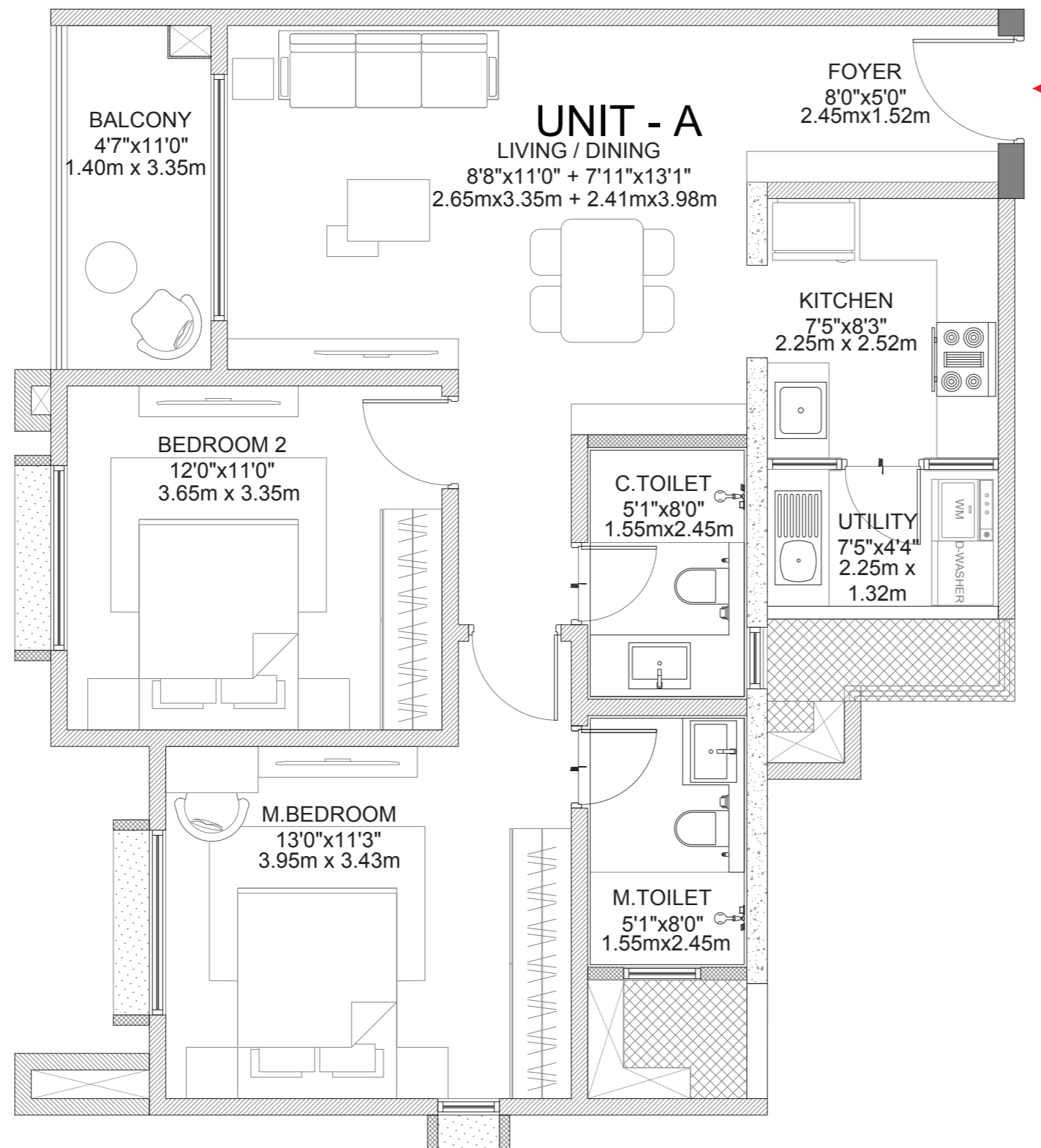
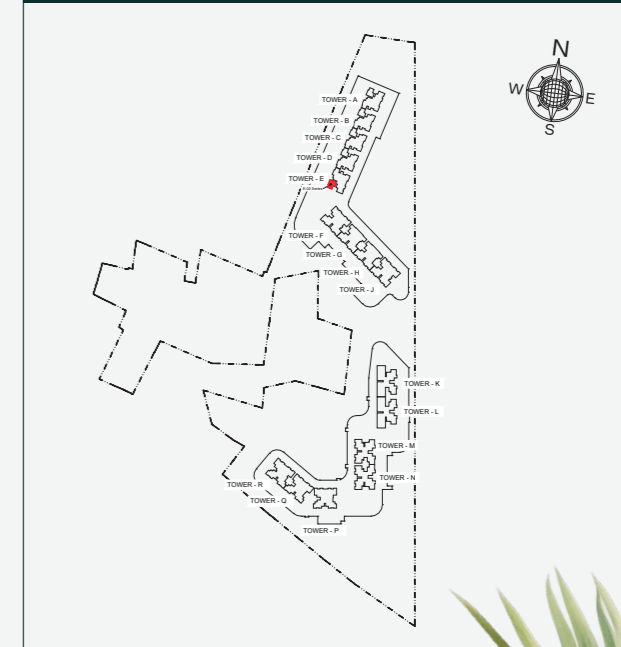
UTILITY AREA  
3.23 Sq. Mts. (34.81 Sq. Ft.)

SALEABLE AREA  
112.98 Sq. Mts. (1216.06 Sq. Ft.)

## UNIT NUMBERS

E-302 - E-3002

## KEYPLAN



### NOTE:

1. ALL DIMENSIONS MENTIONED ARE STRUCTURE TO STRUCTURE DIMENSIONS AND INCLUDES LEDGES.
2. CARPET AREA IS CALCULATED FROM THE UNFINISHED WALL.
3. CARPET AREA INCLUDES TOILET LEDGE WALLS.
4. BALCONY DIMENSIONS DOESN'T INCLUDE UPSTAND BELOW RAILING.
5. ORIENTATION OF THE ENTRY DOOR VARIES BASED ON THE UNIT'S LOCATION.



1 m<sup>2</sup> = 10.764 Sq. Ft.

# GODREJ VANANTARA

UNIT TYPE	2 BHK + 2T
TOWER NO	A, B, C & D
BUILDING NUMBER	1
FLOORS	GROUND & FIRST

## UNIT - B (TYPE-1)

RERA CARPET AREA  
73.44 Sq. Mts. (790.53 Sq. Ft.)

BALCONY AREA  
5.73 Sq. Mts. (61.66 Sq. Ft.)

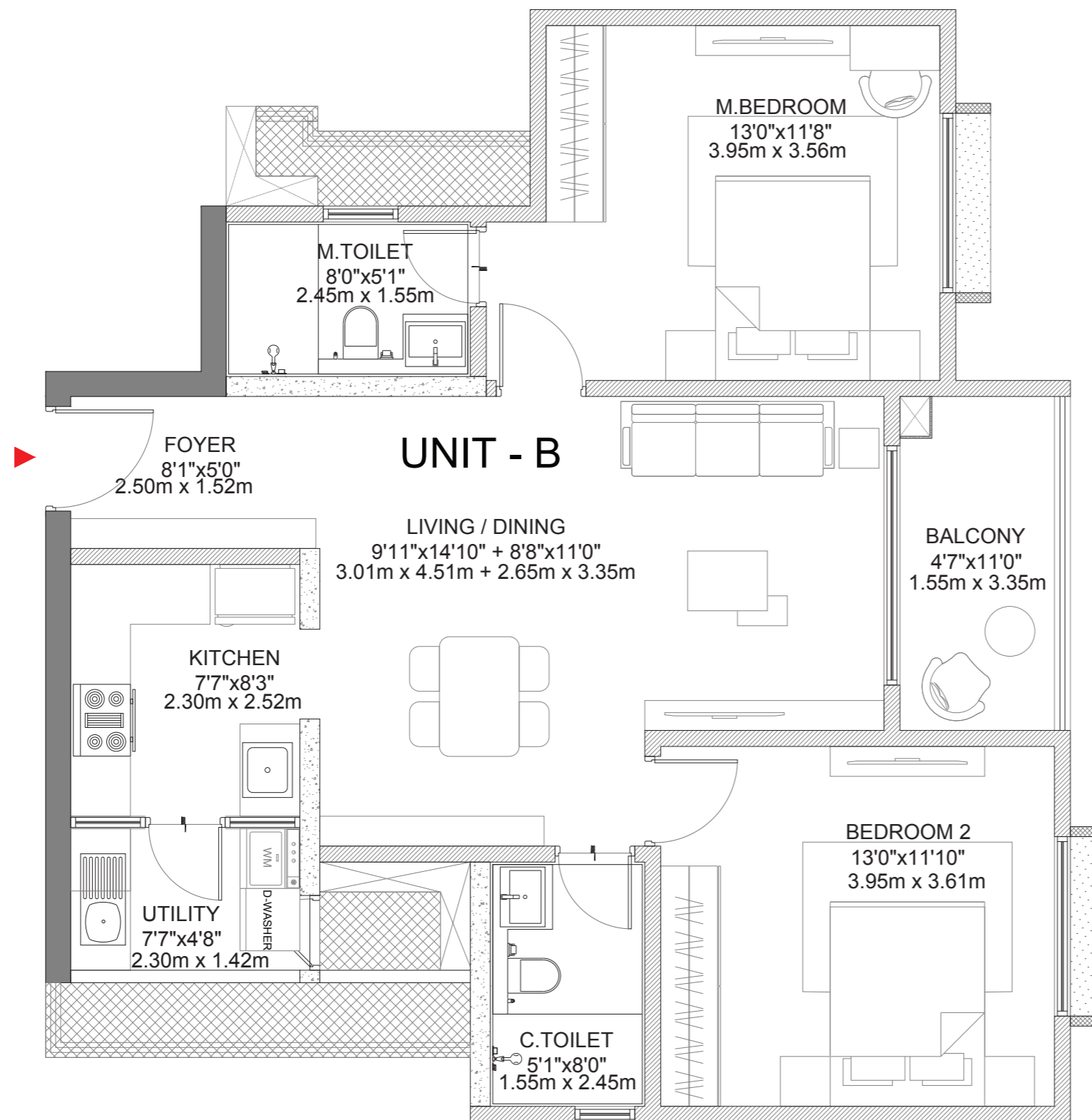
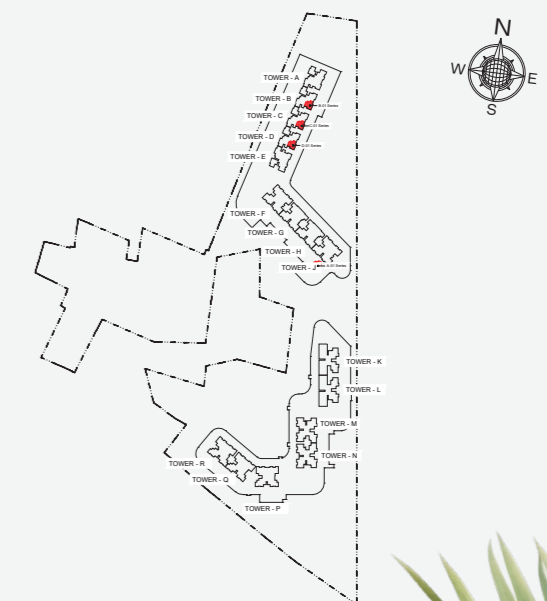
UTILITY AREA  
3.27 Sq. Mts. (35.16 Sq. Ft.)

SALEABLE AREA  
120.36 Sq. Mts. (1295.52 Sq. Ft.)

## UNIT NUMBERS

A-001, A-101, B-001, B-101,  
C-001, C-101, D-001 & D-101

## KEYPLAN



### NOTE:

1. ALL DIMENSIONS MENTIONED ARE STRUCTURE TO STRUCTURE DIMENSIONS AND INCLUDES LEDGES.
2. CARPET AREA IS CALCULATED FROM THE UNFINISHED WALL.
3. CARPET AREA INCLUDES TOILET LEDGE WALLS.
4. BALCONY DIMENSIONS DOESN'T INCLUDE UPSTAND BELOW RAILING.
5. ORIENTATION OF THE ENTRY DOOR VARIES BASED ON THE UNIT'S LOCATION.



1 m<sup>2</sup>= 10.764 Sq. Ft.

# GODREJ VANANTARA

UNIT TYPE	2 BHK + 2T
TOWER NO	B, C & D
BUILDING NUMBER	1
FLOORS	GROUND & FIRST

## UNIT - B (TYPE-2)

RERA CARPET AREA  
73.44 Sq. Mts. (790.53 Sq. Ft.)

BALCONY AREA  
5.73 Sq. Mts. (61.66 Sq. Ft.)

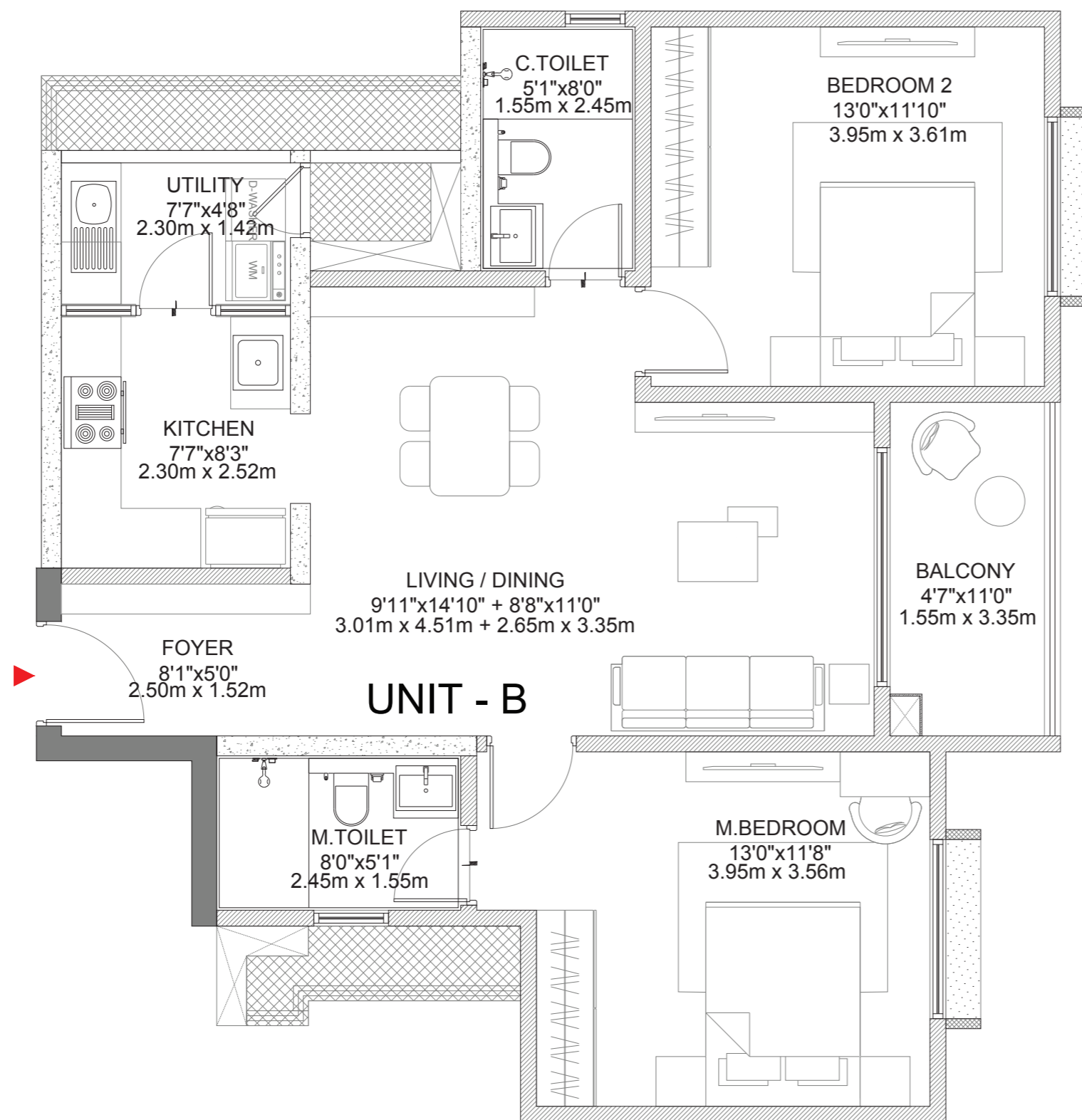
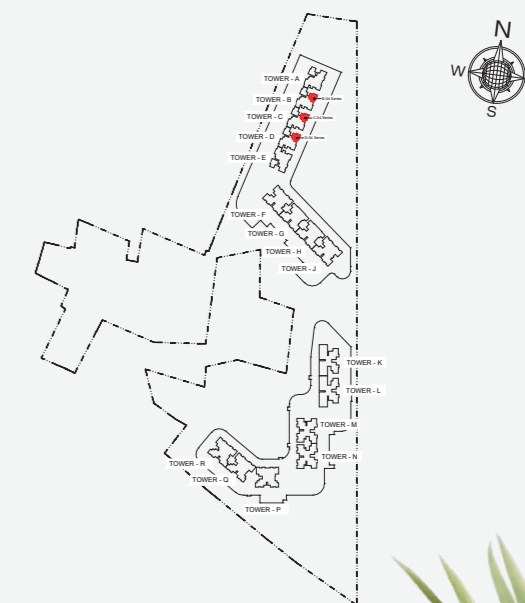
UTILITY AREA  
3.27 Sq. Mts. (35.16 Sq. Ft.)

SALEABLE AREA  
120.36 Sq. Mts. (1295.52 Sq. Ft.)

## UNIT NUMBERS

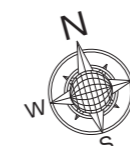
B-004, B-104,  
C-004, C-104, D-004 & D-104

## KEYPLAN



### NOTE:

1. ALL DIMENSIONS MENTIONED ARE STRUCTURE TO STRUCTURE DIMENSIONS AND INCLUDES LEDGES.
2. CARPET AREA IS CALCULATED FROM THE UNFINISHED WALL.
3. CARPET AREA INCLUDES TOILET LEDGE WALLS.
4. BALCONY DIMENSIONS DOESN'T INCLUDE UPSTAND BELOW RAILING.
5. ORIENTATION OF THE ENTRY DOOR VARIES BASED ON THE UNIT'S LOCATION.



1 m<sup>2</sup> = 10.764 Sq. Ft.

# GODREJ VANANTARA

UNIT TYPE	2 BHK + 2T
TOWER NO	E
BUILDING NUMBER	1
FLOORS	GROUND & FIRST

## UNIT - B (TYPE-3)

RERA CARPET AREA  
73.44 Sq. Mts. (790.53 Sq. Ft.)

BALCONY AREA  
5.73 Sq. Mts. (61.66 Sq. Ft.)

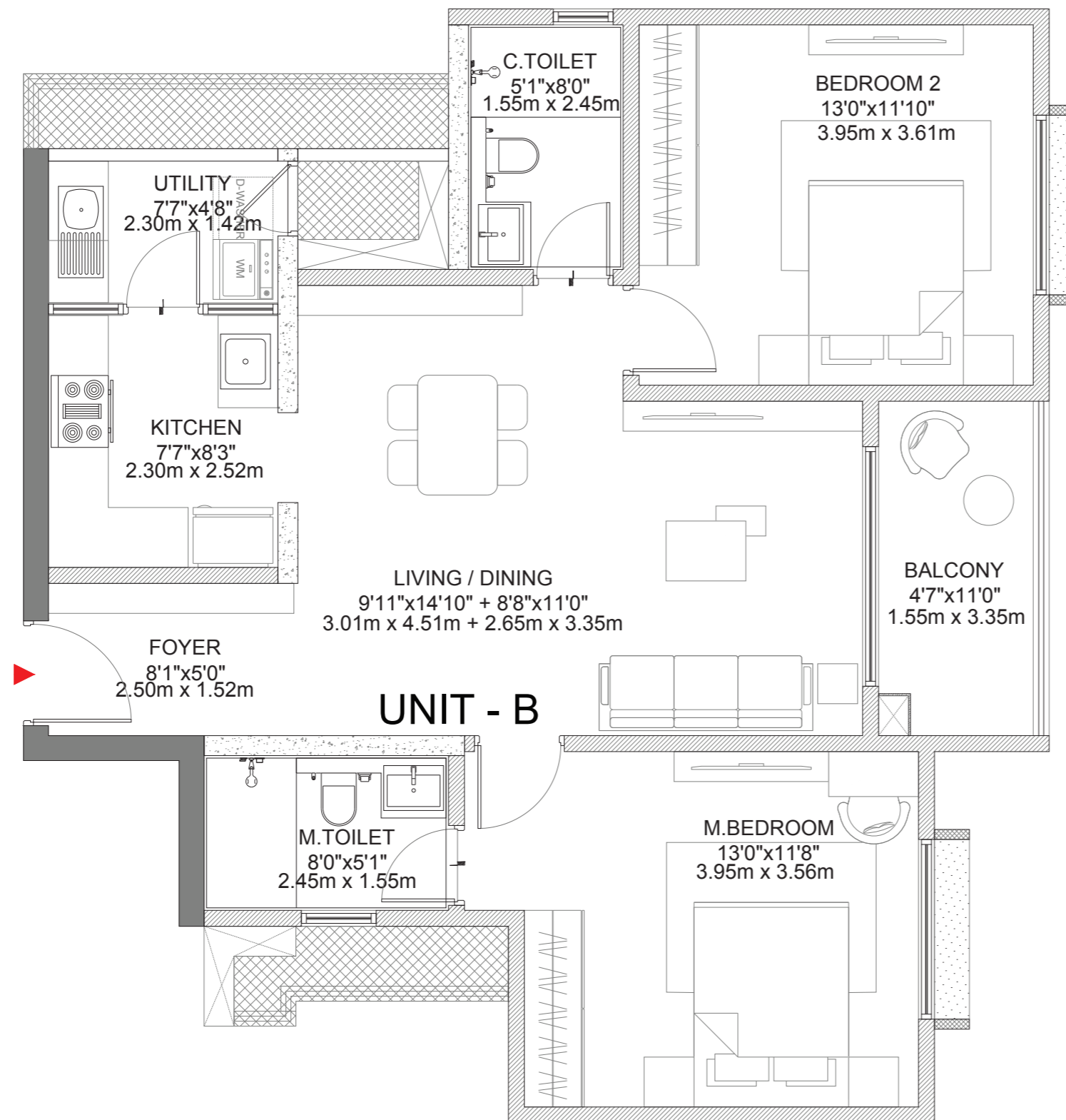
UTILITY AREA  
3.27 Sq. Mts. (35.16 Sq. Ft.)

SALEABLE AREA  
120.36 Sq. Mts. (1295.52 Sq. Ft.)

## UNIT NUMBERS

E-004 & E-104

## KEYPLAN



### NOTE:

1. ALL DIMENSIONS MENTIONED ARE STRUCTURE TO STRUCTURE DIMENSIONS AND INCLUDES LEDGES.
2. CARPET AREA IS CALCULATED FROM THE UNFINISHED WALL.
3. CARPET AREA INCLUDES TOILET LEDGE WALLS.
4. BALCONY DIMENSIONS DOESN'T INCLUDE UPSTAND BELOW RAILING.
5. ORIENTATION OF THE ENTRY DOOR VARIES BASED ON THE UNIT'S LOCATION.



1 m<sup>2</sup> = 10.764 Sq. Ft.

# GODREJ VANANTARA

UNIT TYPE	2 BHK + 2T
TOWER NO	A, B, C & D
BUILDING NUMBER	1
FLOORS	3 <sup>rd</sup> - 30 <sup>th</sup> Floor

## UNIT - B (TYPE-4)

RERA CARPET AREA  
73.44 Sq. Mts. (790.53 Sq. Ft.)

BALCONY AREA  
5.73 Sq. Mts. (61.66 Sq. Ft.)

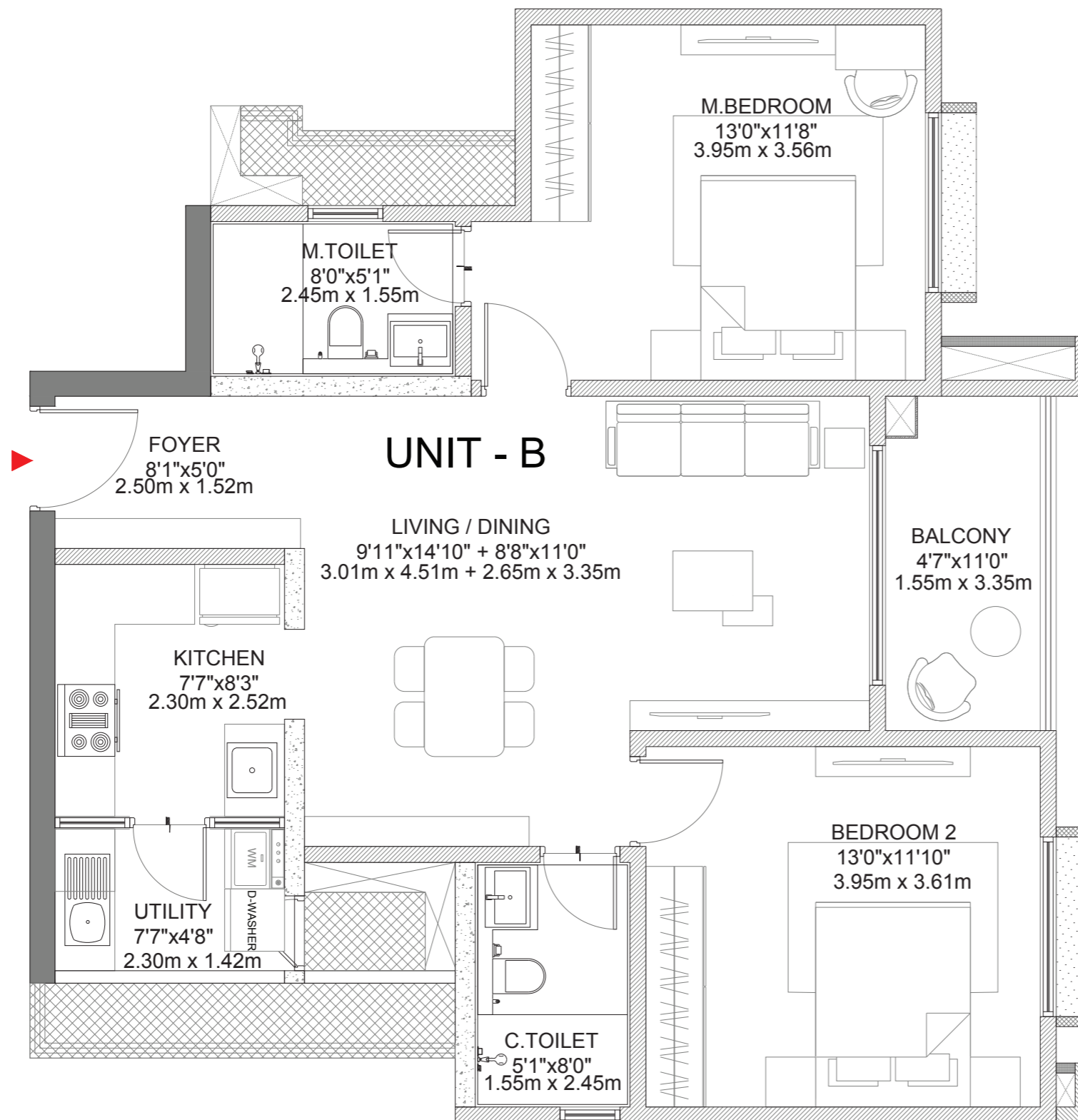
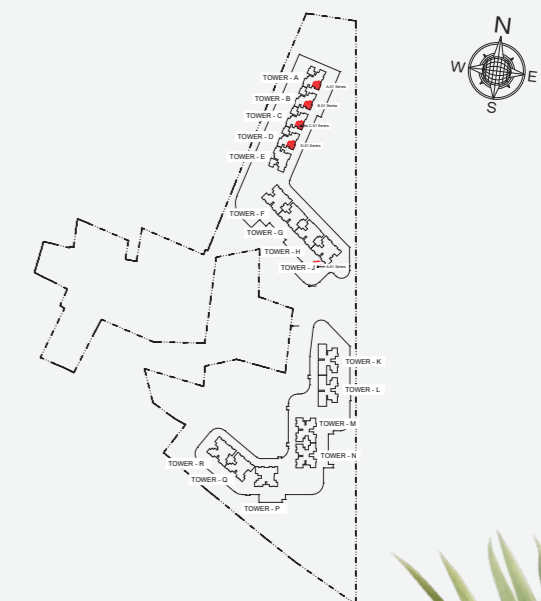
UTILITY AREA  
3.27 Sq. Mts. (35.16 Sq. Ft.)

SALEABLE AREA  
120.36 Sq. Mts. (1295.52 Sq. Ft.)

## UNIT NUMBERS

A-301 - A-3001, B-301 - B-3001,  
C-301 - C-3001, D-301 - D-3001

## KEYPLAN



### NOTE:

1. ALL DIMENSIONS MENTIONED ARE STRUCTURE TO STRUCTURE DIMENSIONS AND INCLUDES LEDGES.
2. CARPET AREA IS CALCULATED FROM THE UNFINISHED WALL.
3. CARPET AREA INCLUDES TOILET LEDGE WALLS.
4. BALCONY DIMENSIONS DOESN'T INCLUDE UPSTAND BELOW RAILING.
5. ORIENTATION OF THE ENTRY DOOR VARIES BASED ON THE UNIT'S LOCATION.



1 m<sup>2</sup> = 10.764 Sq. Ft.

# GODREJ VANANTARA

UNIT TYPE	2 BHK + 2T
TOWER NO	B, C & D
BUILDING NUMBER	1
FLOORS	3 <sup>rd</sup> - 30 <sup>th</sup> Floor

## UNIT - B (TYPE-5)

RERA CARPET AREA  
73.44 Sq. Mts. (790.53 Sq. Ft.)

BALCONY AREA  
5.73 Sq. Mts. (61.66 Sq. Ft.)

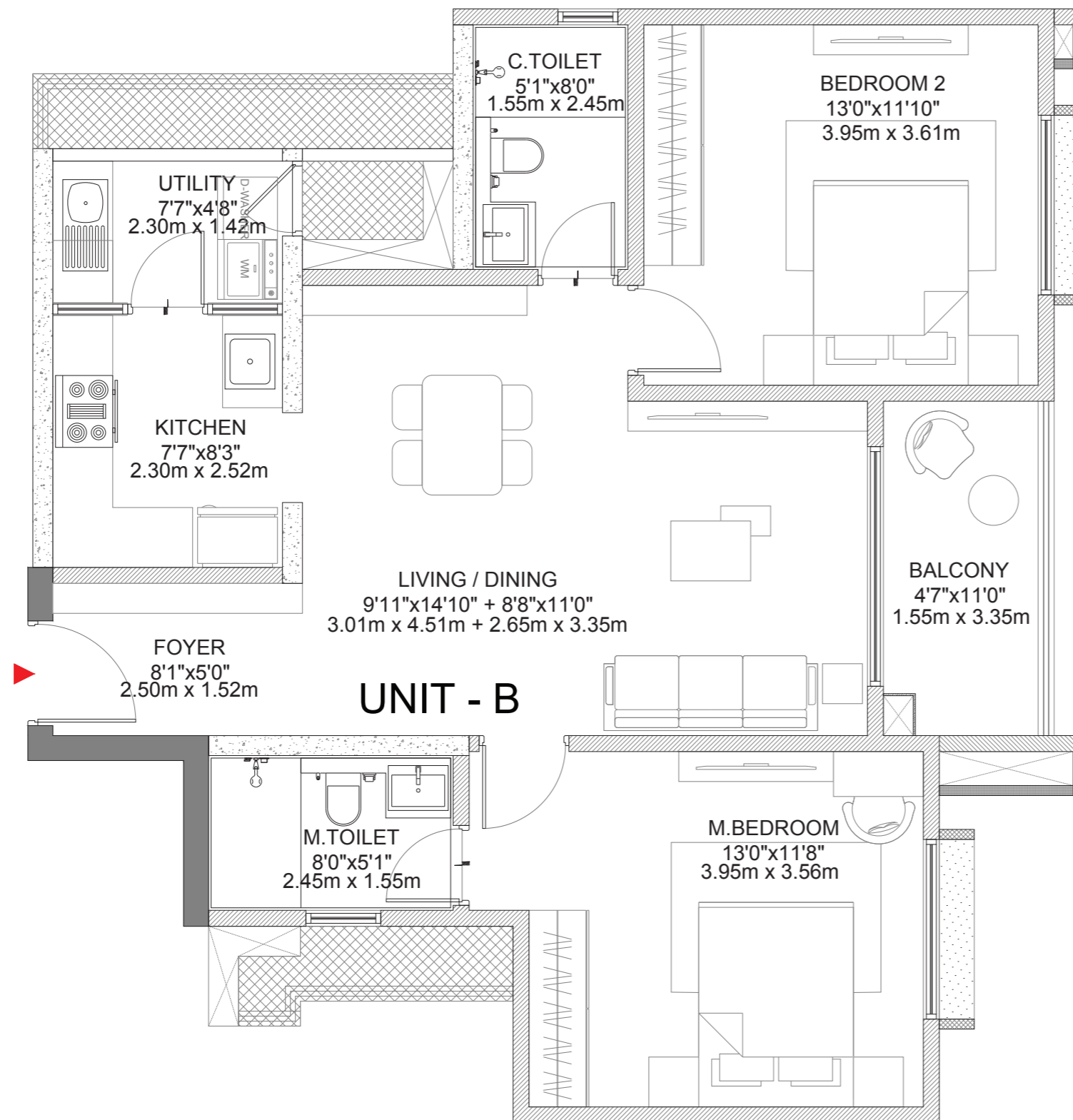
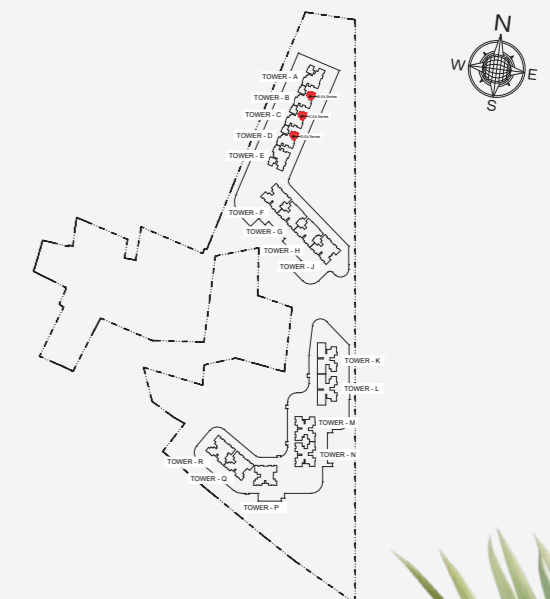
UTILITY AREA  
3.27 Sq. Mts. (35.16 Sq. Ft.)

SALEABLE AREA  
120.36 Sq. Mts. (1295.52 Sq. Ft.)

## UNIT NUMBERS

B-304 - B-3004,  
C-304 - C-3004, D-304 - D-3004

## KEYPLAN



### NOTE:

1. ALL DIMENSIONS MENTIONED ARE STRUCTURE TO STRUCTURE DIMENSIONS AND INCLUDES LEDGES.
2. CARPET AREA IS CALCULATED FROM THE UNFINISHED WALL.
3. CARPET AREA INCLUDES TOILET LEDGE WALLS.
4. BALCONY DIMENSIONS DOESN'T INCLUDE UPSTAND BELOW RAILING.
5. ORIENTATION OF THE ENTRY DOOR VARIES BASED ON THE UNIT'S LOCATION.



1 m<sup>2</sup> = 10.764 Sq. Ft.

# GODREJ VANANTARA

UNIT TYPE	2 BHK + 2T
TOWER NO	E
BUILDING NUMBER	1
FLOORS	3 <sup>rd</sup> - 30 <sup>th</sup> Floor

## UNIT - B (TYPE-6)

RERA CARPET AREA  
73.44 Sq. Mts. (790.53 Sq. Ft.)

BALCONY AREA  
5.73 Sq. Mts. (61.66 Sq. Ft.)

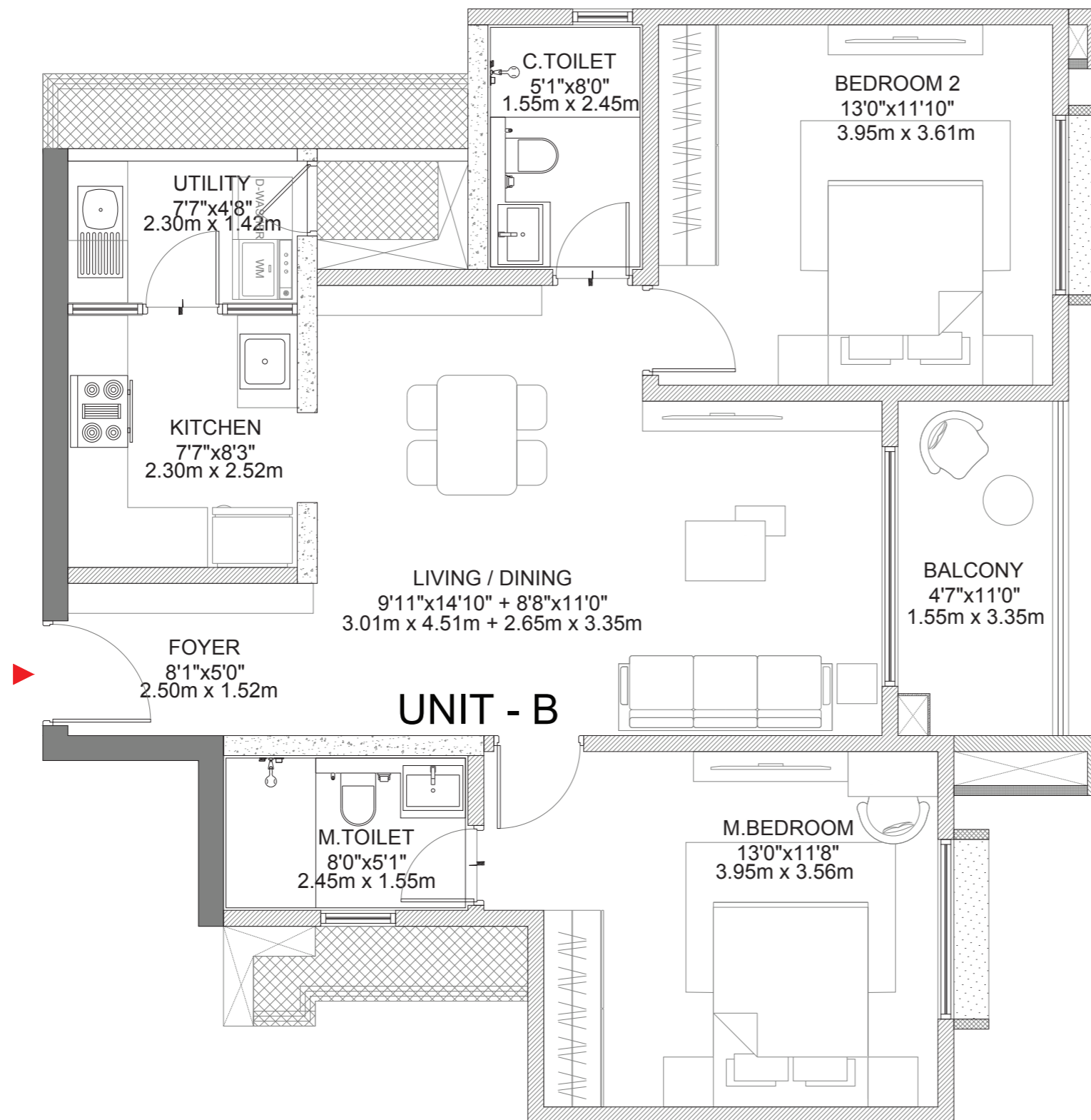
UTILITY AREA  
3.27 Sq. Mts. (35.16 Sq. Ft.)

SALEABLE AREA  
120.36 Sq. Mts. (1295.52 Sq. Ft.)

## UNIT NUMBERS

E-304 - E-3004

## KEYPLAN



## UNIT - B

### NOTE:

1. ALL DIMENSIONS MENTIONED ARE STRUCTURE TO STRUCTURE DIMENSIONS AND INCLUDES LEDGES.
2. CARPET AREA IS CALCULATED FROM THE UNFINISHED WALL.
3. CARPET AREA INCLUDES TOILET LEDGE WALLS.
4. BALCONY DIMENSIONS DOESN'T INCLUDE UPSTAND BELOW RAILING.
5. ORIENTATION OF THE ENTRY DOOR VARIES BASED ON THE UNIT'S LOCATION.



1 m<sup>2</sup> = 10.764 Sq. Ft.

# GODREJ VANANTARA

UNIT TYPE	3BHK + 3T
TOWER NO	A
BUILDING NUMBER	1
FLOORS	GROUND & FIRST

## UNIT - D (TYPE-1)

RERA CARPET AREA  
107.84 Sq. Mts. (1160.82 Sq. Ft.)

BALCONY AREA  
10.22 Sq. Mts. (110.01 Sq. Ft.)

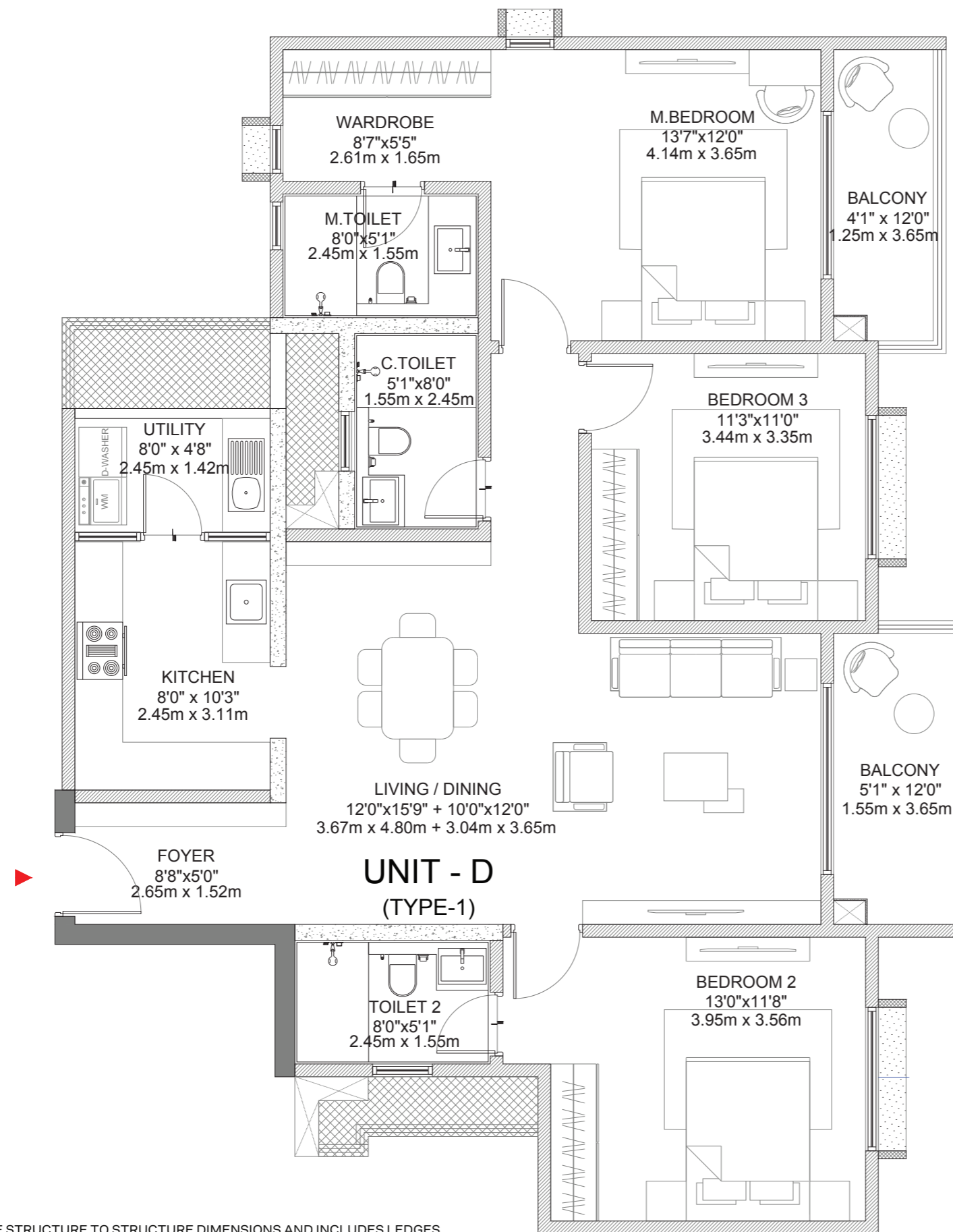
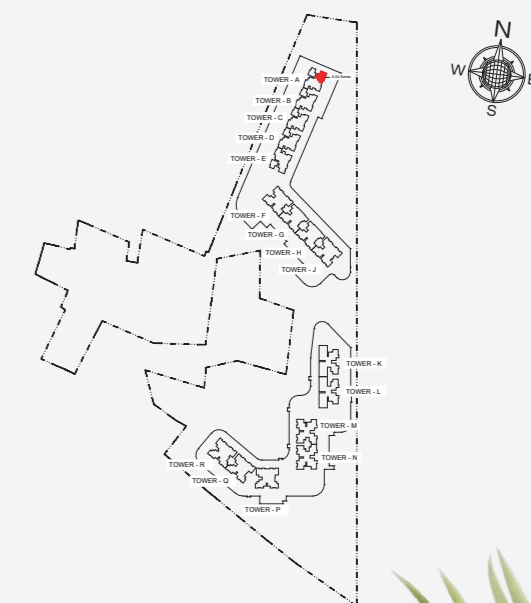
UTILITY AREA  
3.48 Sq. Mts. (37.45 Sq. Ft.)

SALEABLE AREA  
177.45Sq. Mts. (1910.09 Sq. Ft.)

## UNIT NUMBERS

A-004 & A-104

## KEYPLAN



### NOTE:

1. ALL DIMENSIONS MENTIONED ARE STRUCTURE TO STRUCTURE DIMENSIONS AND INCLUDES LEDGES.
2. CARPET AREA IS CALCULATED FROM THE UNFINISHED WALL.
3. CARPET AREA INCLUDES TOILET LEDGE WALLS.
4. BALCONY DIMENSIONS DOESN'T INCLUDE UPSTAND BELOW RAILING.
5. ORIENTATION OF THE ENTRY DOOR VARIES BASED ON THE UNIT'S LOCATION.



1 m<sup>2</sup>= 10.764 Sq. Ft.

# GODREJ VANANTARA

UNIT TYPE	3BHK + 3T
TOWER NO	E
BUILDING NUMBER	1
FLOORS	GROUND & FIRST

## UNIT - D (TYPE-2)

RERA CARPET AREA  
107.84 Sq. Mts. (1160.82 Sq. Ft.)

BALCONY AREA  
10.22 Sq. Mts. (110.01 Sq. Ft.)

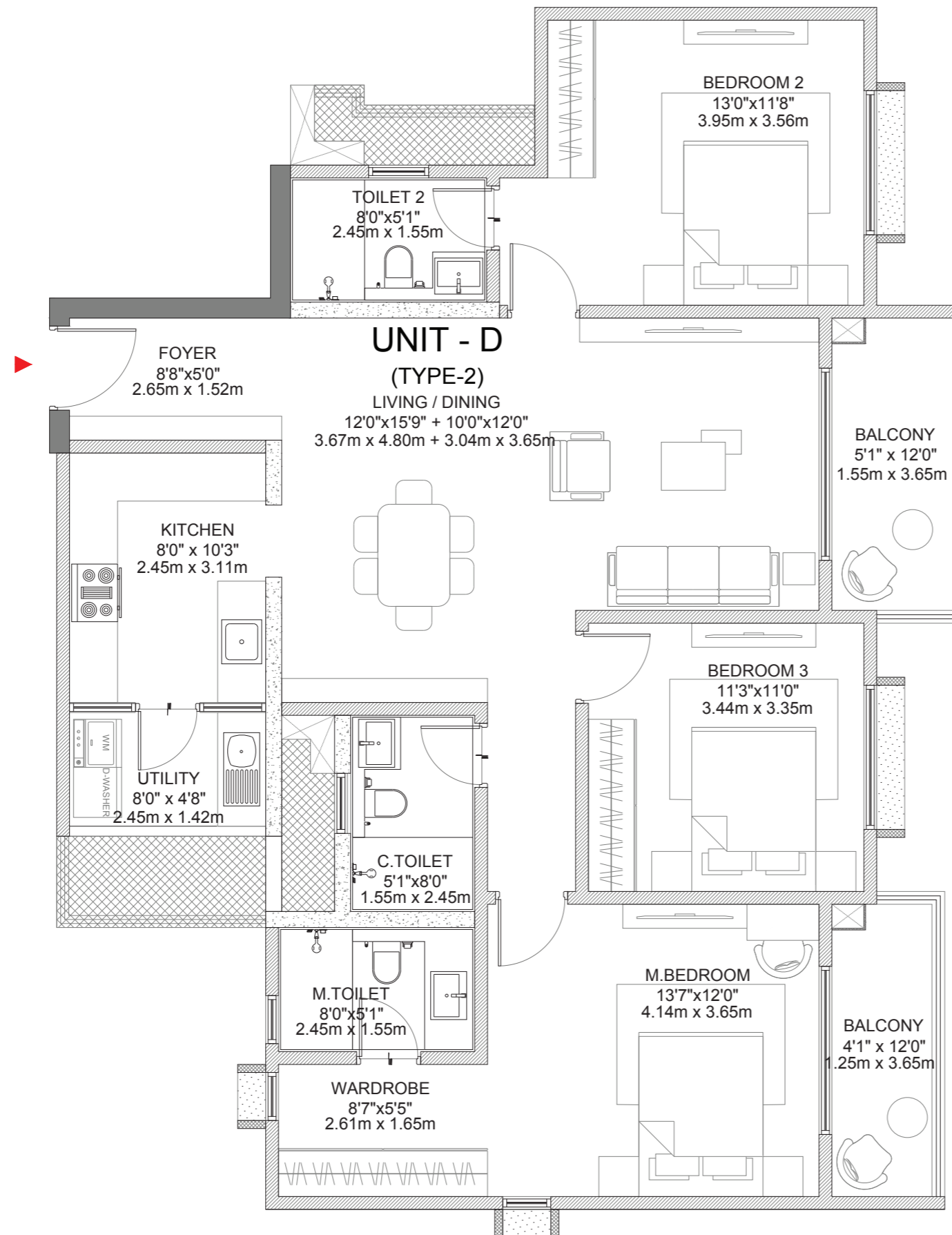
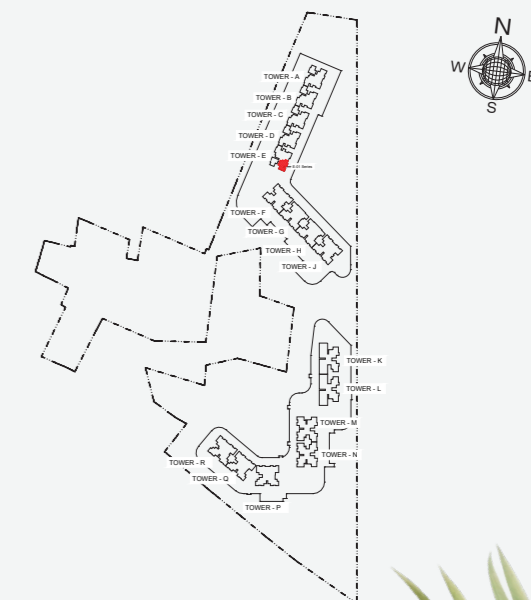
UTILITY AREA  
3.48 Sq. Mts. (37.45 Sq. Ft.)

SALEABLE AREA  
177.45Sq. Mts. (1910.09 Sq. Ft.)

## UNIT NUMBERS

E-001 & E-101

## KEYPLAN



### NOTE:

1. ALL DIMENSIONS MENTIONED ARE STRUCTURE TO STRUCTURE DIMENSIONS AND INCLUDES LEDGES.
2. CARPET AREA IS CALCULATED FROM THE UNFINISHED WALL.
3. CARPET AREA INCLUDES TOILET LEDGE WALLS.
4. BALCONY DIMENSIONS DOESN'T INCLUDE UPSTAND BELOW RAILING.
5. ORIENTATION OF THE ENTRY DOOR VARIES BASED ON THE UNIT'S LOCATION.



1 m<sup>2</sup> = 10.764 Sq. Ft.

# GODREJ VANANTARA

UNIT TYPE	3BHK + 3T
TOWER NO	A
BUILDING NUMBER	1
FLOORS	3 <sup>rd</sup> - 30 <sup>th</sup> Floor

## UNIT - D (TYPE-3)

RERA CARPET AREA  
107.84 Sq. Mts. (1160.82 Sq. Ft.)

BALCONY AREA  
10.22 Sq. Mts. (110.01 Sq. Ft.)

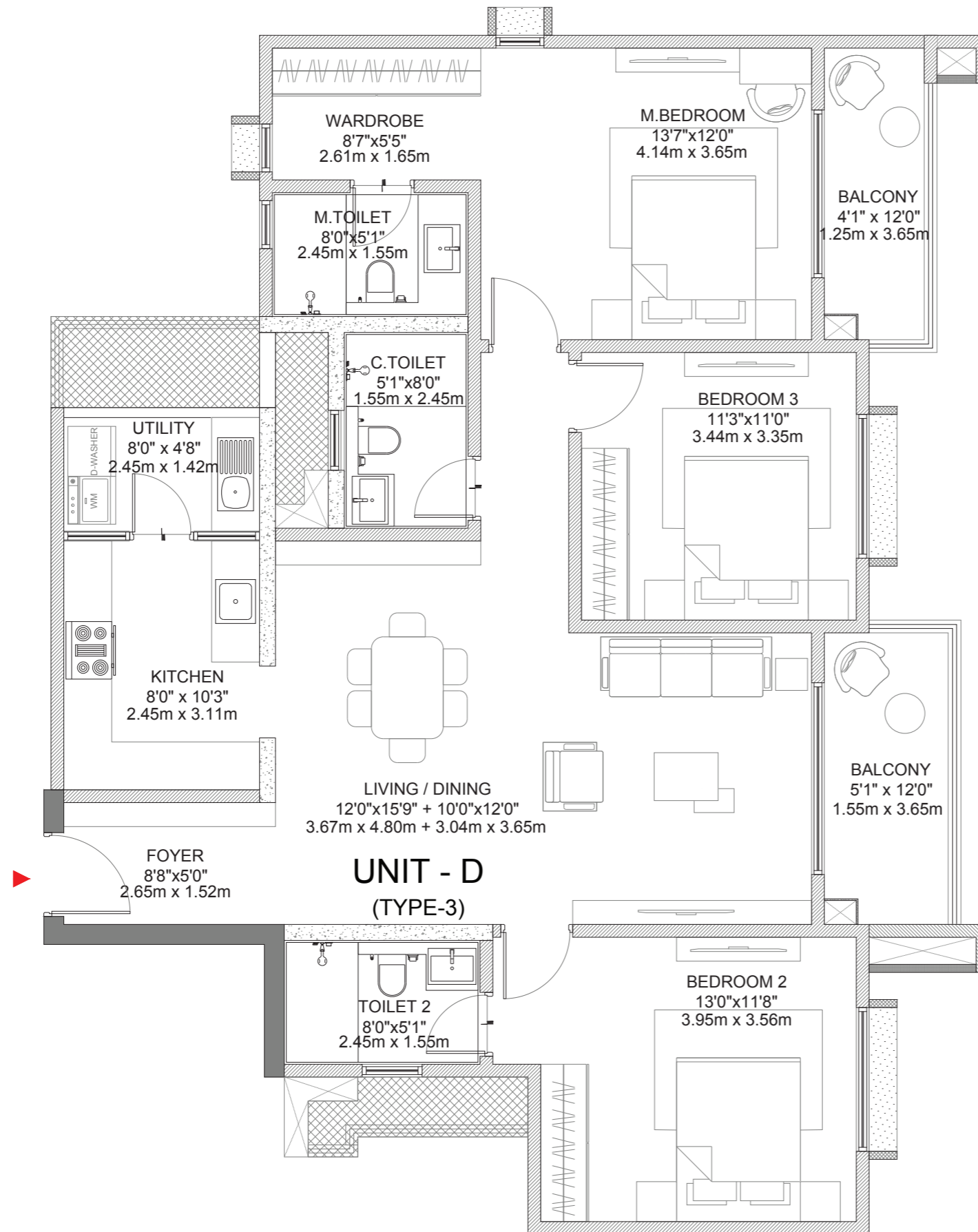
UTILITY AREA  
3.48 Sq. Mts. (37.45 Sq. Ft.)

SALEABLE AREA  
177.45 Sq. Mts. (1910.09 Sq. Ft.)

## UNIT NUMBERS

A-304 - A-3004

## KEYPLAN



### NOTE:

1. ALL DIMENSIONS MENTIONED ARE STRUCTURE TO STRUCTURE DIMENSIONS AND INCLUDES LEDGES.
2. CARPET AREA IS CALCULATED FROM THE UNFINISHED WALL.
3. CARPET AREA INCLUDES TOILET LEDGE WALLS.
4. BALCONY DIMENSIONS DOESN'T INCLUDE UPSTAND BELOW RAILING.
5. ORIENTATION OF THE ENTRY DOOR VARIES BASED ON THE UNIT'S LOCATION.



1 m<sup>2</sup> = 10.764 Sq. Ft.

# GODREJ VANANTARA

UNIT TYPE	3BHK + 3T
TOWER NO	E
BUILDING NUMBER	1
FLOORS	3 <sup>rd</sup> - 30 <sup>th</sup> Floor

## UNIT - D (TYPE-4)

RERA CARPET AREA  
107.84 Sq. Mts. (1160.82 Sq. Ft.)

BALCONY AREA  
10.22 Sq. Mts. (110.01 Sq. Ft.)

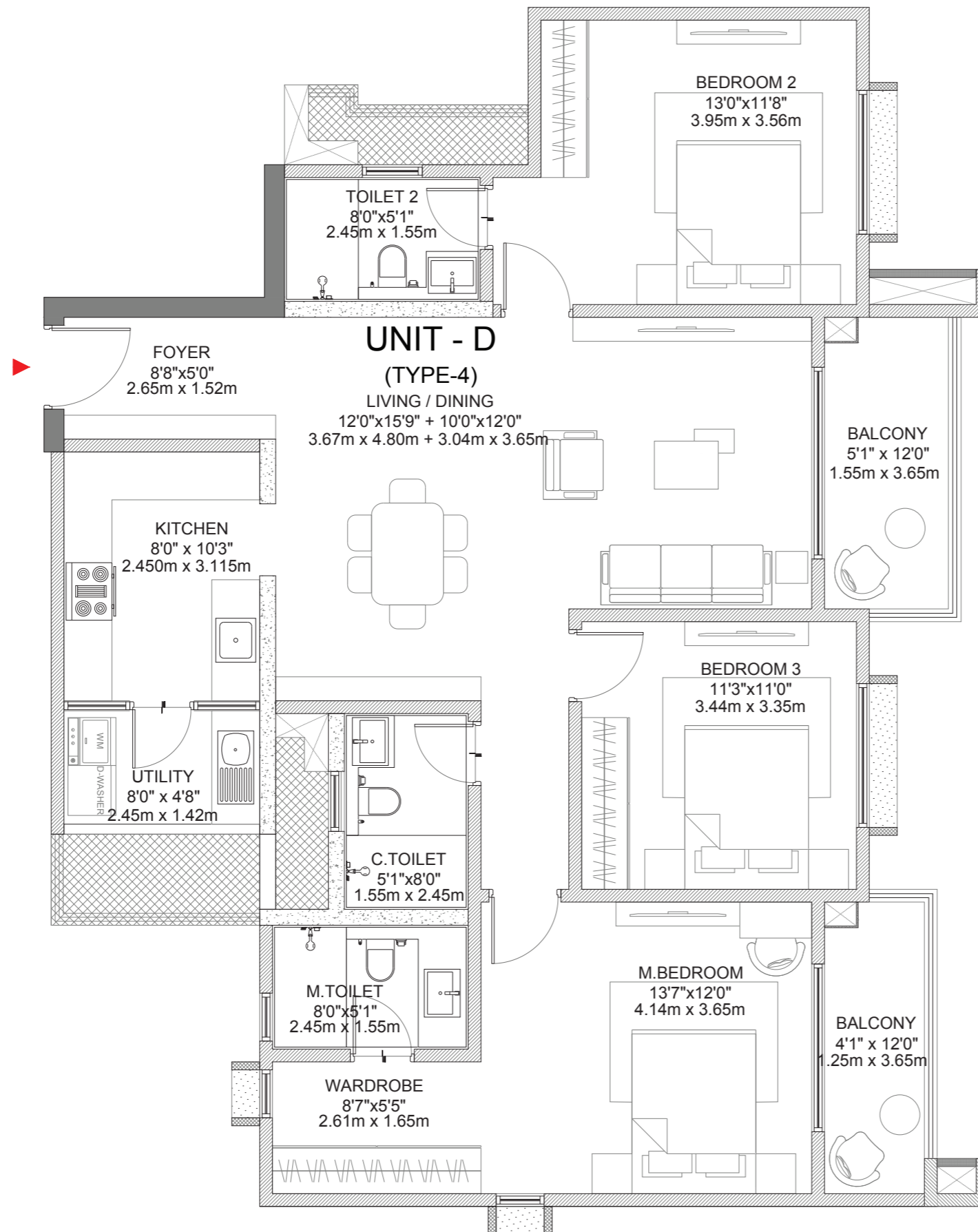
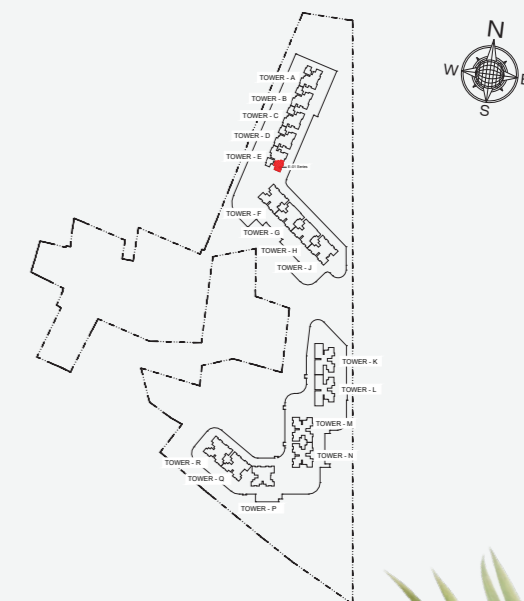
UTILITY AREA  
3.48 Sq. Mts. (37.45 Sq. Ft.)

SALEABLE AREA  
177.45Sq. Mts. (1910.09 Sq. Ft.)

## UNIT NUMBERS

E-301 - E-3001

## KEYPLAN



### NOTE:

1. ALL DIMENSIONS MENTIONED ARE STRUCTURE TO STRUCTURE DIMENSIONS AND INCLUDES LEDGES.
2. CARPET AREA IS CALCULATED FROM THE UNFINISHED WALL.
3. CARPET AREA INCLUDES TOILET LEDGE WALLS.
4. BALCONY DIMENSIONS DOESN'T INCLUDE UPSTAND BELOW RAILING.
5. ORIENTATION OF THE ENTRY DOOR VARIES BASED ON THE UNIT'S LOCATION.



1 m<sup>2</sup> = 10.764 Sq. Ft.

# GODREJ VANANTARA

UNIT TYPE	3BHK + 3T
TOWER NO	F & J
BUILDING NUMBER	2
FLOORS	GROUND & FIRST

## UNIT - D (TYPE-5)

RERA CARPET AREA  
109.03 Sq. Mts. (1173.63 Sq. Ft.)

BALCONY AREA  
11.32 Sq. Mts. (121.79 Sq. Ft.)

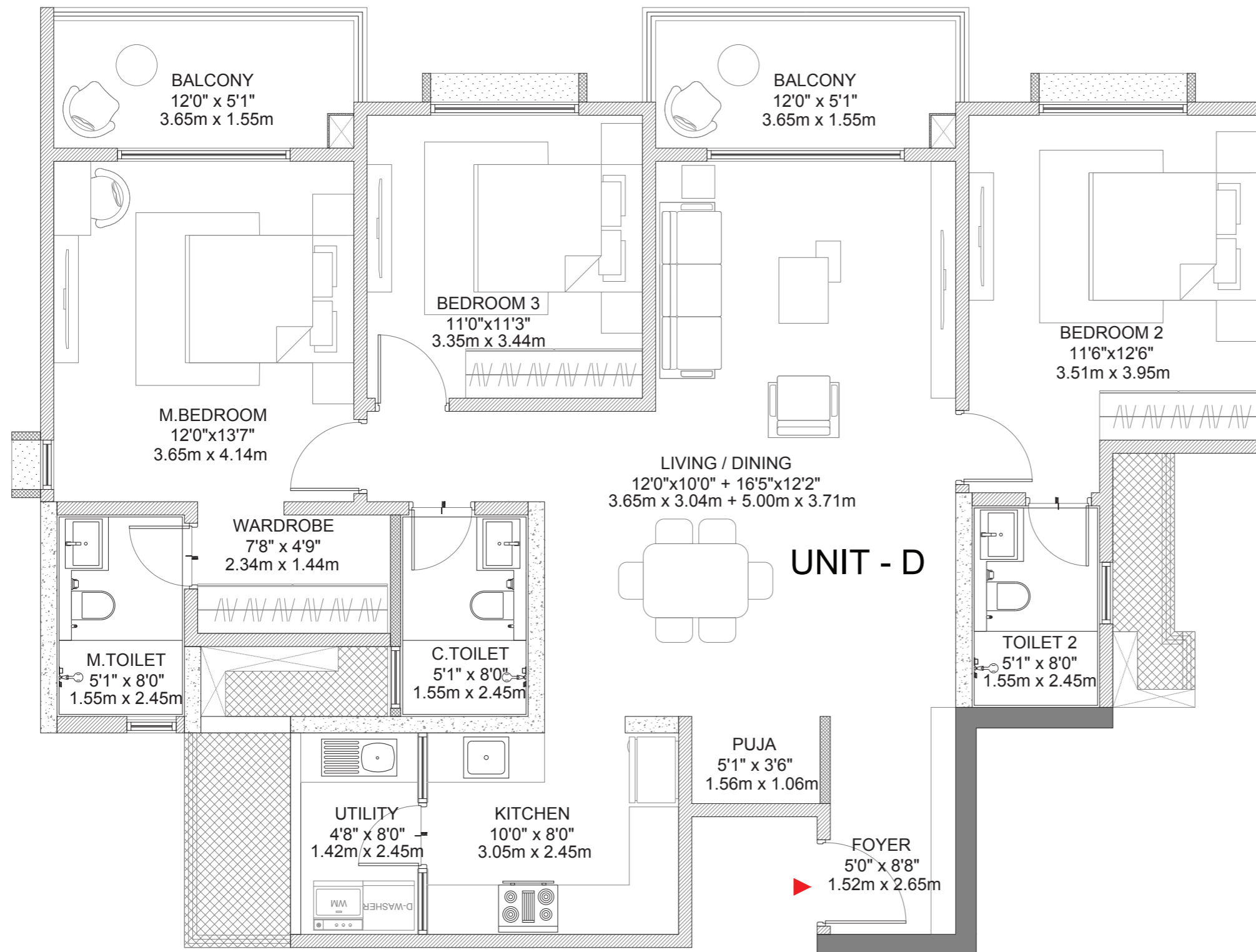
UTILITY AREA  
3.48 Sq. Mts. (37.45 Sq. Ft.)

SALEABLE AREA  
180.79 Sq. Mts. (1946.0 Sq. Ft.)

## UNIT NUMBERS


F-004, F-104, J-004 & J-104

## KEYPLAN



### NOTE:

1. ALL DIMENSIONS MENTIONED ARE STRUCTURE TO STRUCTURE DIMENSIONS AND INCLUDES LEDGES.
2. CARPET AREA IS CALCULATED FROM THE UNFINISHED WALL.
3. CARPET AREA INCLUDES TOILET LEDGE WALLS.
4. BALCONY DIMENSIONS DOESN'T INCLUDE UPSTAND BELOW RAILING.
5. ORIENTATION OF THE ENTRY DOOR VARIES BASED ON THE UNIT'S LOCATION.



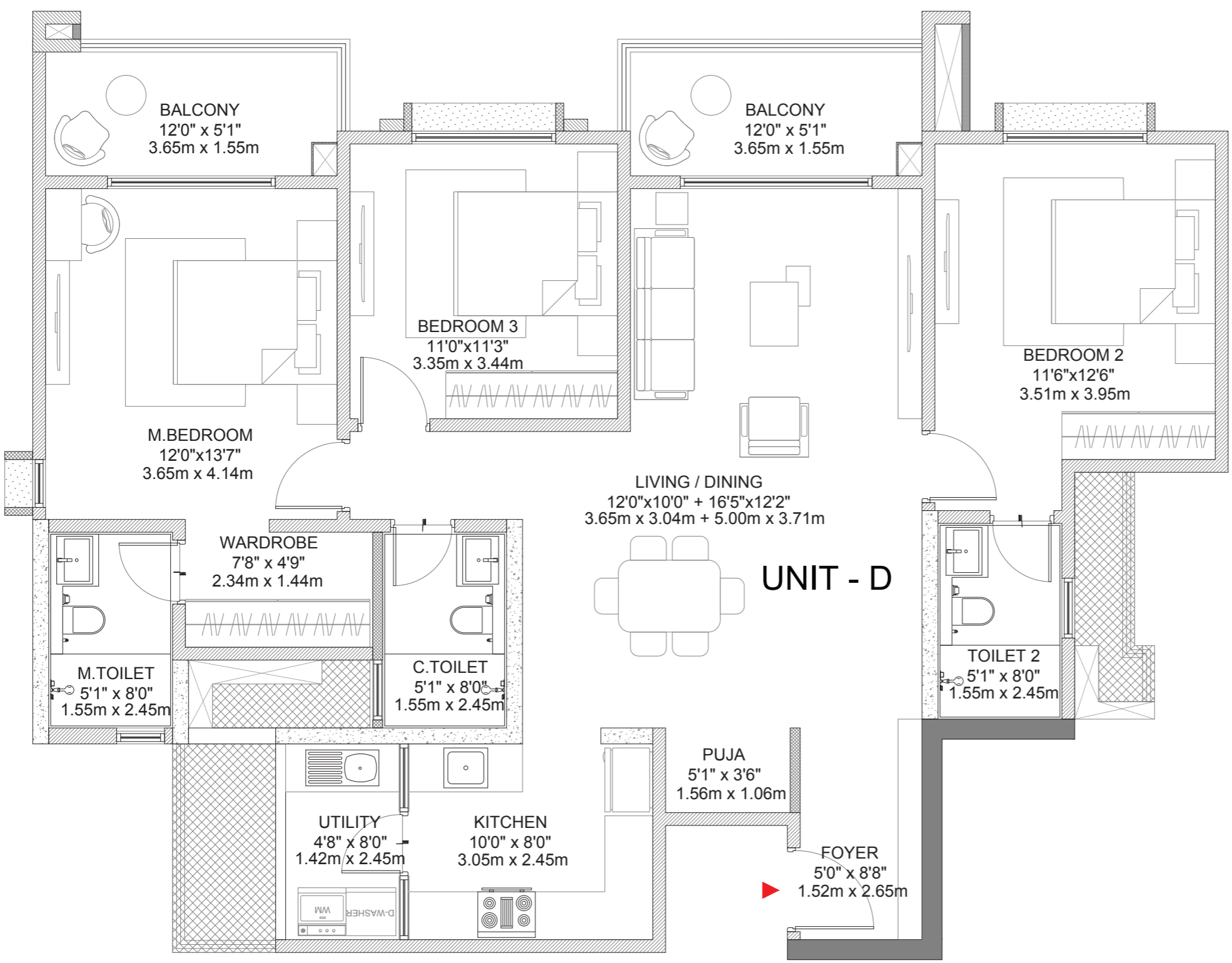
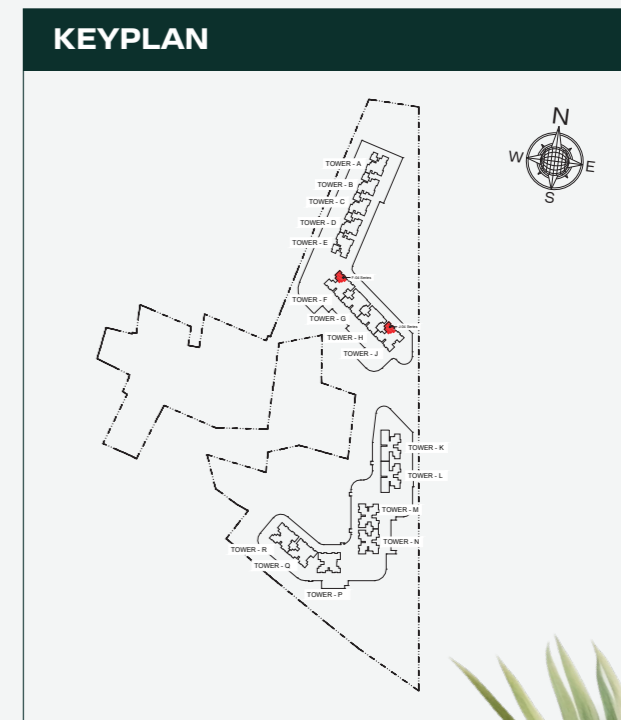
1 m<sup>2</sup> = 10.764 Sq. Ft.

# GODREJ VANANTARA

UNIT TYPE	3BHK + 3T
TOWER NO	F & J
BUILDING NUMBER	2
FLOORS	3 <sup>rd</sup> - 30 <sup>th</sup> Floor

<b>UNIT - D (TYPE-6)</b>	
RERA CARPET AREA	109.03 Sq. Mts. (1173.63 Sq. Ft.)
BALCONY AREA	11.32 Sq. Mts. (121.79 Sq. Ft.)
UTILITY AREA	3.48 Sq. Mts. (37.45 Sq. Ft.)
SALEABLE AREA	180.79 Sq. Mts. (1946.0 Sq. Ft.)

<b>UNIT NUMBERS</b>	
F-304 - F-3004, J-304 - J-3004	



- NOTE:**
1. ALL DIMENSIONS MENTIONED ARE STRUCTURE TO STRUCTURE DIMENSIONS AND INCLUDES LEDGES.
  2. CARPET AREA IS CALCULATED FROM THE UNFINISHED WALL.
  3. CARPET AREA INCLUDES TOILET LEDGE WALLS.
  4. BALCONY DIMENSIONS DOESN'T INCLUDE UPSTAND BELOW RAILING.
  5. ORIENTATION OF THE ENTRY DOOR VARIES BASED ON THE UNIT'S LOCATION.



1 m<sup>2</sup> = 10.764 Sq. Ft.

# GODREJ VANANTARA

UNIT TYPE	3BHK + 3T
TOWER NO	F & J
BUILDING NUMBER	2
FLOORS	GROUND & FIRST

## UNIT - D (TYPE-7)

RERA CARPET AREA  
107.83 Sq. Mts. (1160.71 Sq. Ft.)

BALCONY AREA  
11.32 Sq. Mts. (121.79 Sq. Ft.)

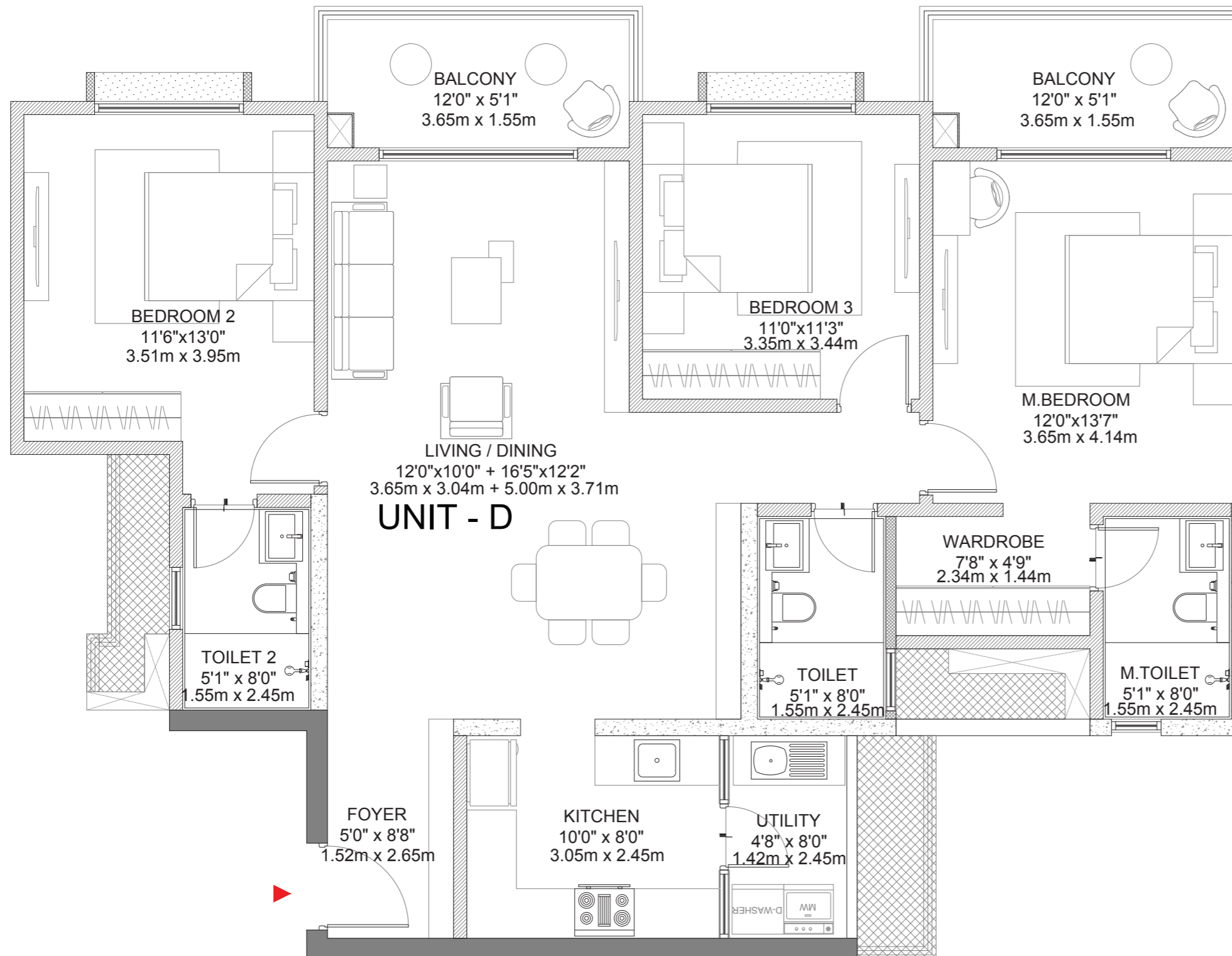
UTILITY AREA  
3.48 Sq. Mts. (37.45 Sq. Ft.)

SALEABLE AREA  
179.04 Sq. Mts. (1927.14 Sq. Ft.)

## UNIT NUMBERS

F-001, F-101, J-001 & J-101

## KEYPLAN



### NOTE:

1. ALL DIMENSIONS MENTIONED ARE STRUCTURE TO STRUCTURE DIMENSIONS AND INCLUDES LEDGES.
2. CARPET AREA IS CALCULATED FROM THE UNFINISHED WALL.
3. CARPET AREA INCLUDES TOILET LEDGE WALLS.
4. BALCONY DIMENSIONS DOESN'T INCLUDE UPSTAND BELOW RAILING.
5. ORIENTATION OF THE ENTRY DOOR VARIES BASED ON THE UNIT'S LOCATION.



1 m<sup>2</sup> = 10.764 Sq. Ft.

# GODREJ VANANTARA

UNIT TYPE	3BHK + 3T
TOWER NO	F & J
BUILDING NUMBER	2
FLOORS	3 <sup>rd</sup> - 30 <sup>th</sup> Floor

## UNIT - D (TYPE-8)

RERA CARPET AREA  
107.83 Sq. Mts. (1160.71 Sq. Ft.)

BALCONY AREA  
11.32 Sq. Mts. (121.79 Sq. Ft.)

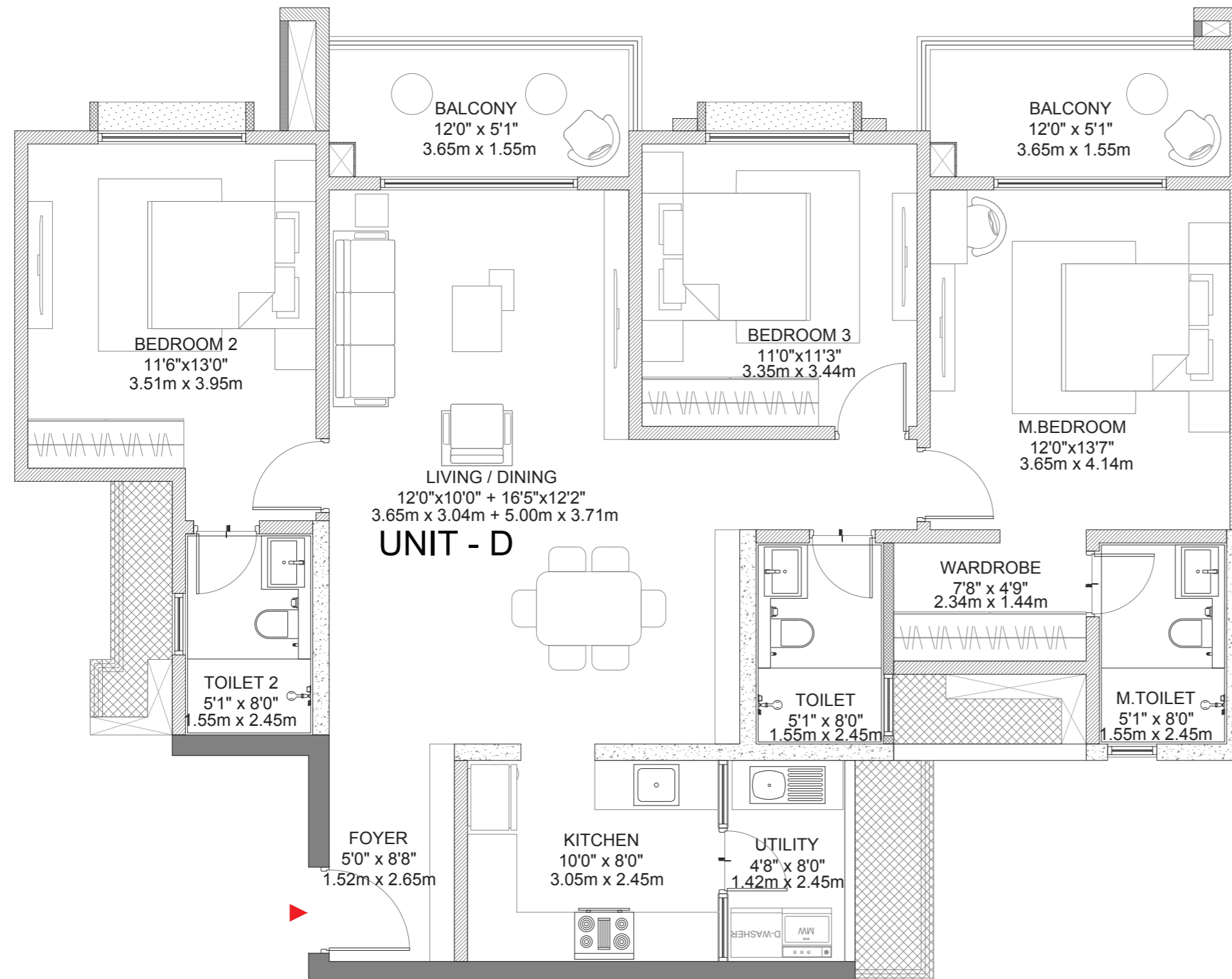
UTILITY AREA  
3.48 Sq. Mts. (37.45 Sq. Ft.)

SALEABLE AREA  
179.04 Sq. Mts. (1927.14 Sq. Ft.)

## UNIT NUMBERS

F-301- F-3001, J-301 - J-3001

## KEYPLAN



### NOTE:

1. ALL DIMENSIONS MENTIONED ARE STRUCTURE TO STRUCTURE DIMENSIONS AND INCLUDES LEDGES.
2. CARPET AREA IS CALCULATED FROM THE UNFINISHED WALL.
3. CARPET AREA INCLUDES TOILET LEDGE WALLS.
4. BALCONY DIMENSIONS DOESN'T INCLUDE UPSTAND BELOW RAILING.
5. ORIENTATION OF THE ENTRY DOOR VARIES BASED ON THE UNIT'S LOCATION.



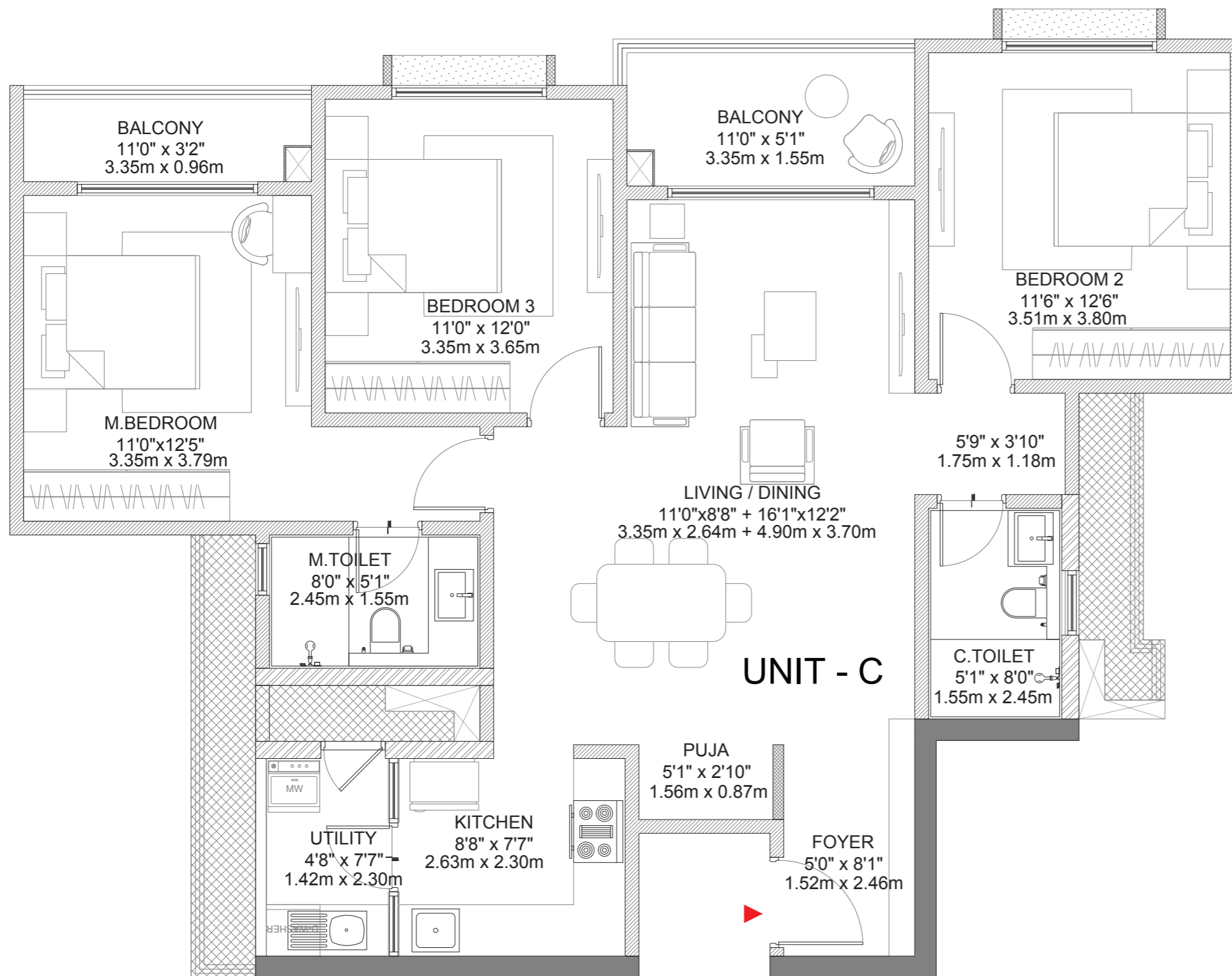
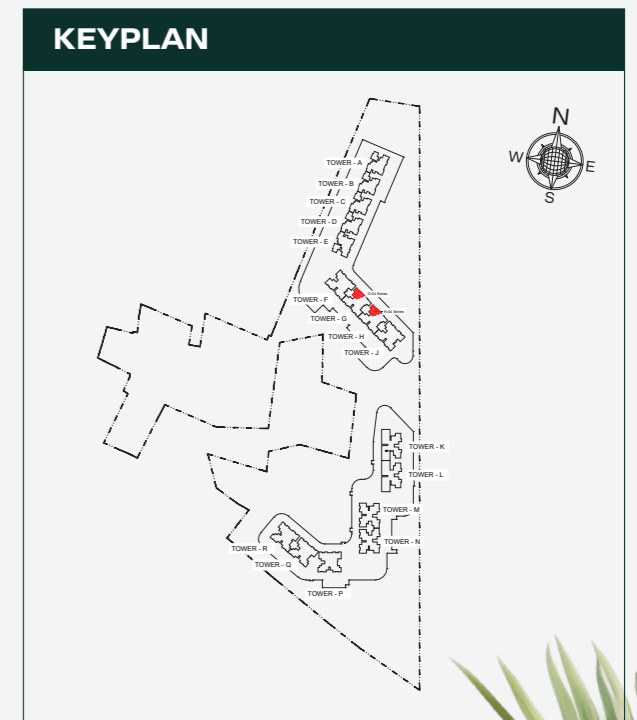
1 m<sup>2</sup> = 10.764 Sq. Ft.

# GODREJ VANANTARA

UNIT TYPE	3BHK + 2T
TOWER NO	G & H
BUILDING NUMBER	2
FLOORS	GROUND & FIRST

<b>UNIT - C (TYPE-1)</b>	
RERA CARPET AREA	94.08 Sq. Mts. (1012.72 Sq. Ft.)
BALCONY AREA	8.41 Sq. Mts. (90.50 Sq. Ft.)
UTILITY AREA	3.27 Sq. Mts. (35.16 Sq. Ft.)
SALEABLE AREA	154.41 Sq. Mts. (1662.03 Sq. Ft.)

<b>UNIT NUMBERS</b>	
G-004, G-104, H-004 & H-104	



**NOTE:**

1. ALL DIMENSIONS MENTIONED ARE STRUCTURE TO STRUCTURE DIMENSIONS AND INCLUDES LEDGES.
2. CARPET AREA IS CALCULATED FROM THE UNFINISHED WALL.
3. CARPET AREA INCLUDES TOILET LEDGE WALLS.
4. BALCONY DIMENSIONS DOESN'T INCLUDE UPSTAND BELOW RAILING.
5. ORIENTATION OF THE ENTRY DOOR VARIES BASED ON THE UNIT'S LOCATION.



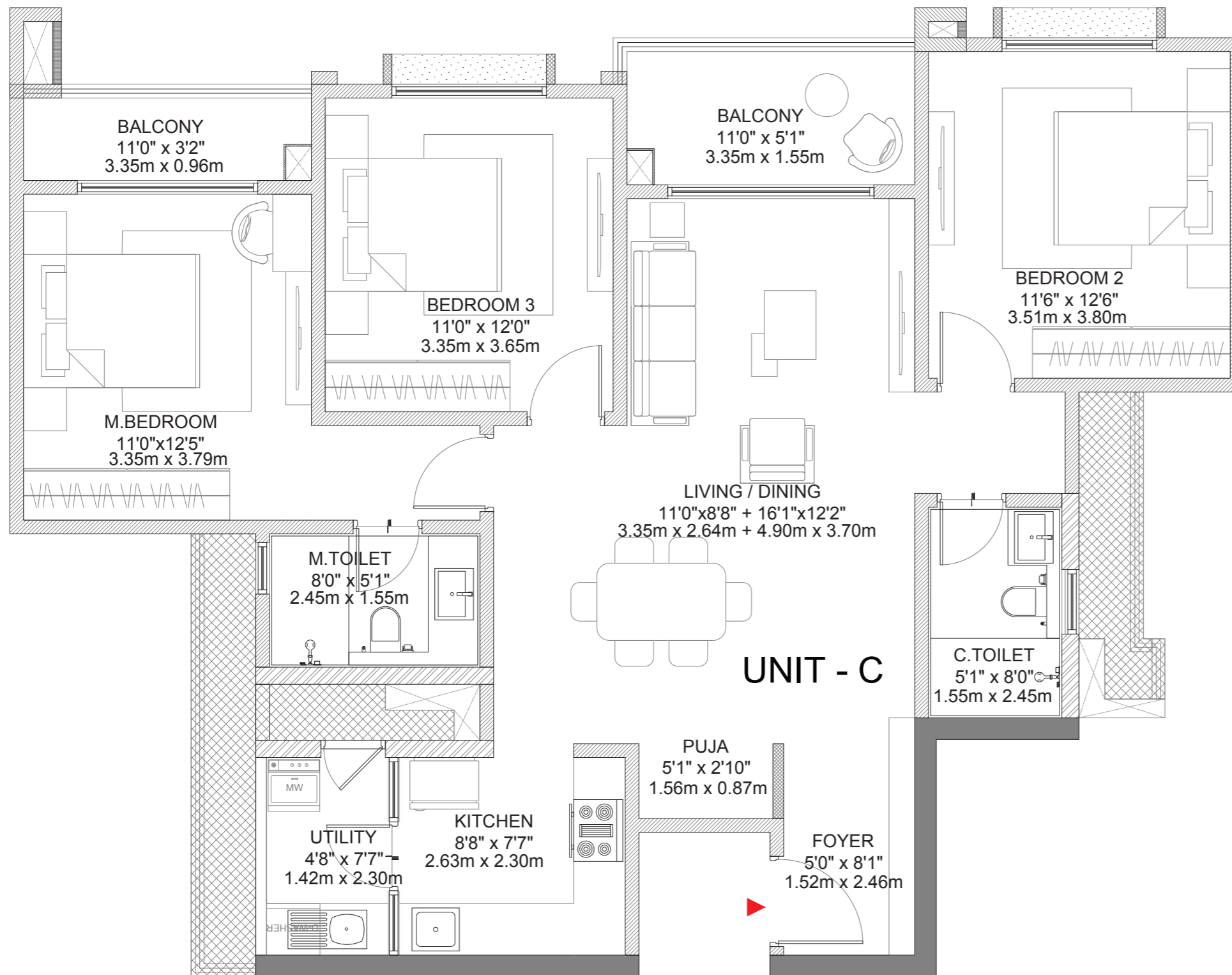
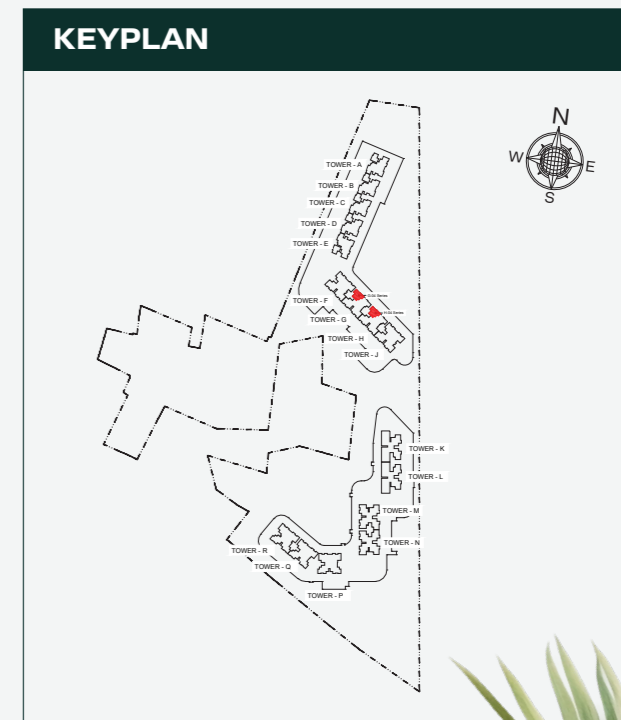
1 m<sup>2</sup> = 10.764 Sq. Ft.

# GODREJ VANANTARA

UNIT TYPE	3BHK + 2T
TOWER NO	G & H
BUILDING NUMBER	2
FLOORS	3 <sup>rd</sup> - 30 <sup>th</sup> Floor

<b>UNIT - C (TYPE-2)</b>	
RERA CARPET AREA	94.08 Sq. Mts. (1012.72 Sq. Ft.)
BALCONY AREA	8.41 Sq. Mts. (90.50 Sq. Ft.)
UTILITY AREA	3.27 Sq. Mts. (35.16 Sq. Ft.)
SALEABLE AREA	154.41 Sq. Mts. (1662.03 Sq. Ft.)

<b>UNIT NUMBERS</b>	
G-304 - G-3004, H-304 - H-3004	



- NOTE:**
1. ALL DIMENSIONS MENTIONED ARE STRUCTURE TO STRUCTURE DIMENSIONS AND INCLUDES LEDGES.
  2. CARPET AREA IS CALCULATED FROM THE UNFINISHED WALL.
  3. CARPET AREA INCLUDES TOILET LEDGE WALLS.
  4. BALCONY DIMENSIONS DOESN'T INCLUDE UPSTAND BELOW RAILING.
  5. ORIENTATION OF THE ENTRY DOOR VARIES BASED ON THE UNIT'S LOCATION.



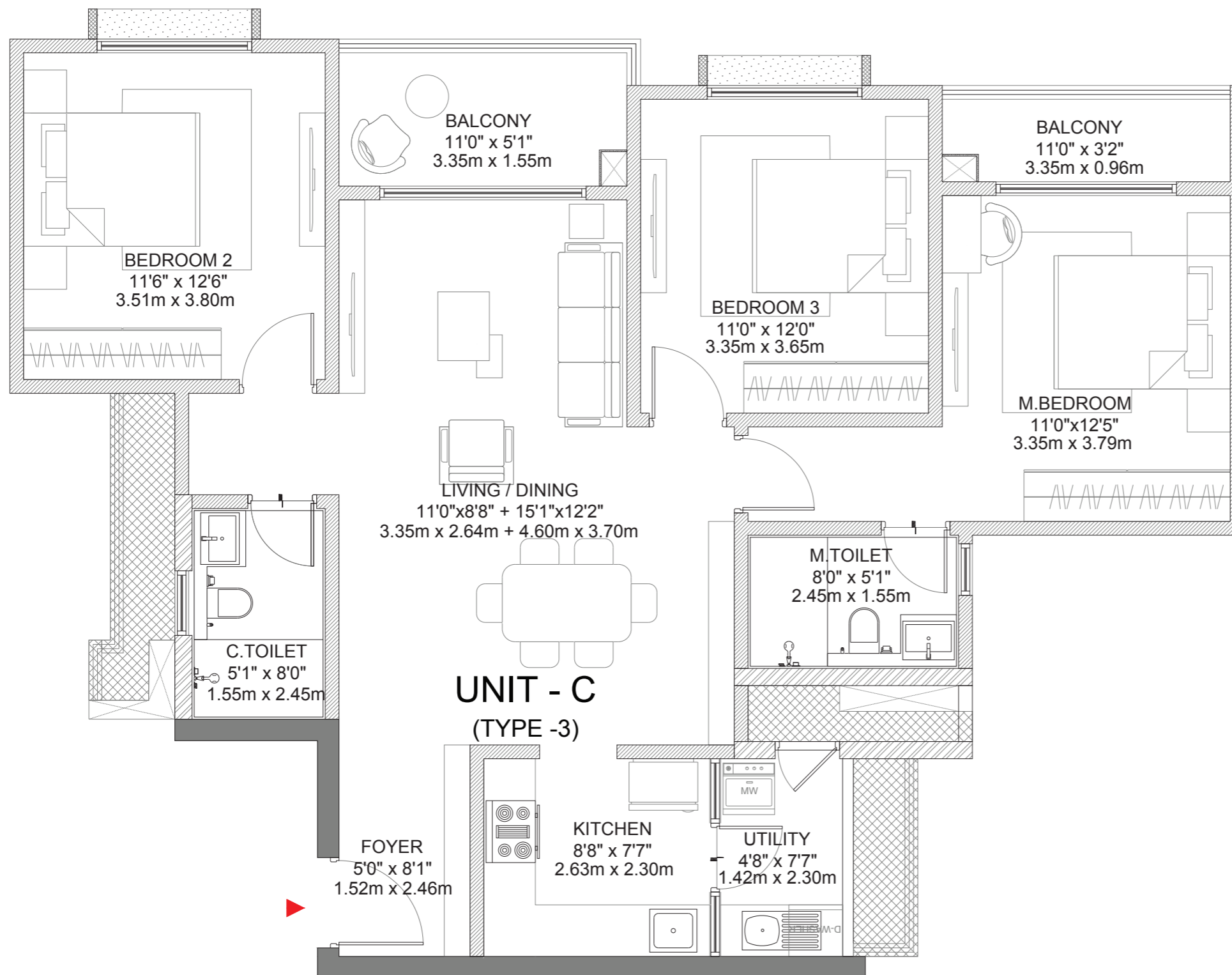
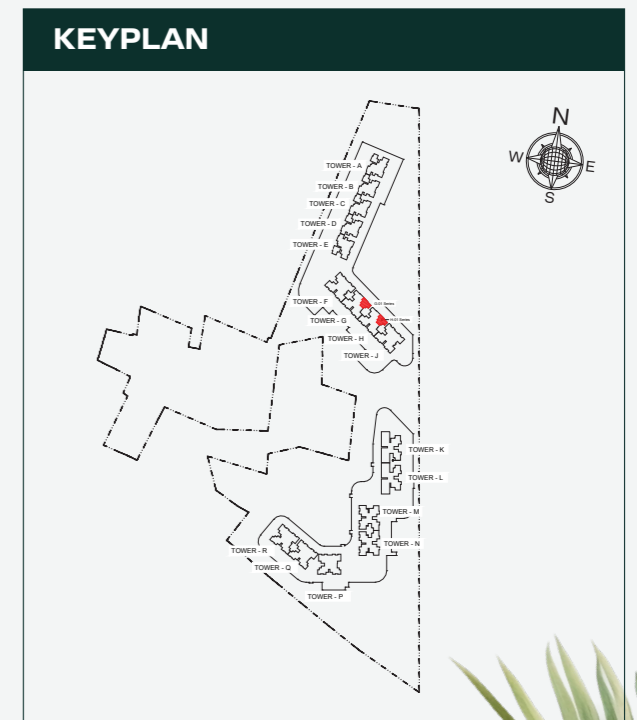
1 m<sup>2</sup> = 10.764 Sq. Ft.

# GODREJ VANANTARA

UNIT TYPE	3BHK + 2T
TOWER NO	G & H
BUILDING NUMBER	2
FLOORS	GROUND & FIRST

<b>UNIT - C (TYPE-3)</b>	
RERA CARPET AREA	92.42 Sq. Mts. (994.85 Sq. Ft.)
BALCONY AREA	8.41 Sq. Mts. (90.50 Sq. Ft.)
UTILITY AREA	3.27 Sq. Mts. (35.16 Sq. Ft.)
SALEABLE AREA	151.98 Sq. Mts. (1635.95 Sq. Ft.)

<b>UNIT NUMBERS</b>	
G-001, G-101, H-001 & H-101	



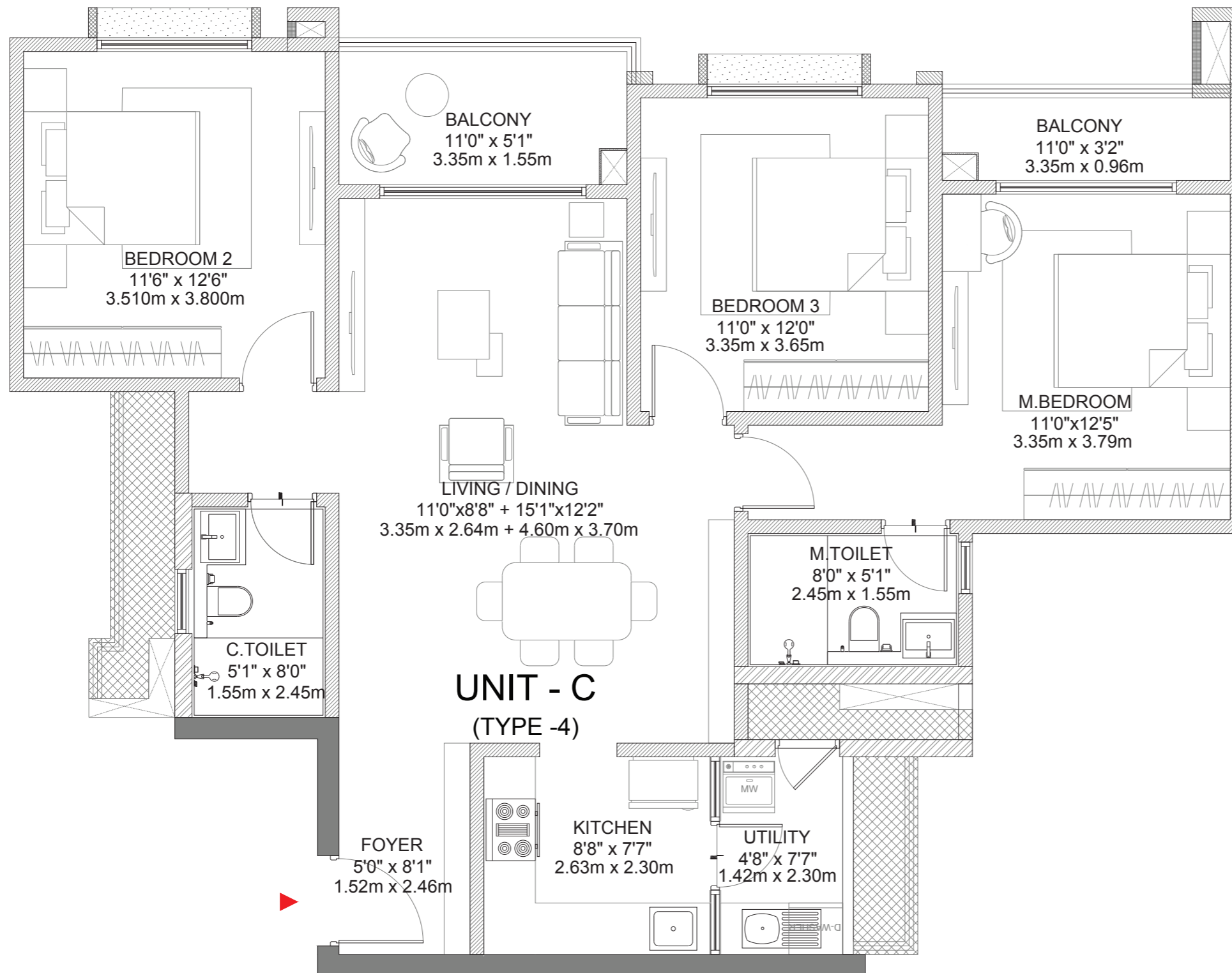
- NOTE:**
1. ALL DIMENSIONS MENTIONED ARE STRUCTURE TO STRUCTURE DIMENSIONS AND INCLUDES LEDGES.
  2. CARPET AREA IS CALCULATED FROM THE UNFINISHED WALL.
  3. CARPET AREA INCLUDES TOILET LEDGE WALLS.
  4. BALCONY DIMENSIONS DOESN'T INCLUDE UPSTAND BELOW RAILING.
  5. ORIENTATION OF THE ENTRY DOOR VARIES BASED ON THE UNIT'S LOCATION.



1 m<sup>2</sup> = 10.764 Sq. Ft.

# GODREJ VANANTARA

UNIT TYPE	3BHK + 2T
TOWER NO	G & H
BUILDING NUMBER	2
FLOORS	3 <sup>rd</sup> - 30 <sup>th</sup> Floor



## UNIT - C (TYPE-4)

RERA CARPET AREA  
92.42 Sq. Mts. (994.85 Sq. Ft.)

BALCONY AREA  
8.41 Sq. Mts. (90.50 Sq. Ft.)

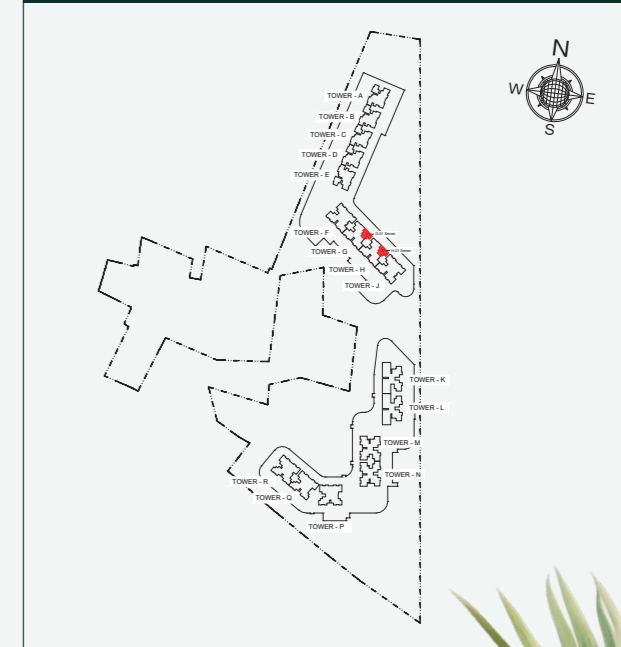
UTILITY AREA  
3.27 Sq. Mts. (35.16 Sq. Ft.)

SALEABLE AREA  
151.98 Sq. Mts. (1635.95 Sq. Ft.)

## UNIT NUMBERS


G-301 - G-3001, H-301 - H-3001

## KEYPLAN



### NOTE:

1. ALL DIMENSIONS MENTIONED ARE STRUCTURE TO STRUCTURE DIMENSIONS AND INCLUDES LEDGES.
2. CARPET AREA IS CALCULATED FROM THE UNFINISHED WALL.
3. CARPET AREA INCLUDES TOILET LEDGE WALLS.
4. BALCONY DIMENSIONS DOESN'T INCLUDE UPSTAND BELOW RAILING.
5. ORIENTATION OF THE ENTRY DOOR VARIES BASED ON THE UNIT'S LOCATION.



1 m<sup>2</sup> = 10.764 Sq. Ft.

# GODREJ VANANTARA

UNIT TYPE	3BHK + 3T
TOWER NO	F
BUILDING NUMBER	2
FLOORS	GROUND & FIRST

## UNIT - E (TYPE-1)

RERA CARPET AREA  
110.98 Sq. Mts. (1194.61 Sq. Ft.)

BALCONY AREA  
11.32 Sq. Mts. (121.79 Sq. Ft.)

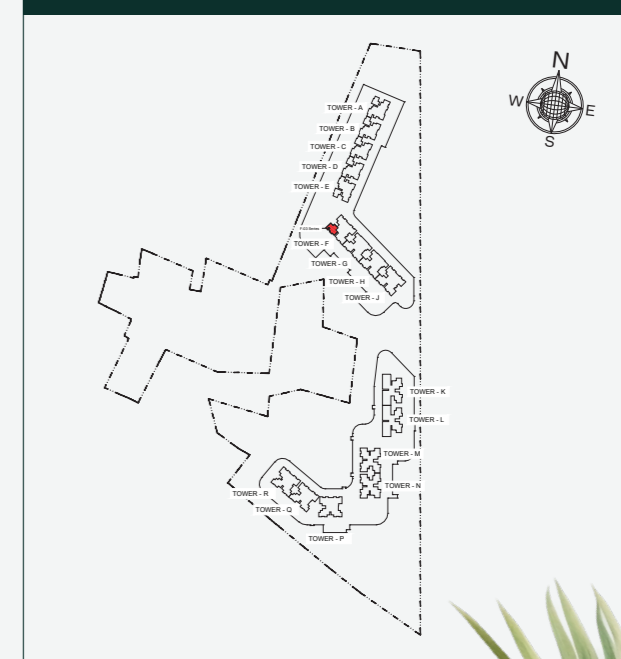
UTILITY AREA  
3.48 Sq. Mts. (37.45 Sq. Ft.)

SALEABLE AREA  
183.63 Sq. Mts. (1976.63 Sq. Ft.)

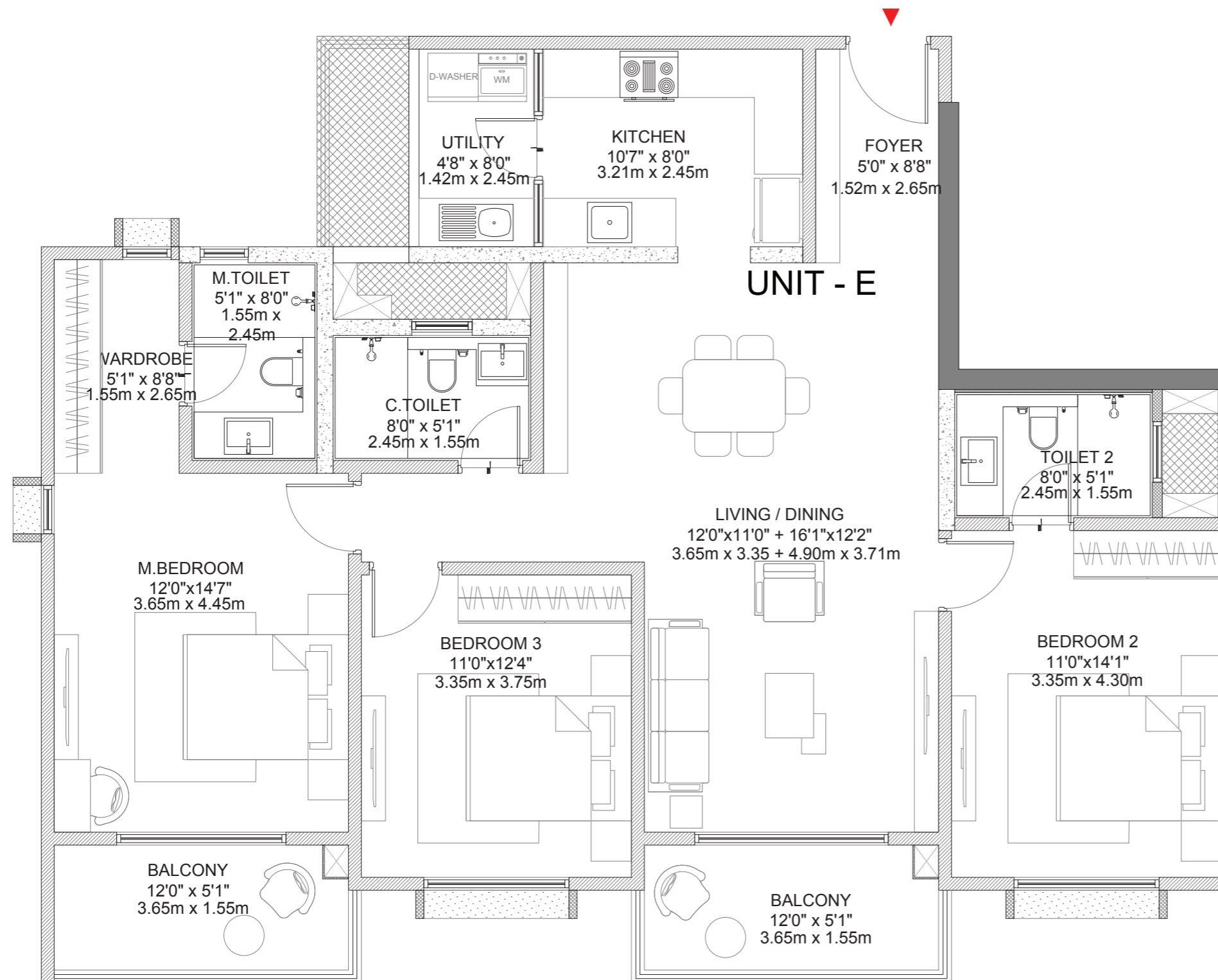
## UNIT NUMBERS

F-003 & F-103

## KEYPLAN



1 m<sup>2</sup>= 10.764 Sq. Ft.



### NOTE:

1. ALL DIMENSIONS MENTIONED ARE STRUCTURE TO STRUCTURE DIMENSIONS AND INCLUDES LEDGES.
2. CARPET AREA IS CALCULATED FROM THE UNFINISHED WALL.
3. CARPET AREA INCLUDES TOILET LEDGE WALLS.
4. BALCONY DIMENSIONS DOESN'T INCLUDE UPSTAND BELOW RAILING.
5. ORIENTATION OF THE ENTRY DOOR VARIES BASED ON THE UNIT'S LOCATION.



# GODREJ VANANTARA

UNIT TYPE	3BHK + 3T
TOWER NO	G
BUILDING NUMBER	2
FLOORS	GROUND & FIRST

## UNIT - E (TYPE-2)

RERA CARPET AREA  
110.98 Sq. Mts. (1194.61 Sq. Ft.)

BALCONY AREA  
11.32 Sq. Mts. (121.79 Sq. Ft.)

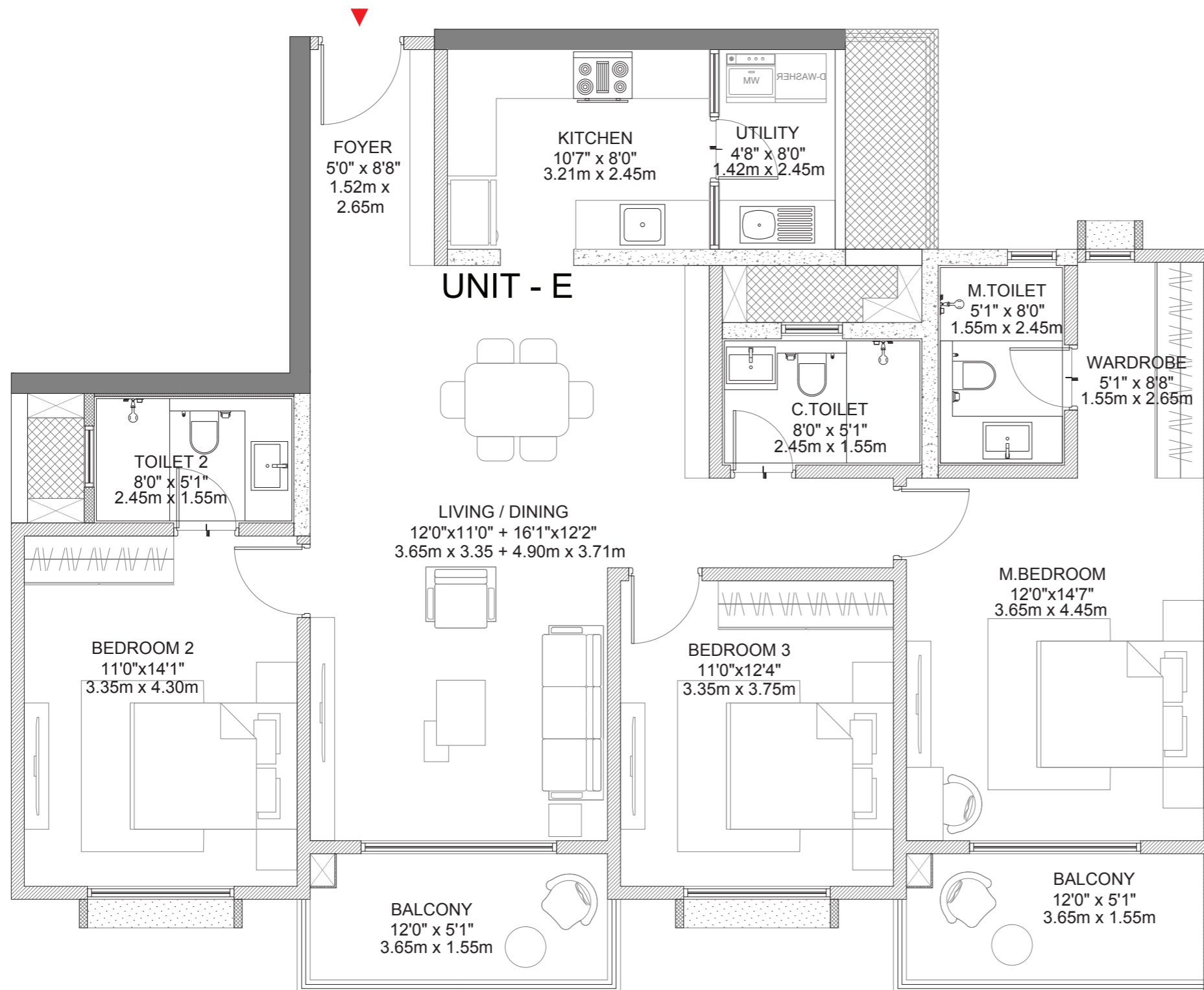
UTILITY AREA  
3.48 Sq. Mts. (37.45 Sq. Ft.)

SALEABLE AREA  
183.63 Sq. Mts. (1976.63 Sq. Ft.)

## UNIT NUMBERS

G-002 & G-102

## KEYPLAN



### NOTE:

1. ALL DIMENSIONS MENTIONED ARE STRUCTURE TO STRUCTURE DIMENSIONS AND INCLUDES LEDGES.
2. CARPET AREA IS CALCULATED FROM THE UNFINISHED WALL.
3. CARPET AREA INCLUDES TOILET LEDGE WALLS.
4. BALCONY DIMENSIONS DOESN'T INCLUDE UPSTAND BELOW RAILING.
5. ORIENTATION OF THE ENTRY DOOR VARIES BASED ON THE UNIT'S LOCATION.



1 m<sup>2</sup> = 10.764 Sq. Ft.

# GODREJ VANANTARA

UNIT TYPE	3BHK + 3T
TOWER NO	H
BUILDING NUMBER	2
FLOORS	GROUND & FIRST

## UNIT - E (TYPE-3)

RERA CARPET AREA  
110.98 Sq. Mts. (1194.61 Sq. Ft.)

BALCONY AREA  
11.32 Sq. Mts. (121.79 Sq. Ft.)

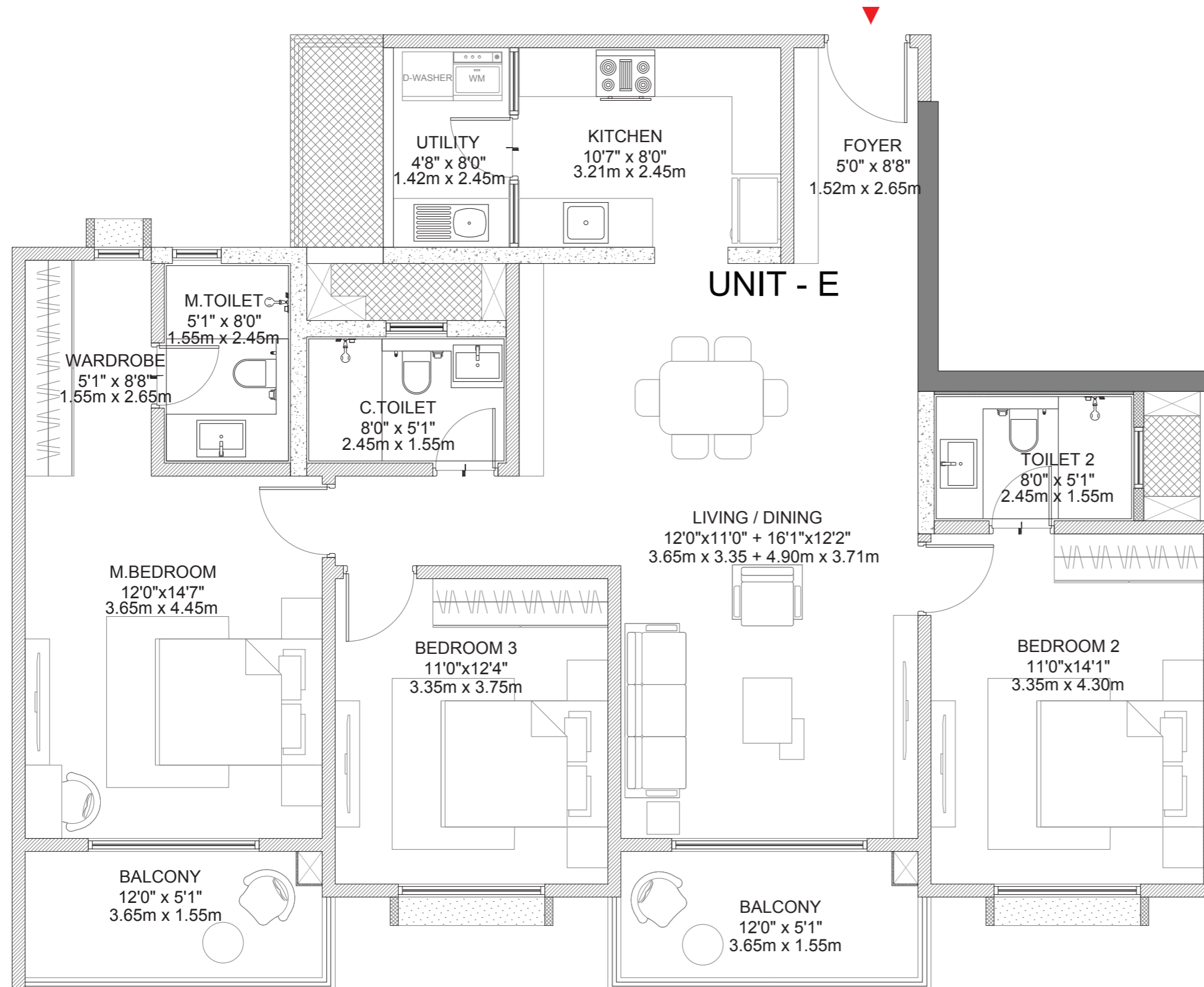
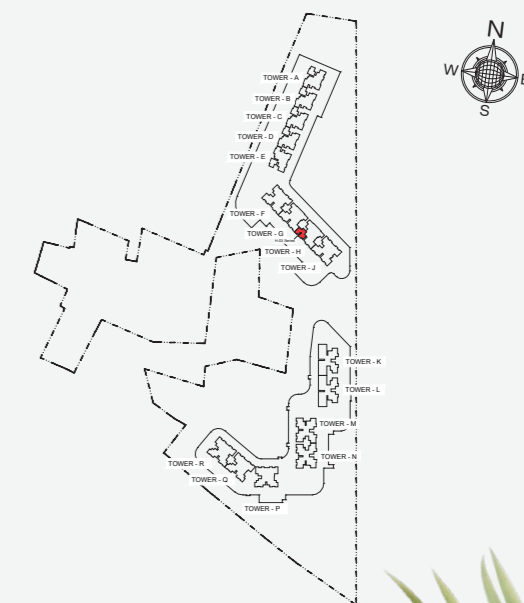
UTILITY AREA  
3.48 Sq. Mts. (37.45 Sq. Ft.)

SALEABLE AREA  
183.63 Sq. Mts. (1976.63 Sq. Ft.)

## UNIT NUMBERS

H-003 & H-103

## KEYPLAN



### NOTE:

1. ALL DIMENSIONS MENTIONED ARE STRUCTURE TO STRUCTURE DIMENSIONS AND INCLUDES LEDGES.
2. CARPET AREA IS CALCULATED FROM THE UNFINISHED WALL.
3. CARPET AREA INCLUDES TOILET LEDGE WALLS.
4. BALCONY DIMENSIONS DOESN'T INCLUDE UPSTAND BELOW RAILING.
5. ORIENTATION OF THE ENTRY DOOR VARIES BASED ON THE UNIT'S LOCATION.



1 m<sup>2</sup>= 10.764 Sq. Ft.

# GODREJ VANANTARA

UNIT TYPE	3BHK + 3T
TOWER NO	J
BUILDING NUMBER	2
FLOORS	GROUND & FIRST

## UNIT - E (TYPE-4)

RERA CARPET AREA  
110.98 Sq. Mts. (1194.61 Sq. Ft.)

BALCONY AREA  
11.32 Sq. Mts. (121.79 Sq. Ft.)

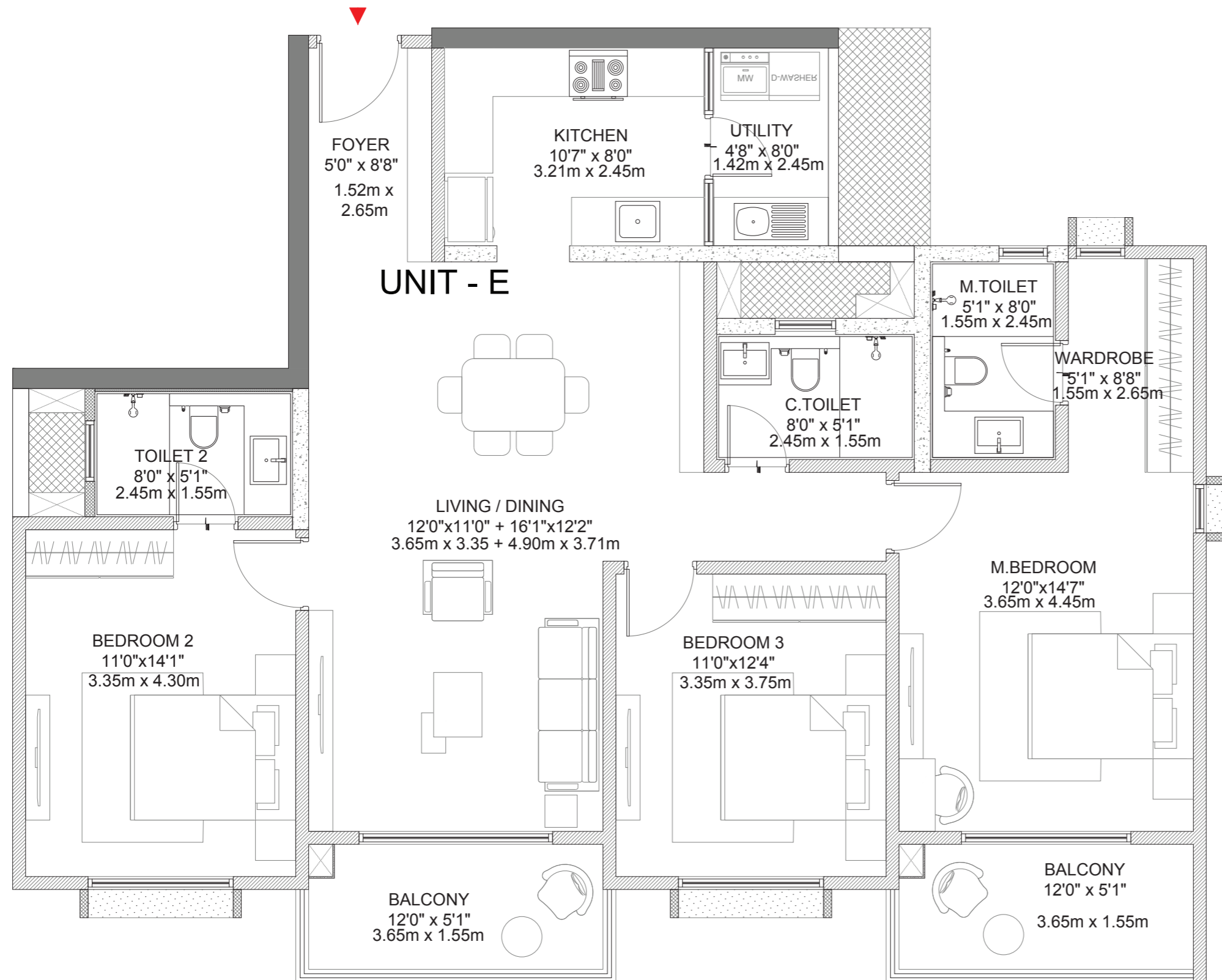
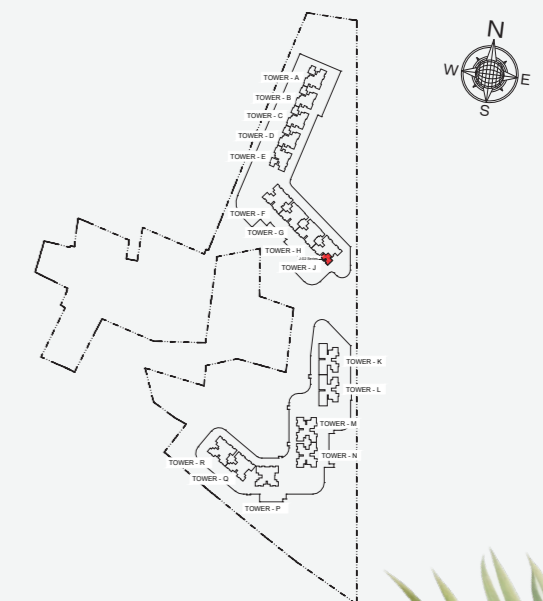
UTILITY AREA  
3.48 Sq. Mts. (37.45 Sq. Ft.)

SALEABLE AREA  
183.63 Sq. Mts. (1976.63 Sq. Ft.)

## UNIT NUMBERS

J-002 & J-102

## KEYPLAN



### NOTE:

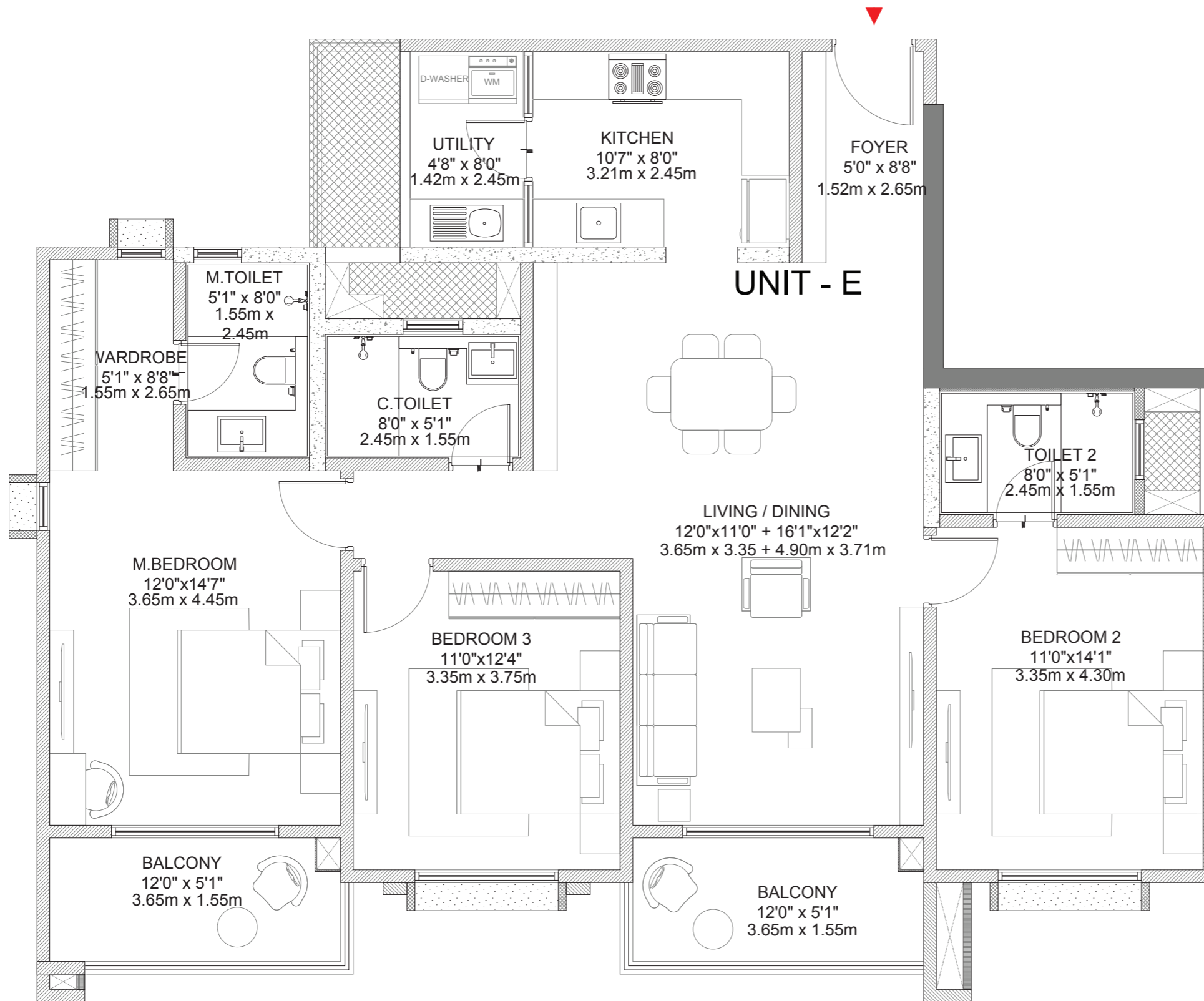
1. ALL DIMENSIONS MENTIONED ARE STRUCTURE TO STRUCTURE DIMENSIONS AND INCLUDES LEDGES.
2. CARPET AREA IS CALCULATED FROM THE UNFINISHED WALL.
3. CARPET AREA INCLUDES TOILET LEDGE WALLS.
4. BALCONY DIMENSIONS DOESN'T INCLUDE UPSTAND BELOW RAILING.
5. ORIENTATION OF THE ENTRY DOOR VARIES BASED ON THE UNIT'S LOCATION.



1 m<sup>2</sup> = 10.764 Sq. Ft.

# GODREJ VANANTARA

UNIT TYPE	3BHK + 3T
TOWER NO	F
BUILDING NUMBER	2
FLOORS	3 <sup>rd</sup> - 30 <sup>th</sup> Floor



## UNIT - E (TYPE-5)

RERA CARPET AREA  
110.98 Sq. Mts. (1194.61 Sq. Ft.)

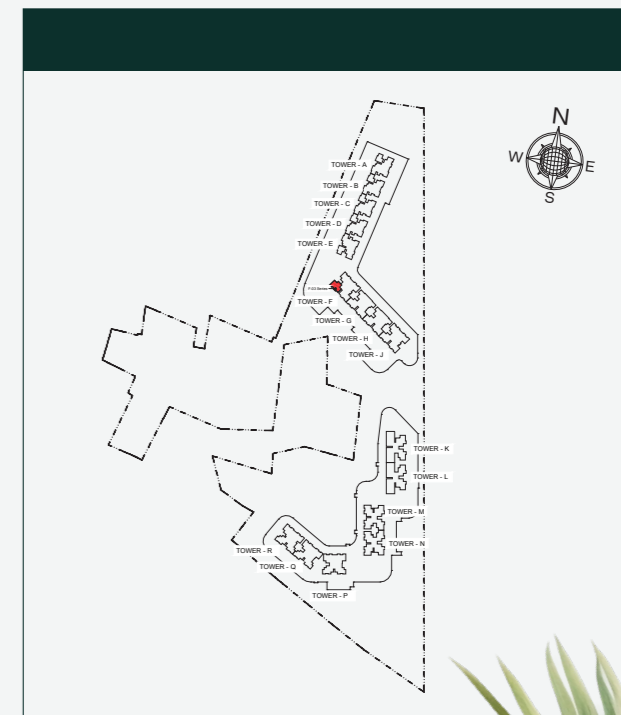
BALCONY AREA  
11.32 Sq. Mts. (121.79 Sq. Ft.)

UTILITY AREA  
3.48 Sq. Mts. (37.45 Sq. Ft.)

SALEABLE AREA  
183.63 Sq. Mts. (1976.63 Sq. Ft.)

## UNIT NUMBERS

F-303 - F-3003



### NOTE:

1. ALL DIMENSIONS MENTIONED ARE STRUCTURE TO STRUCTURE DIMENSIONS AND INCLUDES LEDGES.
2. CARPET AREA IS CALCULATED FROM THE UNFINISHED WALL.
3. CARPET AREA INCLUDES TOILET LEDGE WALLS.
4. BALCONY DIMENSIONS DOESN'T INCLUDE UPSTAND BELOW RAILING.
5. ORIENTATION OF THE ENTRY DOOR VARIES BASED ON THE UNIT'S LOCATION.



1 m<sup>2</sup> = 10.764 Sq. Ft.

# GODREJ VANANTARA

UNIT TYPE	3BHK + 3T
TOWER NO	F, G & H
BUILDING NUMBER	2
FLOORS	3 <sup>rd</sup> -19 <sup>th</sup> & 21 <sup>st</sup> -29 <sup>th</sup>

## UNIT - E (TYPE-6)

RERA CARPET AREA  
110.98 Sq. Mts. (1194.61 Sq. Ft.)

BALCONY AREA  
11.32 Sq. Mts. (121.79 Sq. Ft.)

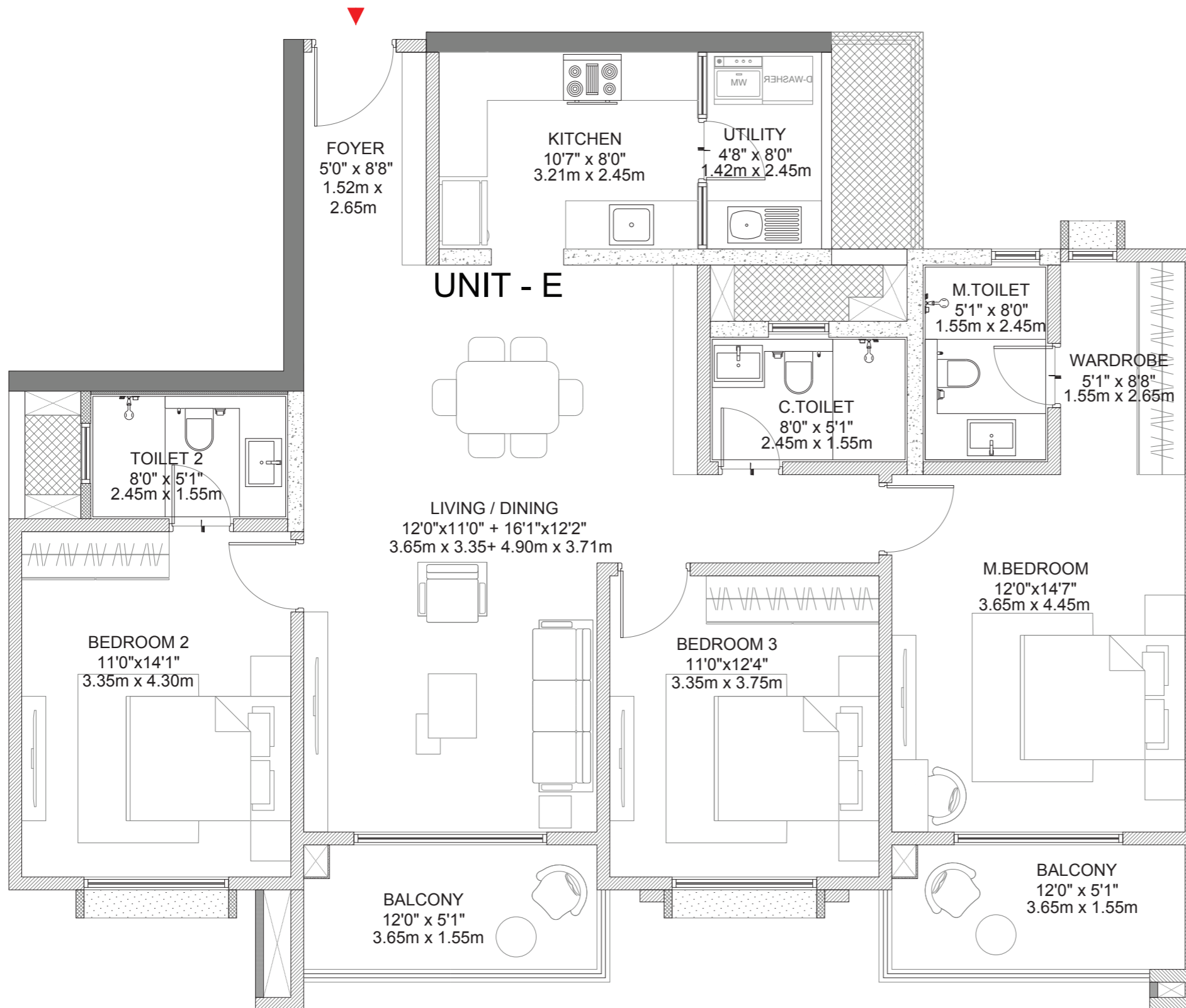
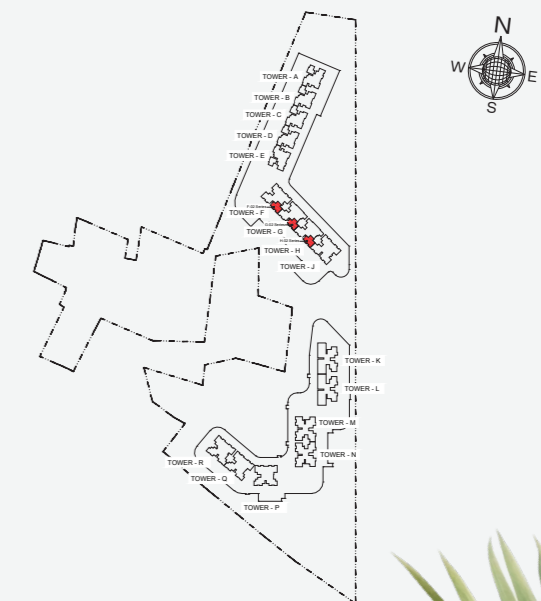
UTILITY AREA  
3.48 Sq. Mts. (37.45 Sq. Ft.)

SALEABLE AREA  
183.63 Sq. Mts. (1976.63 Sq. Ft.)

## UNIT NUMBERS

F-302 - F-1902, F-2102 - F-2902,  
G-302 - G-1902, G-2102 - G-2902,  
H-302 - H-1902 & H-2102 - H-2902

## KEYPLAN



### NOTE:

1. ALL DIMENSIONS MENTIONED ARE STRUCTURE TO STRUCTURE DIMENSIONS AND INCLUDES LEDGES.
2. CARPET AREA IS CALCULATED FROM THE UNFINISHED WALL.
3. CARPET AREA INCLUDES TOILET LEDGE WALLS.
4. BALCONY DIMENSIONS DOESN'T INCLUDE UPSTAND BELOW RAILING.
5. ORIENTATION OF THE ENTRY DOOR VARIES BASED ON THE UNIT'S LOCATION.



1 m<sup>2</sup> = 10.764 Sq. Ft.

# GODREJ VANANTARA

UNIT TYPE	3BHK + 3T
TOWER NO	G, H & J
BUILDING NUMBER	2
FLOORS	3 <sup>rd</sup> - 30 <sup>th</sup> Floor

## UNIT - E (TYPE-7)

RERA CARPET AREA  
110.98 Sq. Mts. (1194.61 Sq. Ft.)

BALCONY AREA  
11.32 Sq. Mts. (121.79 Sq. Ft.)

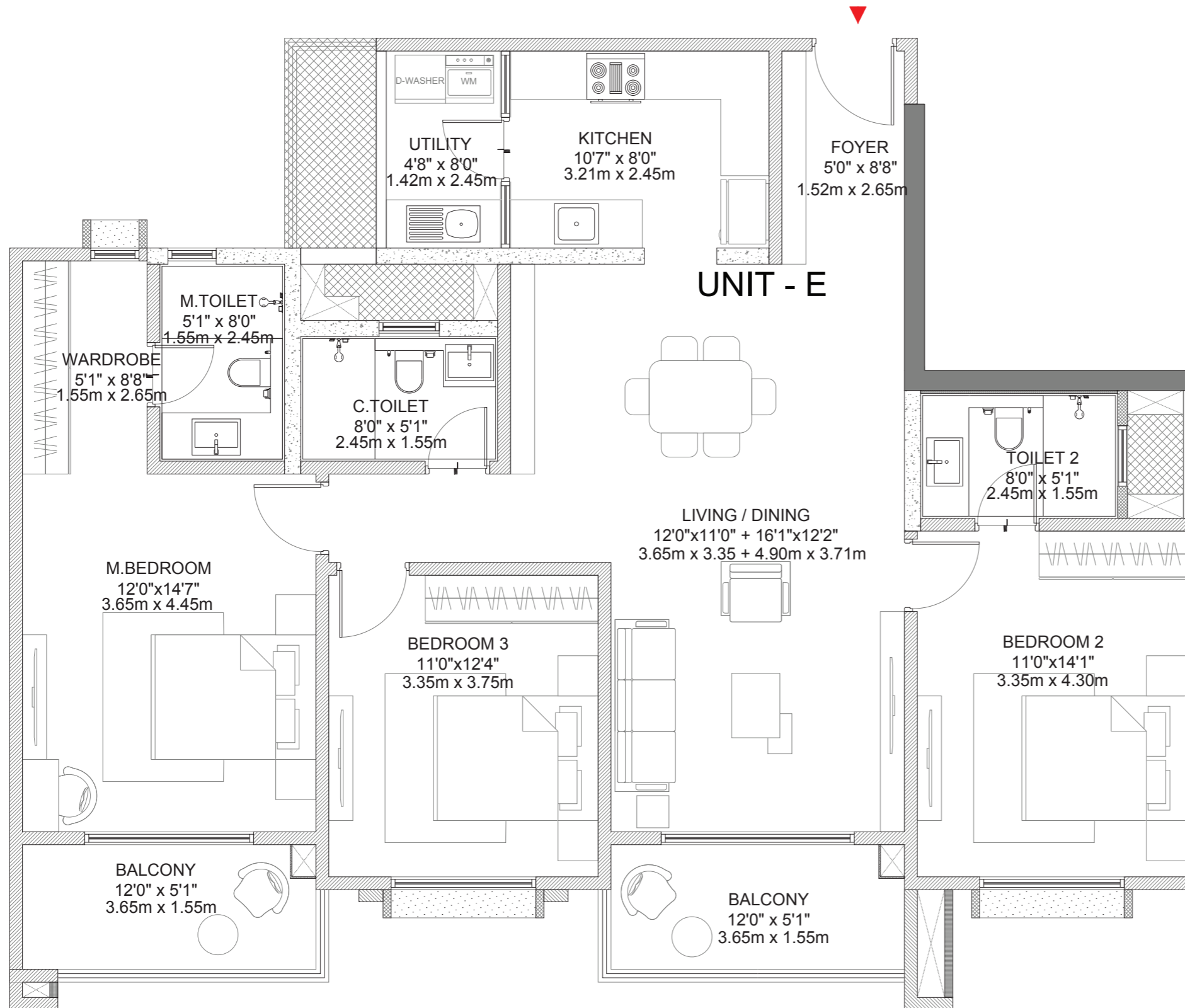
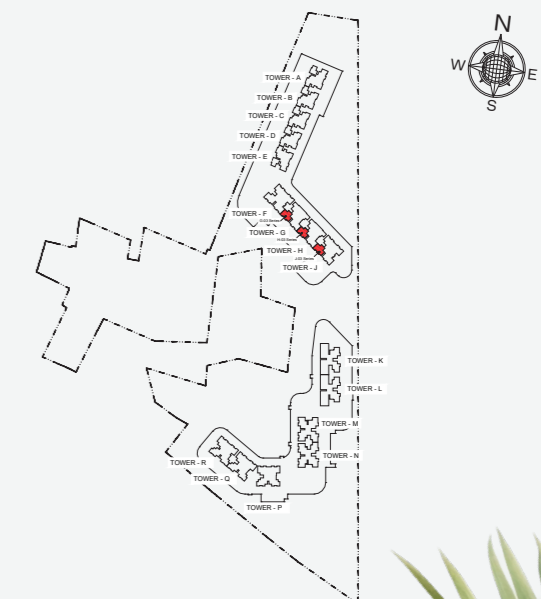
UTILITY AREA  
3.48 Sq. Mts. (37.45 Sq. Ft.)

SALEABLE AREA  
183.63 Sq. Mts. (1976.63 Sq. Ft.)

## UNIT NUMBERS

G-303 - G-3003,  
H-303 - H-3003, J-303 - J-3003

## KEYPLAN



### NOTE:

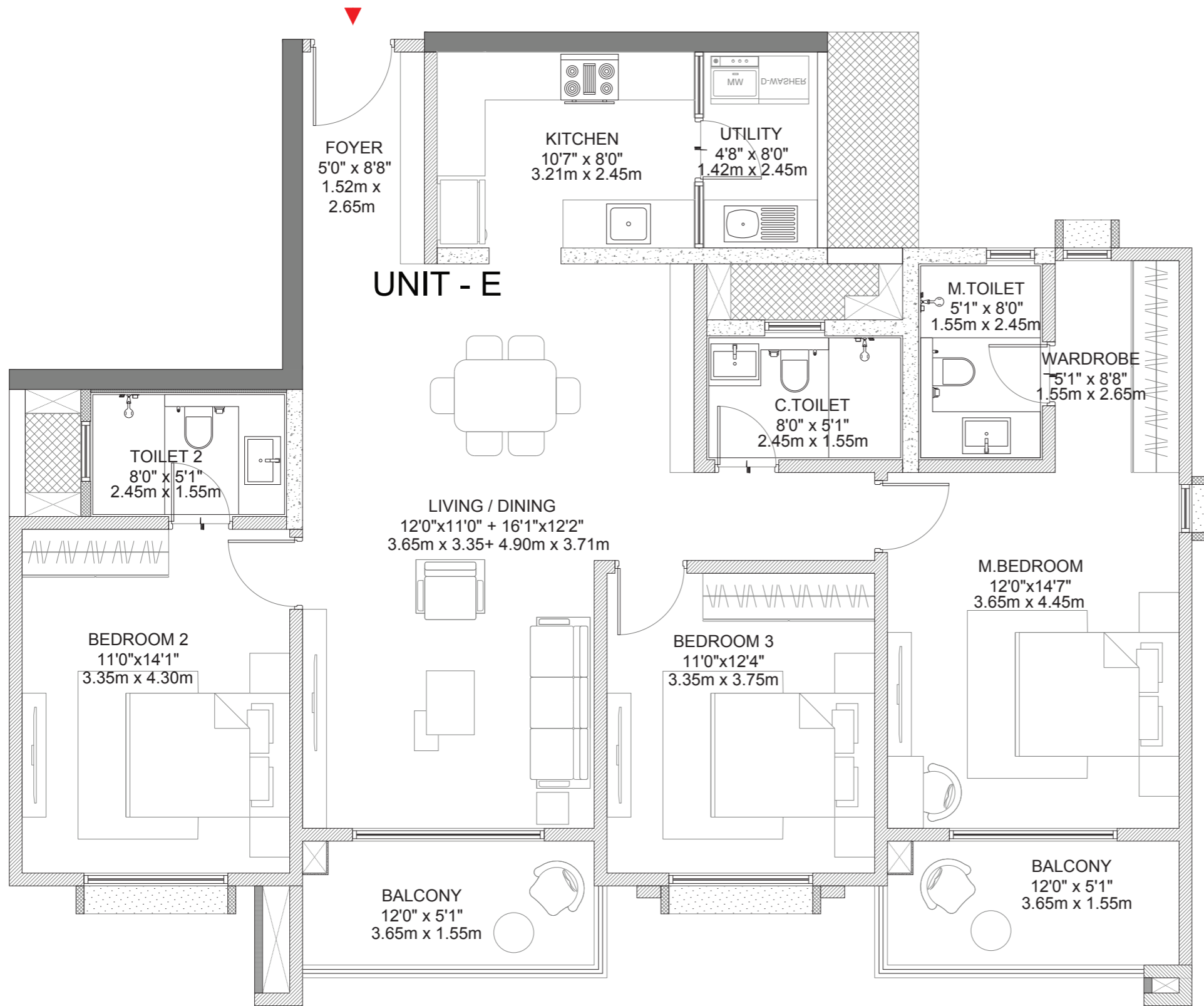
1. ALL DIMENSIONS MENTIONED ARE STRUCTURE TO STRUCTURE DIMENSIONS AND INCLUDES LEDGES.
2. CARPET AREA IS CALCULATED FROM THE UNFINISHED WALL.
3. CARPET AREA INCLUDES TOILET LEDGE WALLS.
4. BALCONY DIMENSIONS DOESN'T INCLUDE UPSTAND BELOW RAILING.
5. ORIENTATION OF THE ENTRY DOOR VARIES BASED ON THE UNIT'S LOCATION.



1 m<sup>2</sup> = 10.764 Sq. Ft.

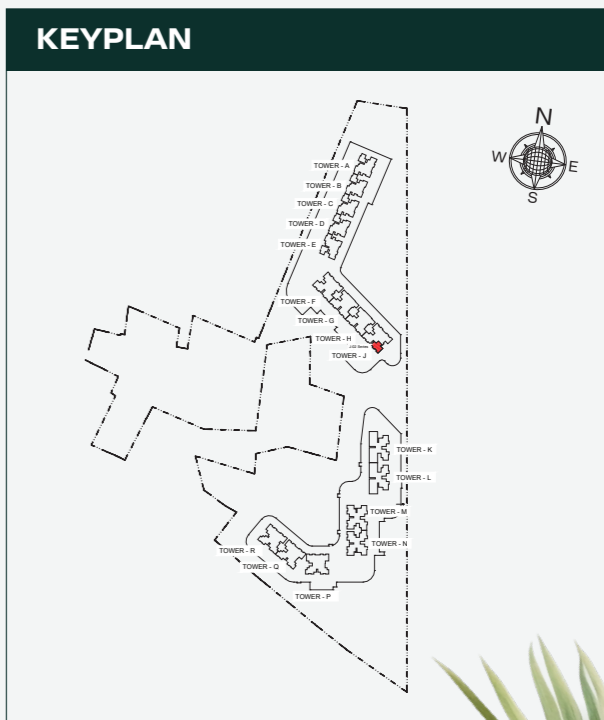
# GODREJ VANANTARA

UNIT TYPE	3BHK + 3T
TOWER NO	J
BUILDING NUMBER	2
FLOORS	3 <sup>rd</sup> -19 <sup>th</sup> & 21 <sup>st</sup> -29 <sup>th</sup>



<b>UNIT - E (TYPE-8)</b>
RERA CARPET AREA 110.98 Sq. Mts. (1194.61 Sq. Ft.)
BALCONY AREA 11.32 Sq. Mts. (121.79 Sq. Ft.)
UTILITY AREA 3.48 Sq. Mts. (37.45 Sq. Ft.)
SALEABLE AREA 183.63 Sq. Mts. (1976.63 Sq. Ft.)

<b>UNIT NUMBERS</b>
J-302 - J-1902 & J-2102 - J-2902



- NOTE:**
1. ALL DIMENSIONS MENTIONED ARE STRUCTURE TO STRUCTURE DIMENSIONS AND INCLUDES LEDGES.
  2. CARPET AREA IS CALCULATED FROM THE UNFINISHED WALL.
  3. CARPET AREA INCLUDES TOILET LEDGE WALLS.
  4. BALCONY DIMENSIONS DOESN'T INCLUDE UPSTAND BELOW RAILING.
  5. ORIENTATION OF THE ENTRY DOOR VARIES BASED ON THE UNIT'S LOCATION.



1 m<sup>2</sup> = 10.764 Sq. Ft.

# GODREJ VANANTARA

UNIT TYPE	2BHK + 2T(REFUGE)
TOWER NO	F,G & H
BUILDING NUMBER	2
FLOORS	20 <sup>th</sup> & 30 <sup>th</sup> Floors

## UNIT - E (TYPE-9)

RERA CARPET AREA  
91.38 Sq. Mts.(983.64 Sq. Ft.)

BALCONY AREA  
11.32 Sq. Mts. (121.79 Sq. Ft.)

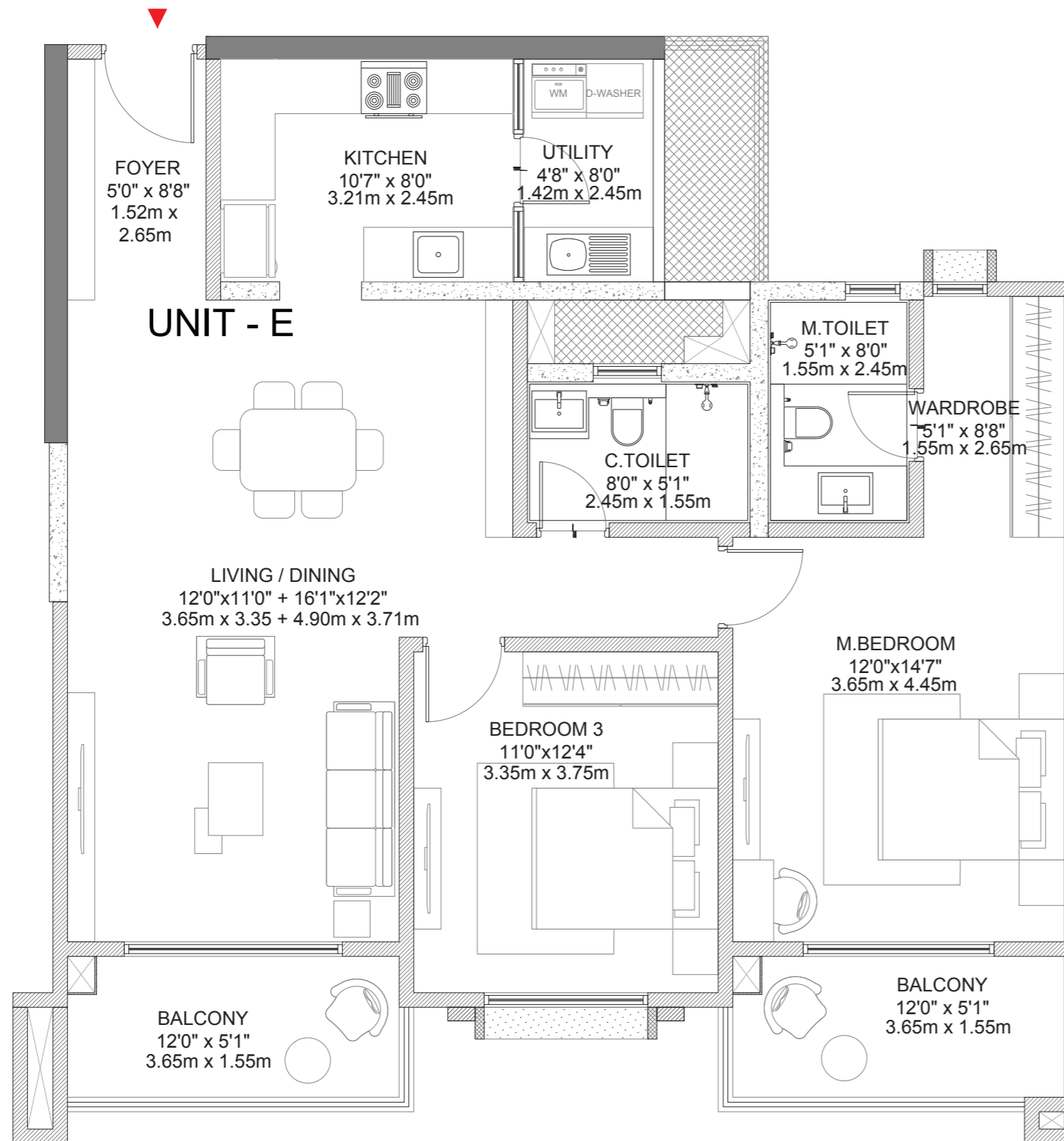
UTILITY AREA  
3.48 Sq. Mts. (37.45 Sq. Ft.)

SALEABLE AREA  
155.02 Sq. Mts. (1668.60 Sq. Ft.)

## UNIT NUMBERS

F-2002, F-3002,  
G-2002, G-3002, H-2002 & H-3002

## KEYPLAN



### NOTE:

1. ALL DIMENSIONS MENTIONED ARE STRUCTURE TO STRUCTURE DIMENSIONS AND INCLUDES LEDGES.
2. CARPET AREA IS CALCULATED FROM THE UNFINISHED WALL.
3. CARPET AREA INCLUDES TOILET LEDGE WALLS.
4. BALCONY DIMENSIONS DOESN'T INCLUDE UPSTAND BELOW RAILING.
5. ORIENTATION OF THE ENTRY DOOR VARIES BASED ON THE UNIT'S LOCATION.



1 m<sup>2</sup>= 10.764 Sq. Ft.

# GODREJ VANANTARA

UNIT TYPE	2BHK + 2T(REFUGE)
TOWER NO	J
BUILDING NUMBER	2
FLOORS	20 <sup>th</sup> & 30 <sup>th</sup> Floors

## UNIT - E (TYPE-10)

RERA CARPET AREA  
91.38 Sq. Mts. (983.64 Sq. Ft.)

BALCONY AREA  
11.32 Sq. Mts. (121.79 Sq. Ft.)

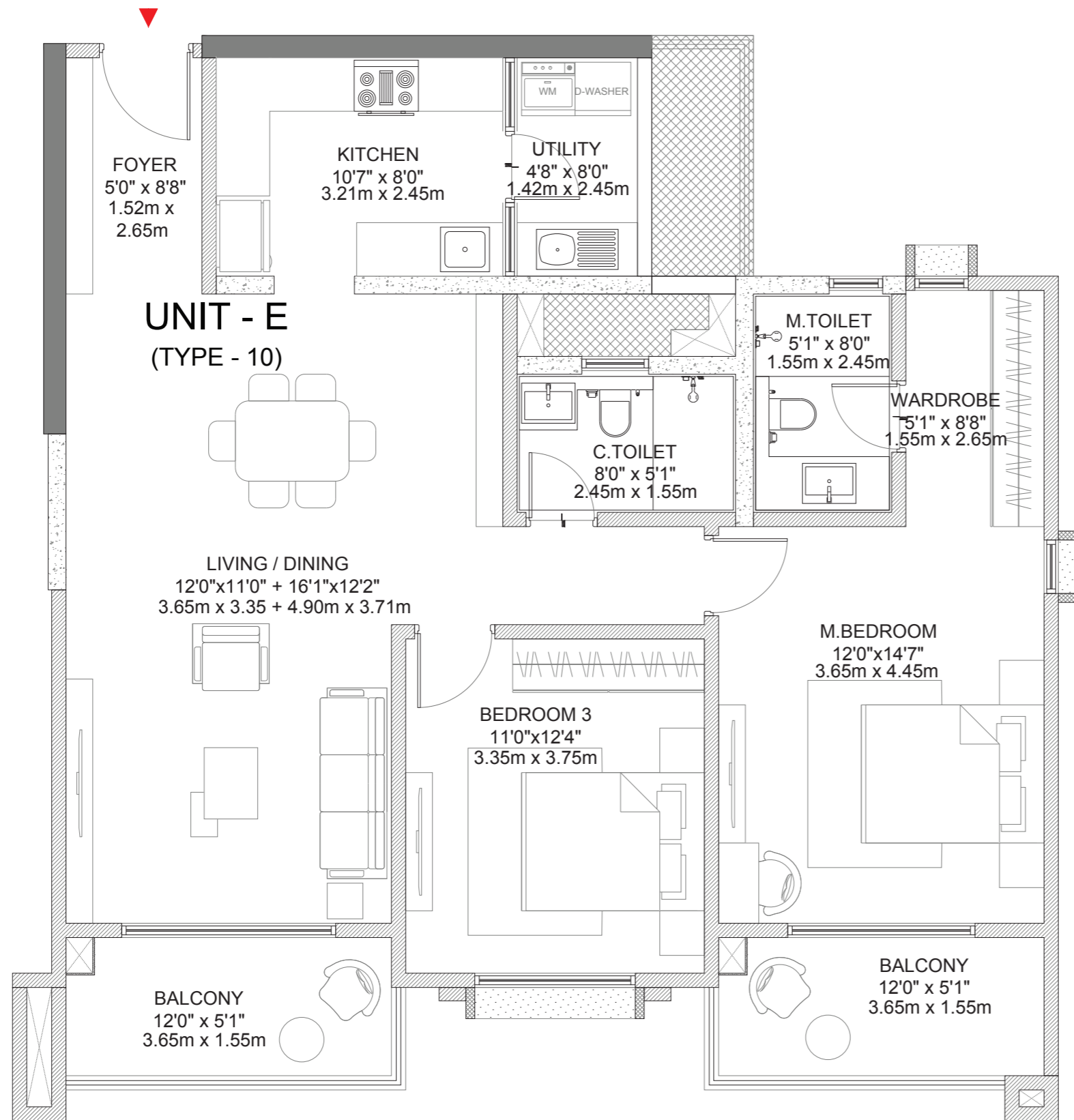
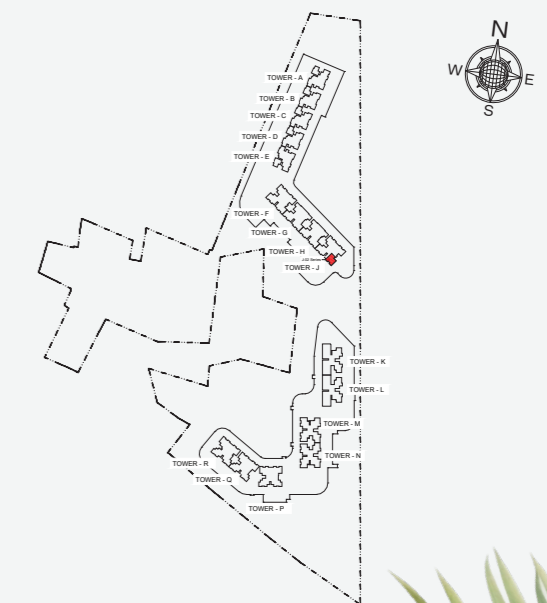
UTILITY AREA  
3.48 Sq. Mts. (37.45 Sq. Ft.)

SALEABLE AREA  
155.02 Sq. Mts. (1668.60 Sq. Ft.)

## UNIT NUMBERS

J-2002 & J-3002

## KEYPLAN



### NOTE:

1. ALL DIMENSIONS MENTIONED ARE STRUCTURE TO STRUCTURE DIMENSIONS AND INCLUDES LEDGES.
2. CARPET AREA IS CALCULATED FROM THE UNFINISHED WALL.
3. CARPET AREA INCLUDES TOILET LEDGE WALLS.
4. BALCONY DIMENSIONS DOESN'T INCLUDE UPSTAND BELOW RAILING.
5. ORIENTATION OF THE ENTRY DOOR VARIES BASED ON THE UNIT'S LOCATION.



1 m<sup>2</sup> = 10.764 Sq. Ft.

# GODREJ VANANTARA

UNIT TYPE	3BHK + 3T
TOWER NO	K & M
BUILDING NUMBER	3 & 4
FLOORS	GROUND & FIRST

## UNIT - H (TYPE-1)

RERA CARPET AREA  
96.54 Sq. Mts. (1039.16 Sq. Ft.)

BALCONY AREA  
9.43 Sq. Mts.(101.46 Sq. Ft.)

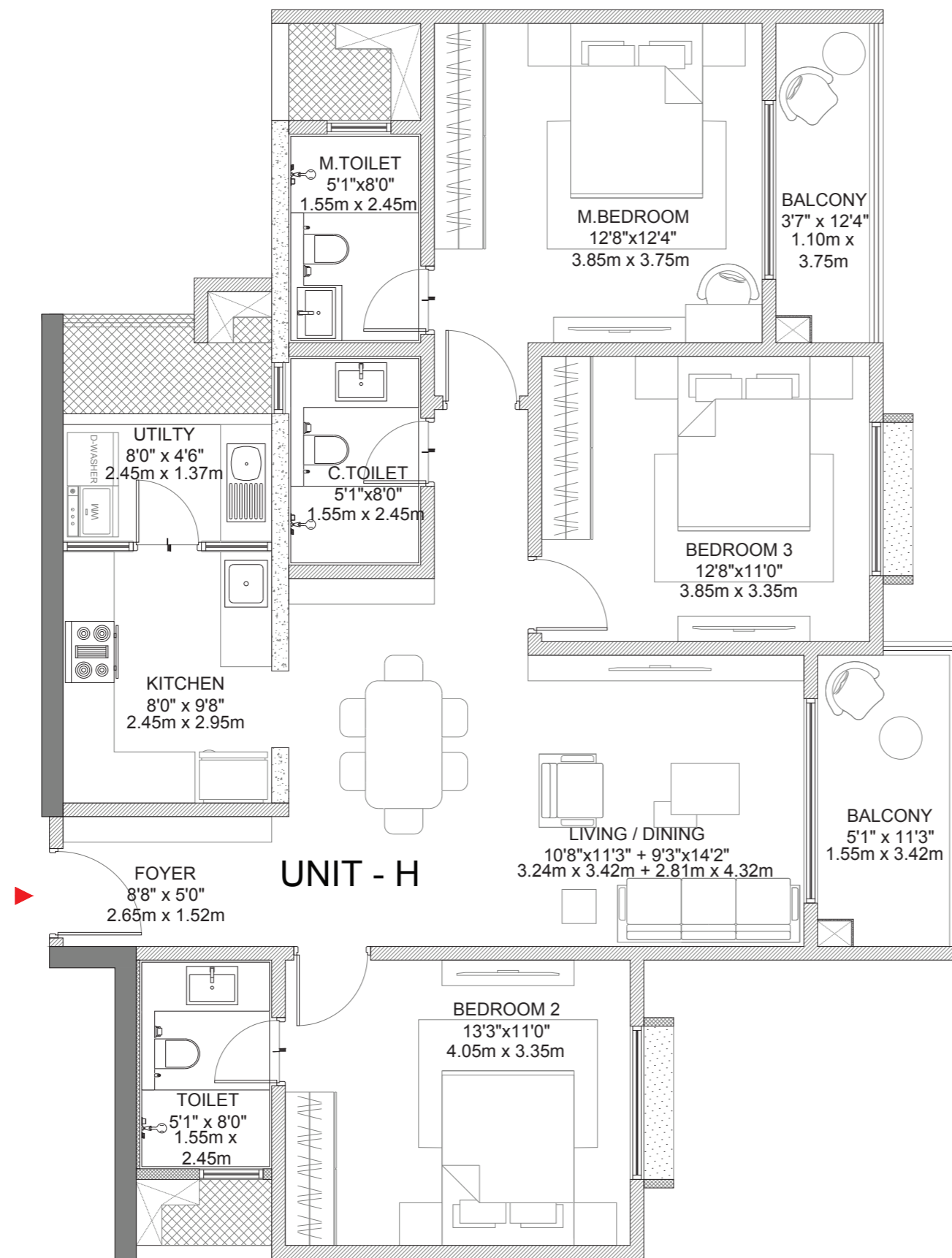
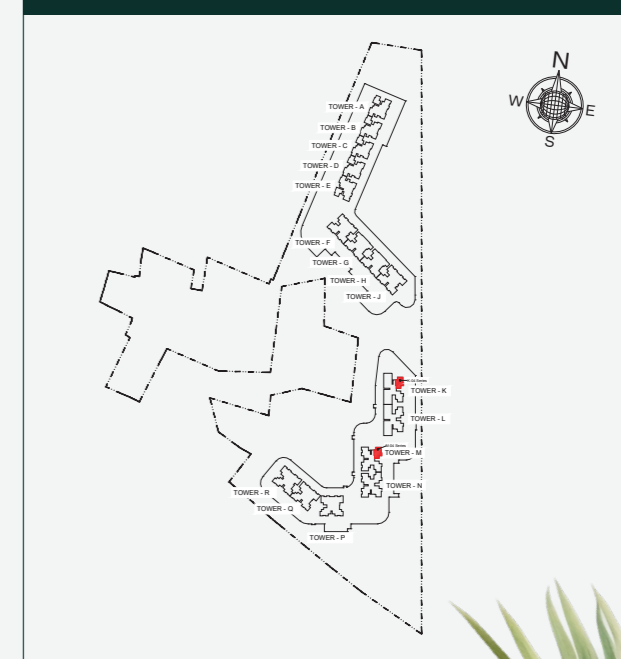
UTILITY AREA  
3.63 Sq. Mts. (39.07 Sq. Ft.)

SALEABLE AREA  
160.01 Sq. Mts. (1722.35 Sq. Ft.)

## UNIT NUMBERS

K-004, K-104, M-004 & M-104

## KEYPLAN



### NOTE:

1. ALL DIMENSIONS MENTIONED ARE STRUCTURE TO STRUCTURE DIMENSIONS AND INCLUDES LEDGES.
2. CARPET AREA IS CALCULATED FROM THE UNFINISHED WALL.
3. CARPET AREA INCLUDES TOILET LEDGE WALLS.
4. BALCONY DIMENSIONS DOESN'T INCLUDE UPSTAND BELOW RAILING.
5. ORIENTATION OF THE ENTRY DOOR VARIES BASED ON THE UNIT'S LOCATION.



1 m<sup>2</sup>= 10.764 Sq. Ft.

# GODREJ VANANTARA

UNIT TYPE	3BHK + 3T
TOWER NO	L & N
BUILDING NUMBER	3 & 4
FLOORS	GROUND & FIRST

## UNIT - H (TYPE-2)

RERA CARPET AREA  
96.54 Sq. Mts. (1039.16 Sq. Ft.)

BALCONY AREA  
9.43 Sq. Mts. (101.46 Sq. Ft.)

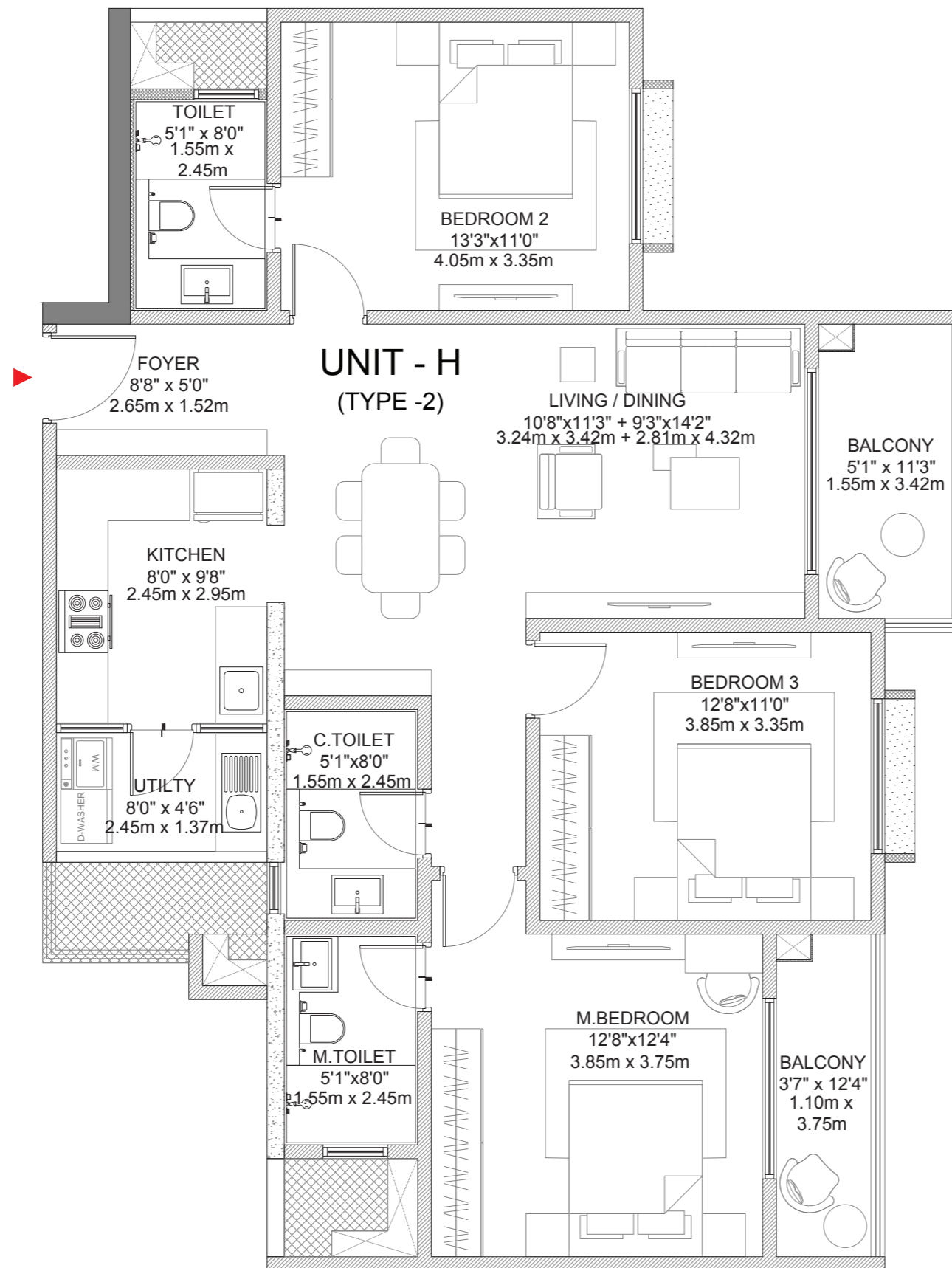
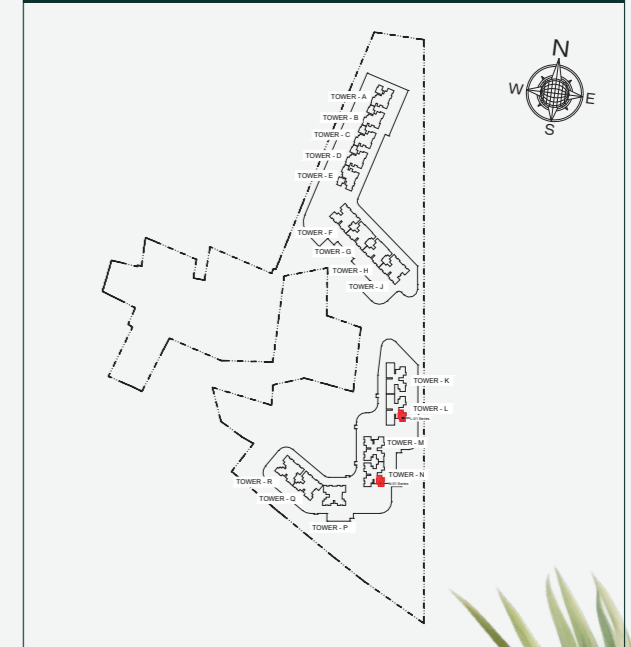
UTILITY AREA  
3.63 Sq. Mts. (39.07 Sq. Ft.)

SALEABLE AREA  
160.01 Sq. Mts. (1722.35 Sq. Ft.)

## UNIT NUMBERS

L-001, L-101, N-001 & N-101

## KEYPLAN



### NOTE:

1. ALL DIMENSIONS MENTIONED ARE STRUCTURE TO STRUCTURE DIMENSIONS AND INCLUDES LEDGES.
2. CARPET AREA IS CALCULATED FROM THE UNFINISHED WALL.
3. CARPET AREA INCLUDES TOILET LEDGE WALLS.
4. BALCONY DIMENSIONS DOESN'T INCLUDE UPSTAND BELOW RAILING.
5. ORIENTATION OF THE ENTRY DOOR VARIES BASED ON THE UNIT'S LOCATION.



1 m<sup>2</sup> = 10.764 Sq. Ft.

# GODREJ VANANTARA

UNIT TYPE	3BHK + 3T
TOWER NO	K, L, M & N
BUILDING NUMBER	3 & 4
FLOORS	3 <sup>rd</sup> - 32 <sup>nd</sup> Floor

## UNIT - H (TYPE-3)

RERA CARPET AREA  
96.54 Sq. Mts. (1039.16 Sq. Ft.)

BALCONY AREA  
9.43 Sq. Mts. (101.46 Sq. Ft.)

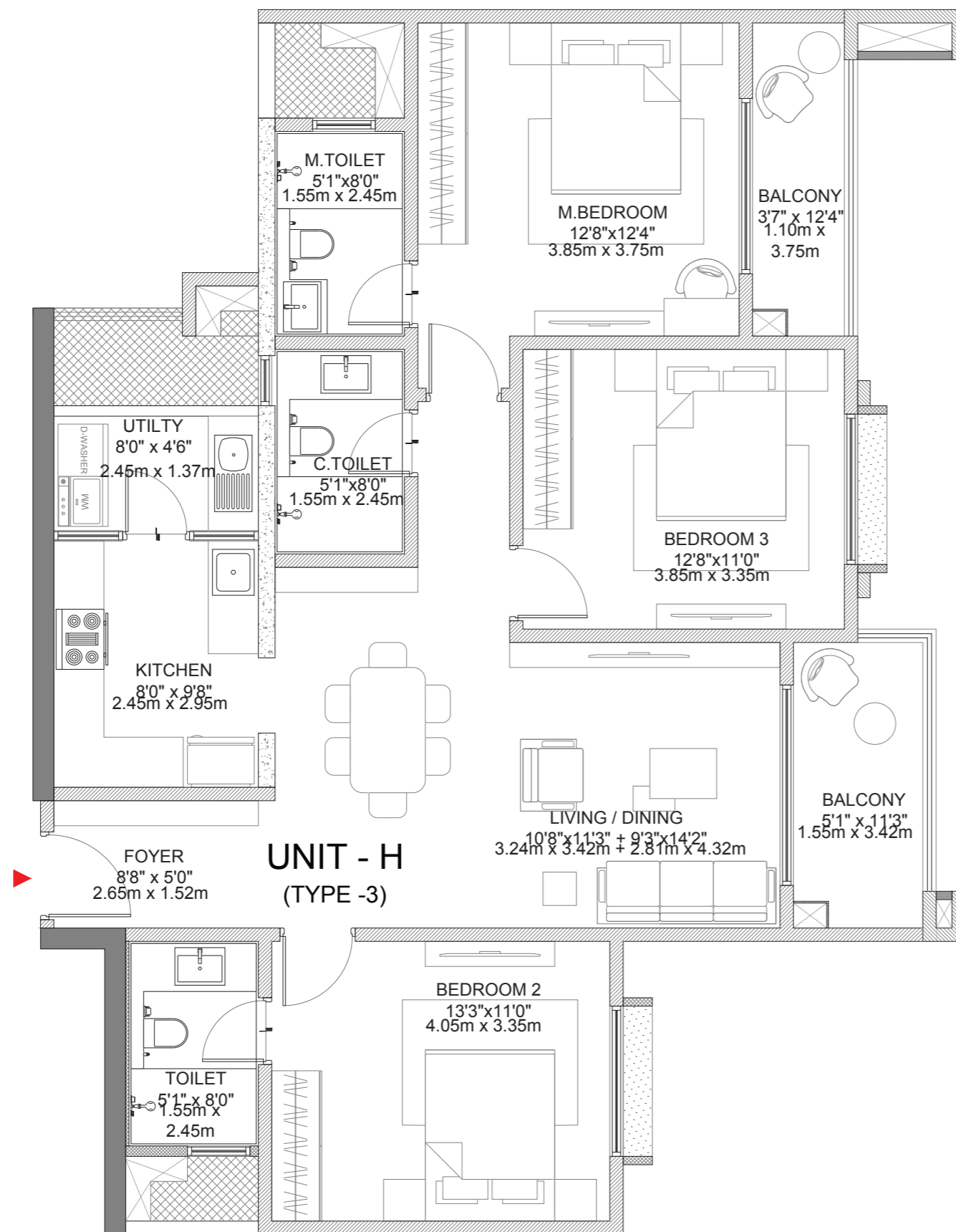
UTILITY AREA  
3.63 Sq. Mts. (39.07 Sq. Ft.)

SALEABLE AREA  
160.01 Sq. Mts. (1722.35 Sq. Ft.)

## UNIT NUMBERS

K-304 - K-3204, L-304 - L-3204,  
M-304 - M-3204 & N-304 - N-3204

## KEYPLAN



**UNIT - H**  
(TYPE -3)

**NOTE:**

1. ALL DIMENSIONS MENTIONED ARE STRUCTURE TO STRUCTURE DIMENSIONS AND INCLUDES LEDGES.
2. CARPET AREA IS CALCULATED FROM THE UNFINISHED WALL.
3. CARPET AREA INCLUDES TOILET LEDGE WALLS.
4. BALCONY DIMENSIONS DOESN'T INCLUDE UPSTAND BELOW RAILING.
5. ORIENTATION OF THE ENTRY DOOR VARIES BASED ON THE UNIT'S LOCATION.



1 m<sup>2</sup> = 10.764 Sq. Ft.

# GODREJ VANANTARA

UNIT TYPE	3BHK + 3T
TOWER NO	K, L, M & N
BUILDING NUMBER	3 & 4
FLOORS	3 <sup>rd</sup> - 32 <sup>nd</sup> Floor

## UNIT - H (TYPE-3)

RERA CARPET AREA  
96.54 Sq. Mts. (1039.16 Sq. Ft.)

BALCONY AREA  
9.43 Sq. Mts. (101.46 Sq. Ft.)

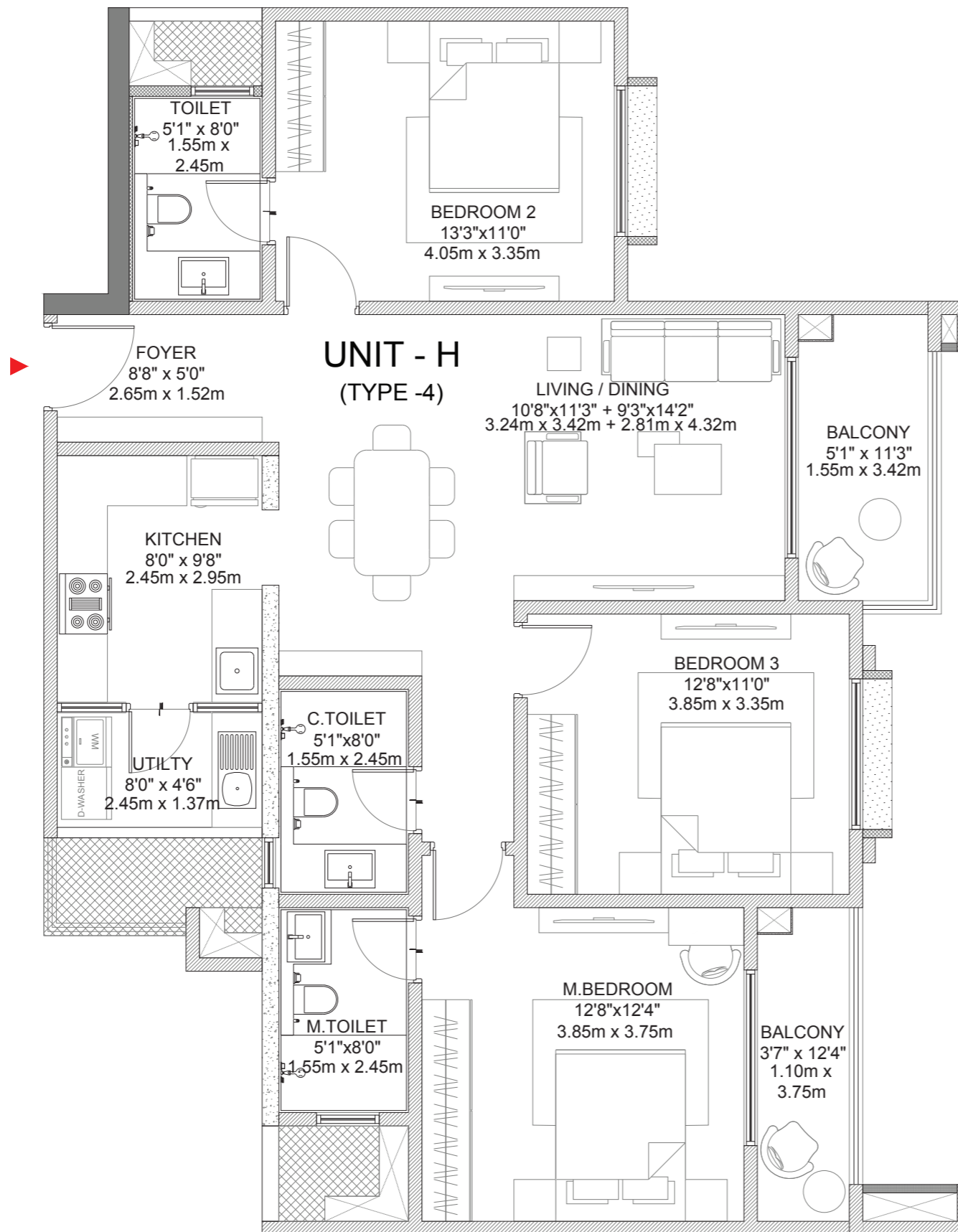
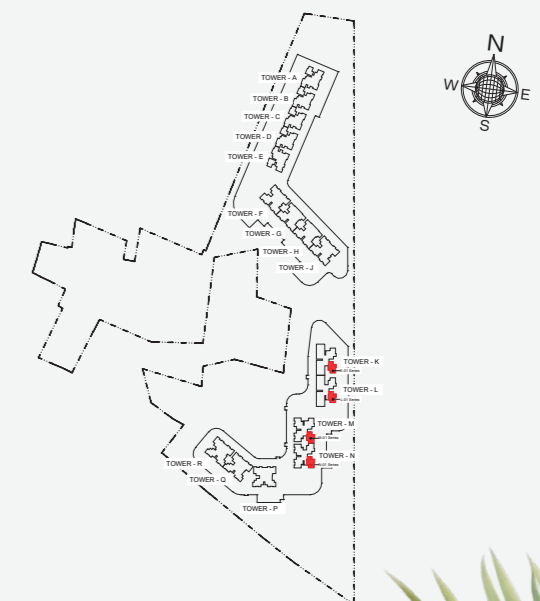
UTILITY AREA  
3.63 Sq. Mts. (39.07 Sq. Ft.)

SALEABLE AREA  
160.01 Sq. Mts. (1722.35 Sq. Ft.)

## UNIT NUMBERS

K-301 - K-3201, L-301 - L-3201,  
M-301 - M-3201 & N-301 - N-3201

## KEYPLAN



### NOTE:

1. ALL DIMENSIONS MENTIONED ARE STRUCTURE TO STRUCTURE DIMENSIONS AND INCLUDES LEDGES.
2. CARPET AREA IS CALCULATED FROM THE UNFINISHED WALL.
3. CARPET AREA INCLUDES TOILET LEDGE WALLS.
4. BALCONY DIMENSIONS DOESN'T INCLUDE UPSTAND BELOW RAILING.
5. ORIENTATION OF THE ENTRY DOOR VARIES BASED ON THE UNIT'S LOCATION.



1 m<sup>2</sup> = 10.764 Sq. Ft.

# GODREJ VANANTARA

UNIT TYPE	3BHK + 3T
TOWER NO	M
BUILDING NUMBER	4
FLOORS	GROUND & FIRST

## UNIT - I (TYPE-1)

RERA CARPET AREA  
114.64 Sq. Mts. (1233.93 Sq. Ft.)

BALCONY AREA  
11.32 Sq. Mts. (121.79 Sq. Ft.)

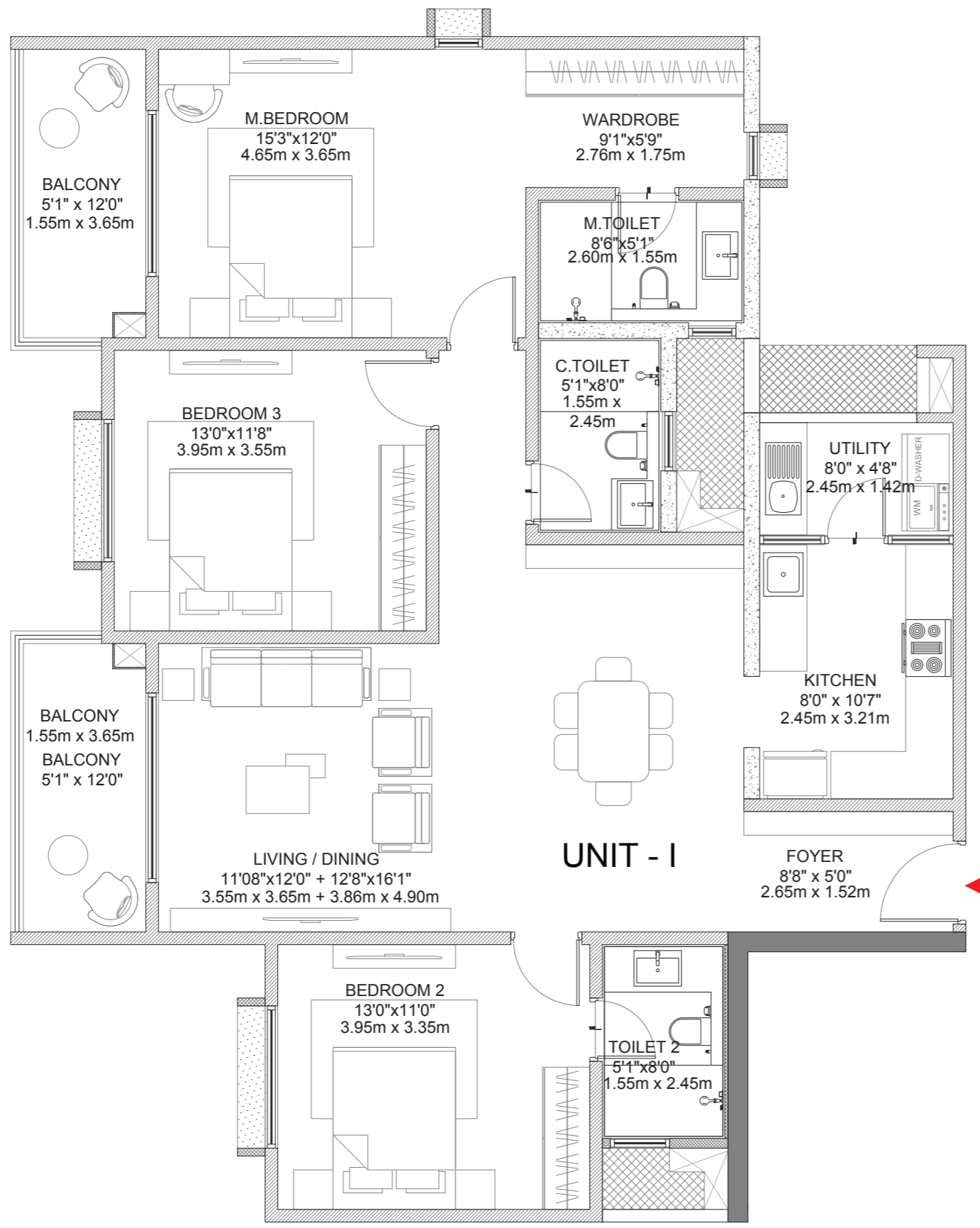
UTILITY AREA  
3.48 Sq. Mts. (37.45 Sq. Ft.)

SALEABLE AREA  
188.97 Sq. Mts. (2034.03 Sq. Ft.)

## UNIT NUMBERS

M-003 & M-103

## KEYPLAN



**NOTE:**

1. ALL DIMENSIONS MENTIONED ARE STRUCTURE TO STRUCTURE DIMENSIONS AND INCLUDES LEDGES.
2. CARPET AREA IS CALCULATED FROM THE UNFINISHED WALL.
3. CARPET AREA INCLUDES TOILET LEDGE WALLS.
4. BALCONY DIMENSIONS DOESN'T INCLUDE UPSTAND BELOW RAILING.
5. ORIENTATION OF THE ENTRY DOOR VARIES BASED ON THE UNIT'S LOCATION.



1 m<sup>2</sup>= 10.764 Sq. Ft.

# GODREJ VANANTARA

UNIT TYPE	3BHK + 3T
TOWER NO	M
BUILDING NUMBER	4
FLOORS	GROUND & FIRST

## UNIT - I (TYPE-2)

RERA CARPET AREA  
114.64 Sq. Mts. (1233.93 Sq. Ft.)

BALCONY AREA  
11.32 Sq. Mts. (121.79 Sq. Ft.)

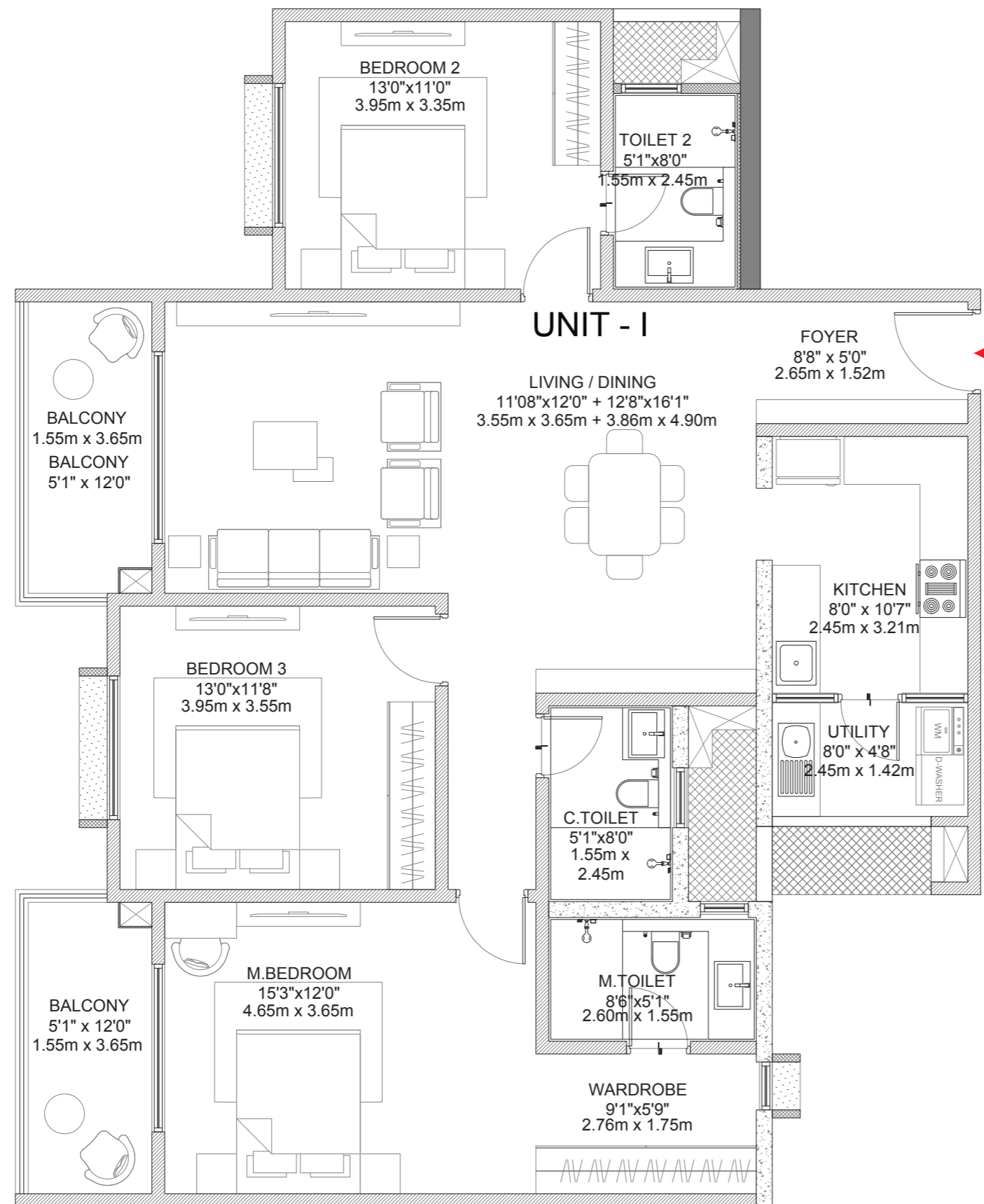
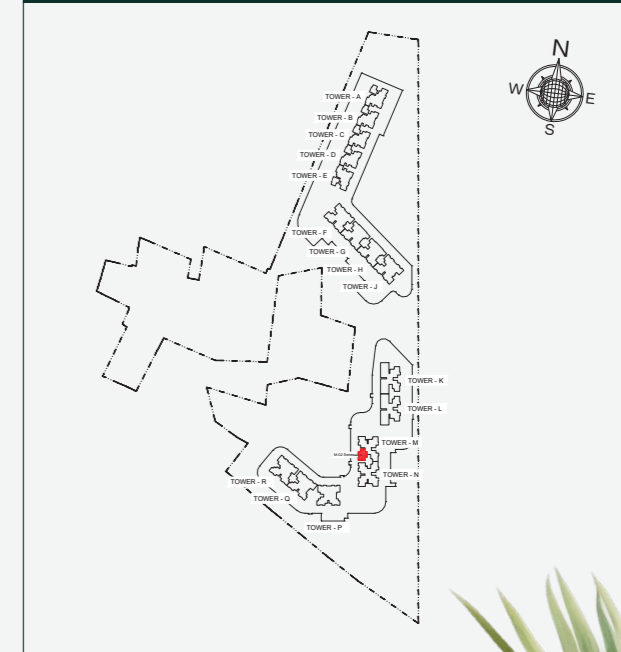
UTILITY AREA  
3.48 Sq. Mts. (37.45 Sq. Ft.)

SALEABLE AREA  
188.97 Sq. Mts. (2034.03 Sq. Ft.)

## UNIT NUMBERS

M-002 & M-102

## KEYPLAN



**NOTE:**

1. ALL DIMENSIONS MENTIONED ARE STRUCTURE TO STRUCTURE DIMENSIONS AND INCLUDES LEDGES.
2. CARPET AREA IS CALCULATED FROM THE UNFINISHED WALL.
3. CARPET AREA INCLUDES TOILET LEDGE WALLS.
4. BALCONY DIMENSIONS DOESN'T INCLUDE UPSTAND BELOW RAILING.
5. ORIENTATION OF THE ENTRY DOOR VARIES BASED ON THE UNIT'S LOCATION.



1 m<sup>2</sup>= 10.764 Sq. Ft.

# GODREJ VANANTARA

UNIT TYPE	3BHK + 3T
TOWER NO	N
BUILDING NUMBER	4
FLOORS	GROUND & FIRST

## UNIT - I (TYPE-3)

RERA CARPET AREA  
114.64 Sq. Mts. (1233.93 Sq. Ft.)

BALCONY AREA  
11.32 Sq. Mts. (121.79 Sq. Ft.)

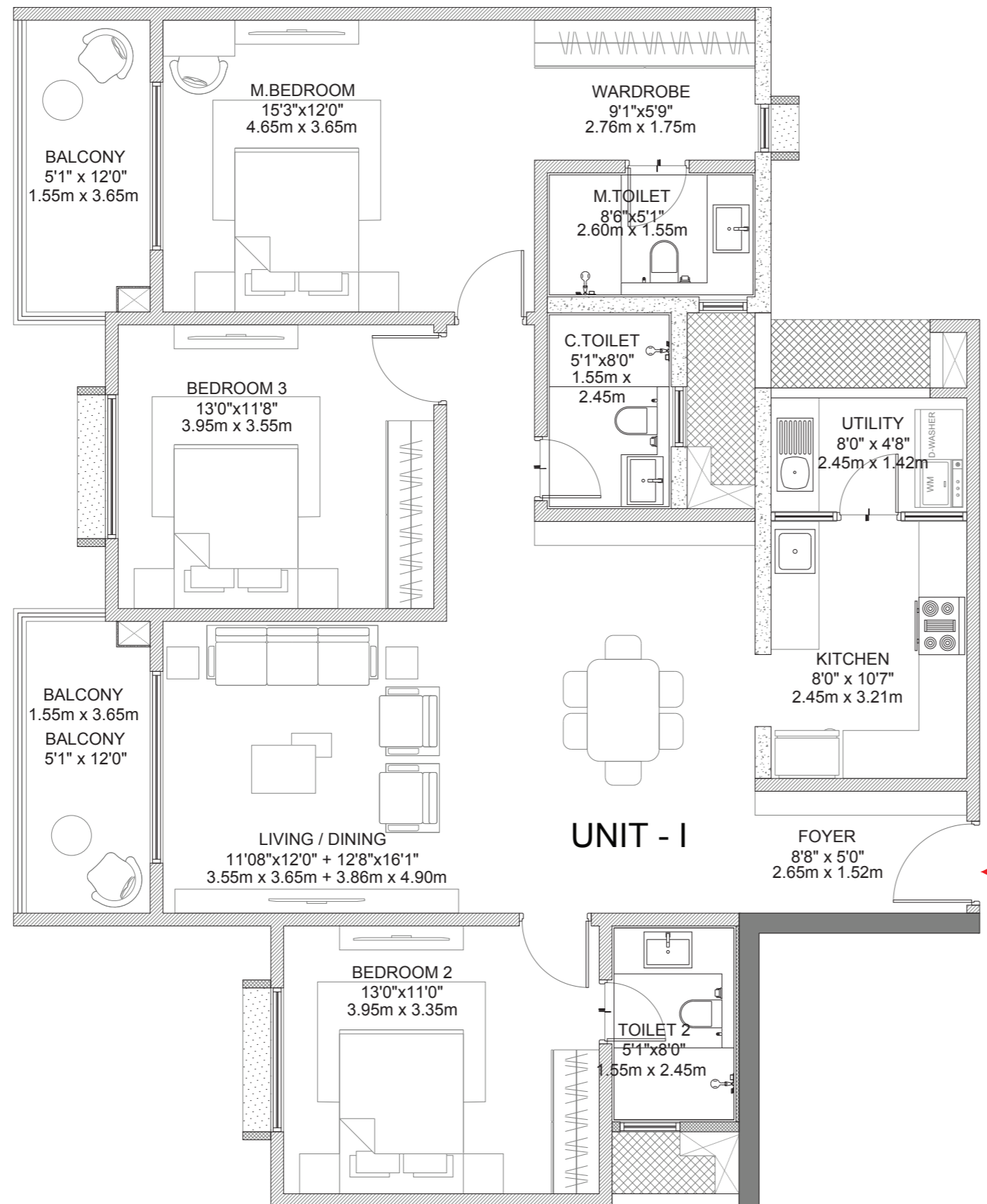
UTILITY AREA  
3.48 Sq. Mts. (37.45 Sq. Ft.)

SALEABLE AREA  
188.97 Sq. Mts. (2034.03 Sq. Ft.)

## UNIT NUMBERS

N-003 & N-103

## KEYPLAN



### NOTE:

1. ALL DIMENSIONS MENTIONED ARE STRUCTURE TO STRUCTURE DIMENSIONS AND INCLUDES LEDGES.
2. CARPET AREA IS CALCULATED FROM THE UNFINISHED WALL.
3. CARPET AREA INCLUDES TOILET LEDGE WALLS.
4. BALCONY DIMENSIONS DOESN'T INCLUDE UPSTAND BELOW RAILING.
5. ORIENTATION OF THE ENTRY DOOR VARIES BASED ON THE UNIT'S LOCATION.



1 m<sup>2</sup> = 10.764 Sq. Ft.

# GODREJ VANANTARA

UNIT TYPE	3BHK + 3T
TOWER NO	N
BUILDING NUMBER	4
FLOORS	GROUND & FIRST

## UNIT - I (TYPE-4)

RERA CARPET AREA  
114.64 Sq. Mts. (1233.93 Sq. Ft.)

BALCONY AREA  
11.32 Sq. Mts. (121.79 Sq. Ft.)

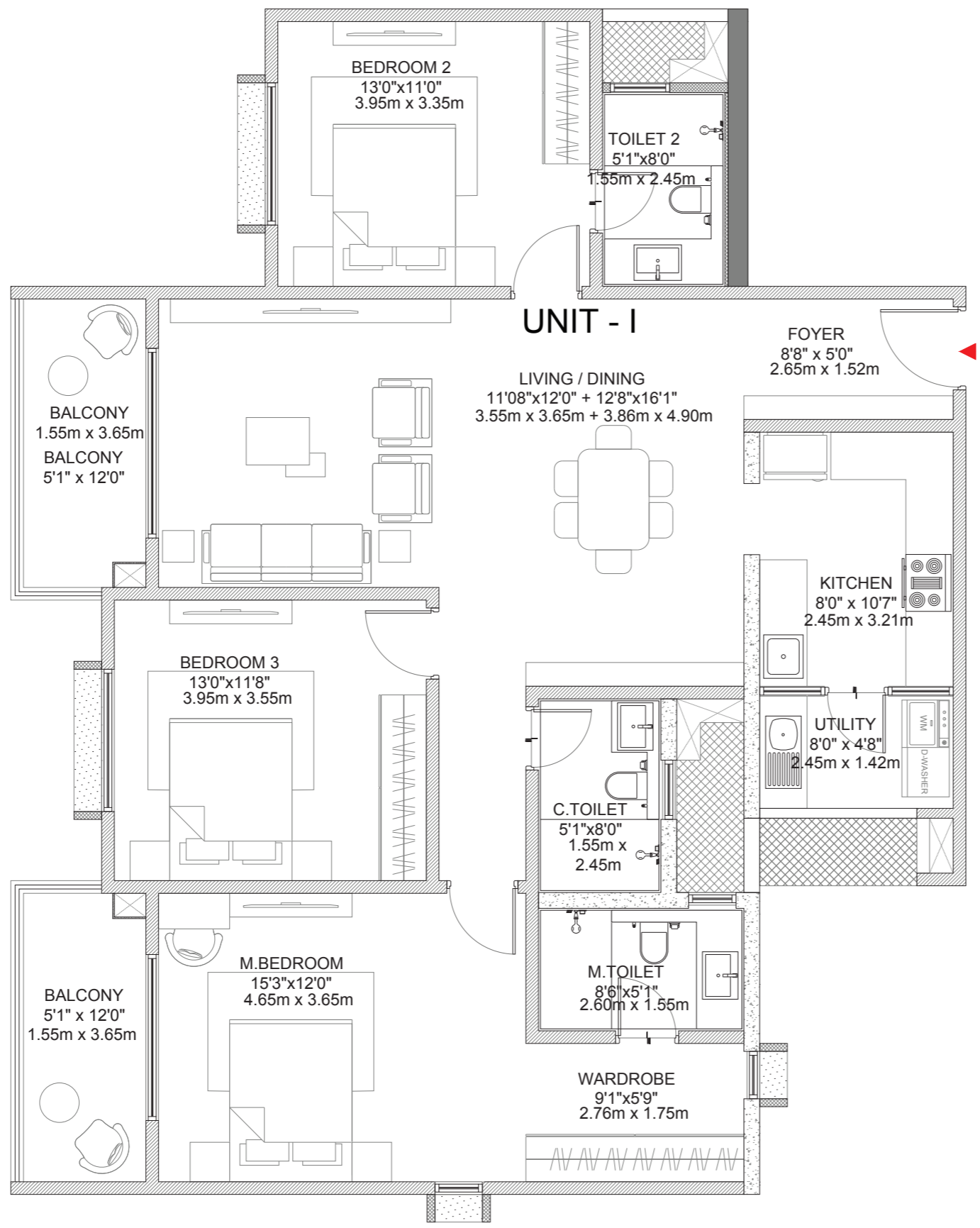
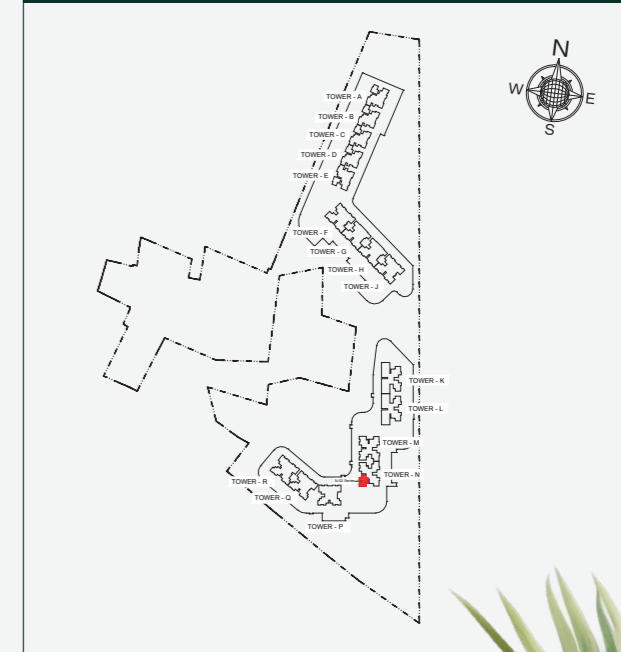
UTILITY AREA  
3.48 Sq. Mts. (37.45 Sq. Ft.)

SALEABLE AREA  
188.97 Sq. Mts. (2034.03 Sq. Ft.)

## UNIT NUMBERS

N-002 & N-102

## KEYPLAN



- NOTE:**
1. ALL DIMENSIONS MENTIONED ARE STRUCTURE TO STRUCTURE DIMENSIONS AND INCLUDES LEDGES.
  2. CARPET AREA IS CALCULATED FROM THE UNFINISHED WALL.
  3. CARPET AREA INCLUDES TOILET LEDGE WALLS.
  4. BALCONY DIMENSIONS DOESN'T INCLUDE UPSTAND BELOW RAILING.
  5. ORIENTATION OF THE ENTRY DOOR VARIES BASED ON THE UNIT'S LOCATION.



1 m<sup>2</sup> = 10.764 Sq. Ft.

# GODREJ VANANTARA

UNIT TYPE	3BHK + 3T
TOWER NO	M
BUILDING NUMBER	4
FLOORS	3 <sup>rd</sup> - 32 <sup>nd</sup> Floor

## UNIT - I (TYPE-5)

RERA CARPET AREA  
114.64 Sq. Mts. (1233.93 Sq. Ft.)

BALCONY AREA  
11.32 Sq. Mts. (121.79 Sq. Ft.)

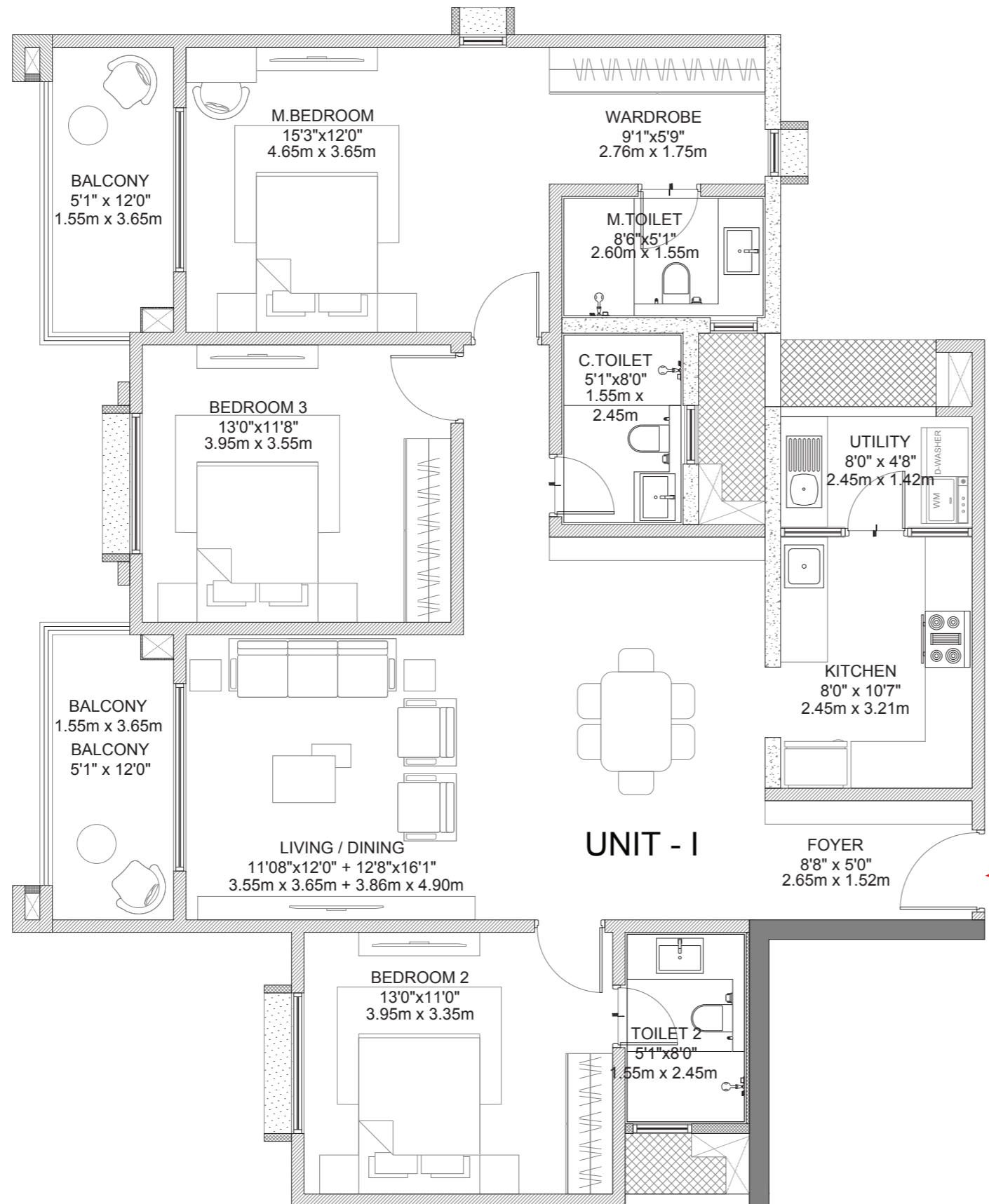
UTILITY AREA  
3.48 Sq. Mts. (37.45 Sq. Ft.)

SALEABLE AREA  
188.97 Sq. Mts. (2034.03 Sq. Ft.)

## UNIT NUMBERS

M-303 - M-3203

## KEYPLAN



### NOTE:

1. ALL DIMENSIONS MENTIONED ARE STRUCTURE TO STRUCTURE DIMENSIONS AND INCLUDES LEDGES.
2. CARPET AREA IS CALCULATED FROM THE UNFINISHED WALL.
3. CARPET AREA INCLUDES TOILET LEDGE WALLS.
4. BALCONY DIMENSIONS DOESN'T INCLUDE UPSTAND BELOW RAILING.
5. ORIENTATION OF THE ENTRY DOOR VARIES BASED ON THE UNIT'S LOCATION.



1 m<sup>2</sup> = 10.764 Sq. Ft.

# GODREJ VANANTARA

UNIT TYPE	3BHK + 3T
TOWER NO	M
BUILDING NUMBER	4
FLOORS	3 <sup>rd</sup> - 32 <sup>nd</sup> Floor

## UNIT - I (TYPE-6)

RERA CARPET AREA  
114.64 Sq. Mts. (1233.93 Sq. Ft.)

BALCONY AREA  
11.32 Sq. Mts. (121.79 Sq. Ft.)

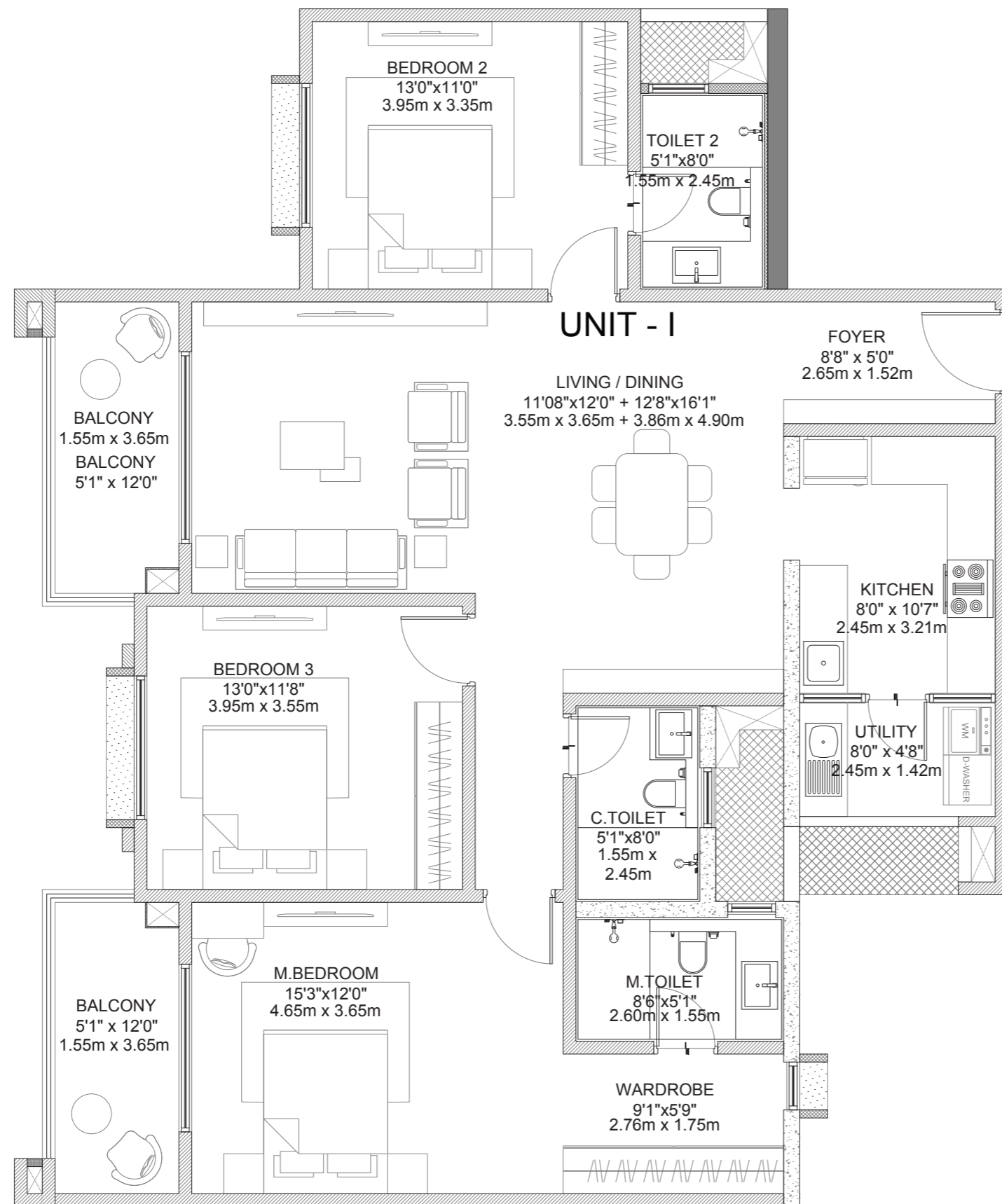
UTILITY AREA  
3.48 Sq. Mts. (37.45 Sq. Ft.)

SALEABLE AREA  
188.97 Sq. Mts. (2034.03 Sq. Ft.)

## UNIT NUMBERS

M-302 - M-3202

## KEYPLAN



### NOTE:

1. ALL DIMENSIONS MENTIONED ARE STRUCTURE TO STRUCTURE DIMENSIONS AND INCLUDES LEDGES.
2. CARPET AREA IS CALCULATED FROM THE UNFINISHED WALL.
3. CARPET AREA INCLUDES TOILET LEDGE WALLS.
4. BALCONY DIMENSIONS DOESN'T INCLUDE UPSTAND BELOW RAILING.
5. ORIENTATION OF THE ENTRY DOOR VARIES BASED ON THE UNIT'S LOCATION.



1 m<sup>2</sup> = 10.764 Sq. Ft.

# GODREJ VANANTARA

UNIT TYPE	3BHK + 3T
TOWER NO	N
BUILDING NUMBER	4
FLOORS	3 <sup>rd</sup> - 32 <sup>nd</sup> Floor

## UNIT - I (TYPE-7)

RERA CARPET AREA  
114.64 Sq. Mts. (1233.93 Sq. Ft.)

BALCONY AREA  
11.32 Sq. Mts. (121.79 Sq. Ft.)

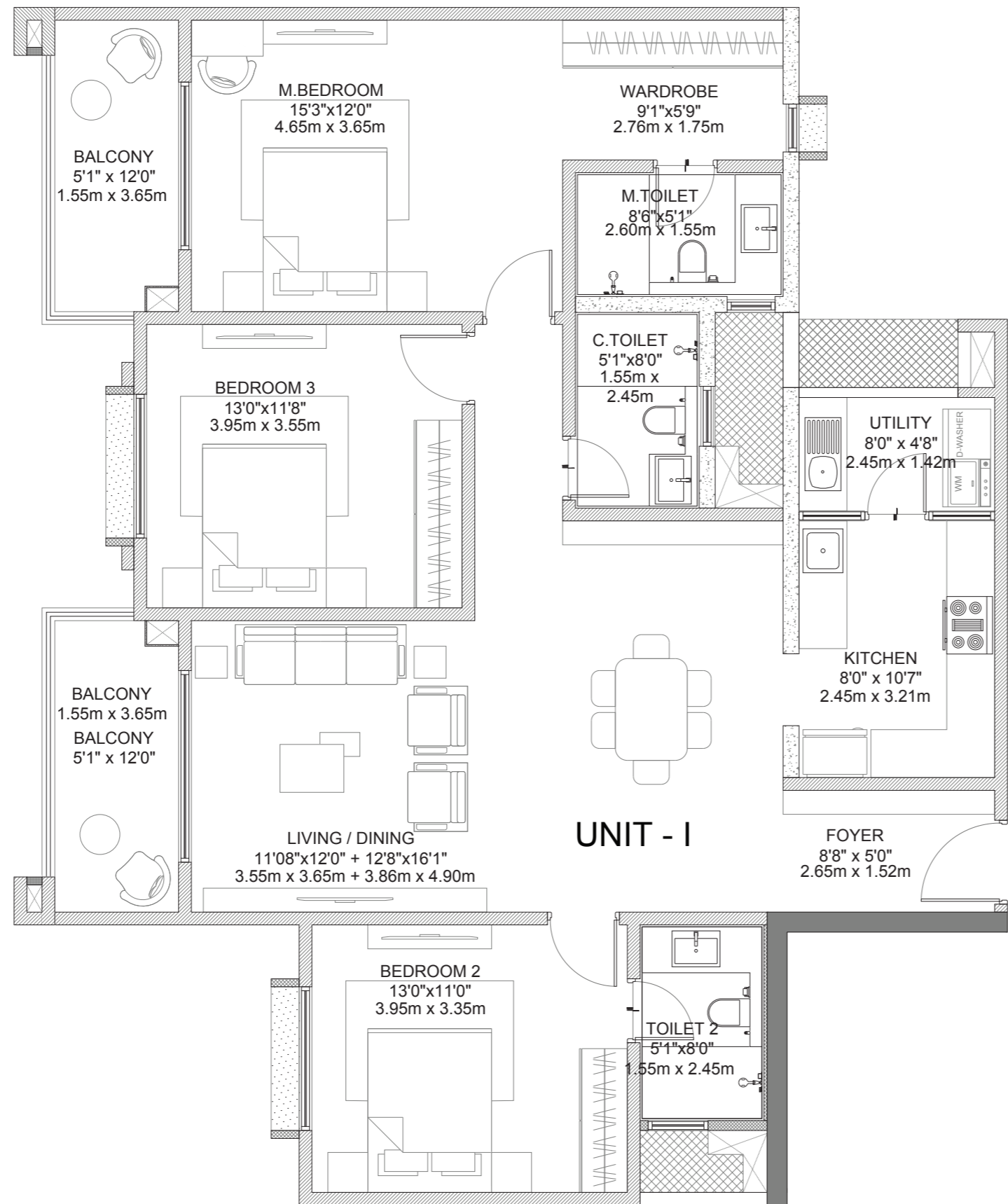
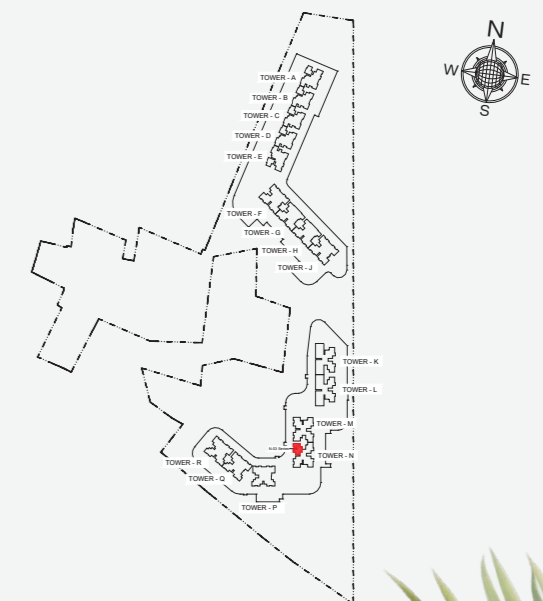
UTILITY AREA  
3.48 Sq. Mts. (37.45 Sq. Ft.)

SALEABLE AREA  
188.97 Sq. Mts. (2034.03 Sq. Ft.)

## UNIT NUMBERS

N-303 - N-3203

## KEYPLAN



### NOTE:

1. ALL DIMENSIONS MENTIONED ARE STRUCTURE TO STRUCTURE DIMENSIONS AND INCLUDES LEDGES.
2. CARPET AREA IS CALCULATED FROM THE UNFINISHED WALL.
3. CARPET AREA INCLUDES TOILET LEDGE WALLS.
4. BALCONY DIMENSIONS DOESN'T INCLUDE UPSTAND BELOW RAILING.
5. ORIENTATION OF THE ENTRY DOOR VARIES BASED ON THE UNIT'S LOCATION.



1 m<sup>2</sup> = 10.764 Sq. Ft.

# GODREJ VANANTARA

UNIT TYPE	3BHK + 3T
TOWER NO	N
BUILDING NUMBER	4
FLOORS	3 <sup>rd</sup> - 32 <sup>nd</sup> Floor

## UNIT - I (TYPE-8)

RERA CARPET AREA  
114.64 Sq. Mts. (1233.93 Sq. Ft.)

BALCONY AREA  
11.32 Sq. Mts. (121.79 Sq. Ft.)

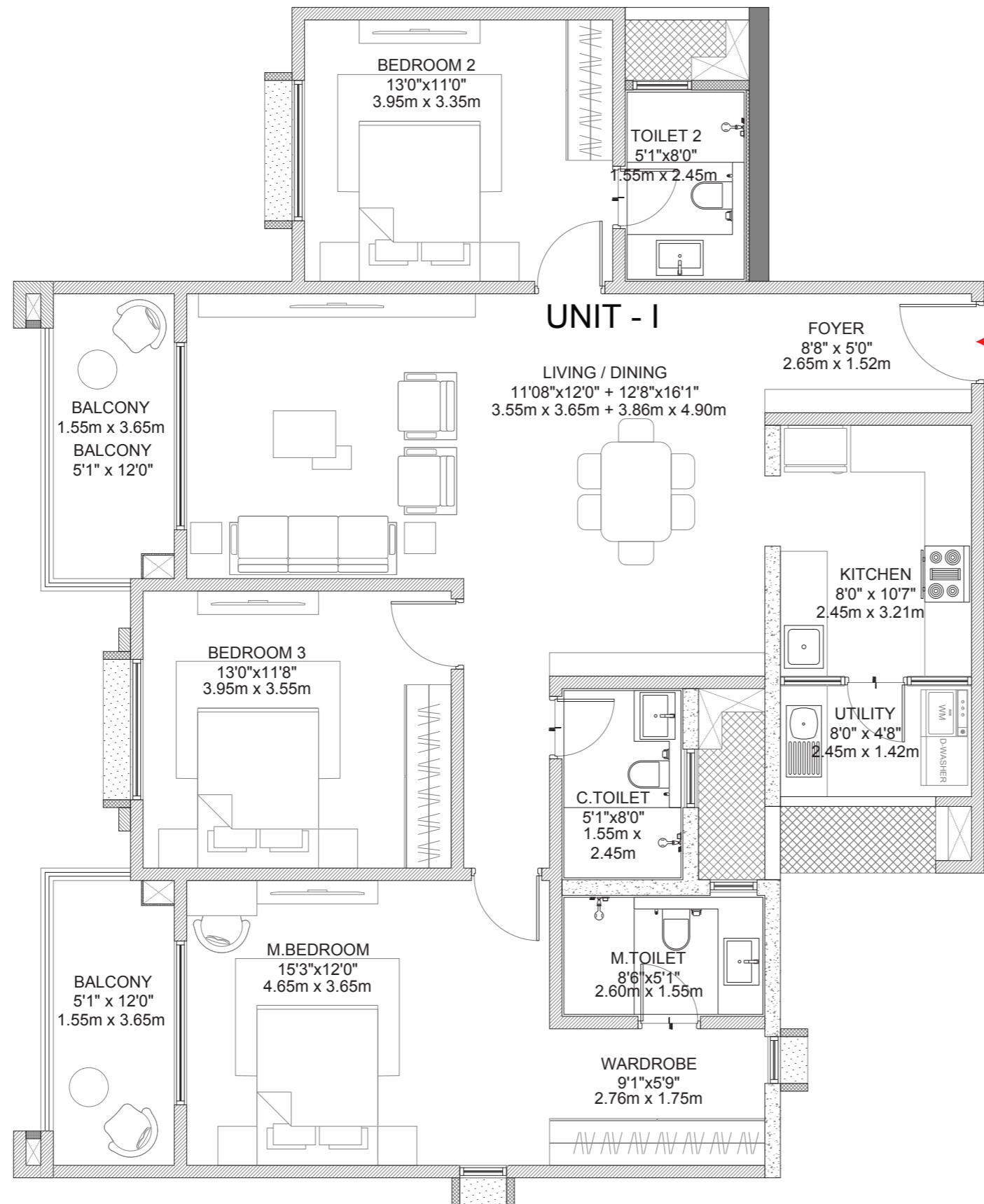
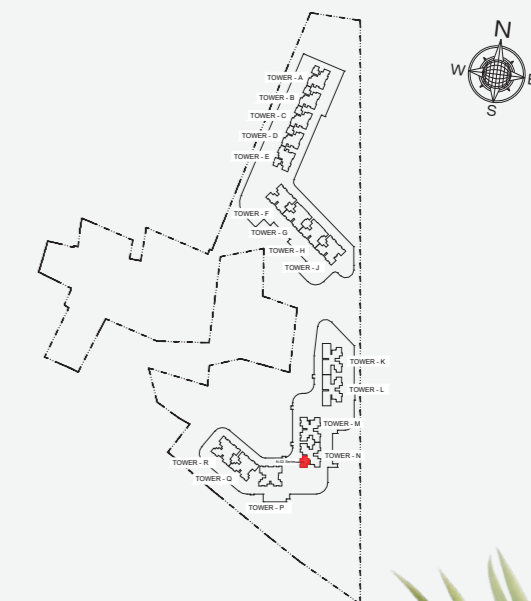
UTILITY AREA  
3.48 Sq. Mts. (37.45 Sq. Ft.)

SALEABLE AREA  
188.97 Sq. Mts. (2034.03 Sq. Ft.)

## UNIT NUMBERS

N-302 - N-3202

## KEYPLAN



### NOTE:

1. ALL DIMENSIONS MENTIONED ARE STRUCTURE TO STRUCTURE DIMENSIONS AND INCLUDES LEDGES.
2. CARPET AREA IS CALCULATED FROM THE UNFINISHED WALL.
3. CARPET AREA INCLUDES TOILET LEDGE WALLS.
4. BALCONY DIMENSIONS DOESN'T INCLUDE UPSTAND BELOW RAILING.
5. ORIENTATION OF THE ENTRY DOOR VARIES BASED ON THE UNIT'S LOCATION.



1 m<sup>2</sup> = 10.764 Sq. Ft.

# GODREJ VANANTARA

UNIT TYPE	4BHK-4T+SR-ST
TOWER NO	K & L
BUILDING NUMBER	3
FLOORS	GROUND & FIRST

## UNIT - J (TYPE-1)

**RERA CARPET AREA**  
161.98 Sq. Mts. (1743.57 Sq. Ft.)

**BALCONY AREA**  
17.93 Sq. Mts. (193.03 Sq. Ft.)

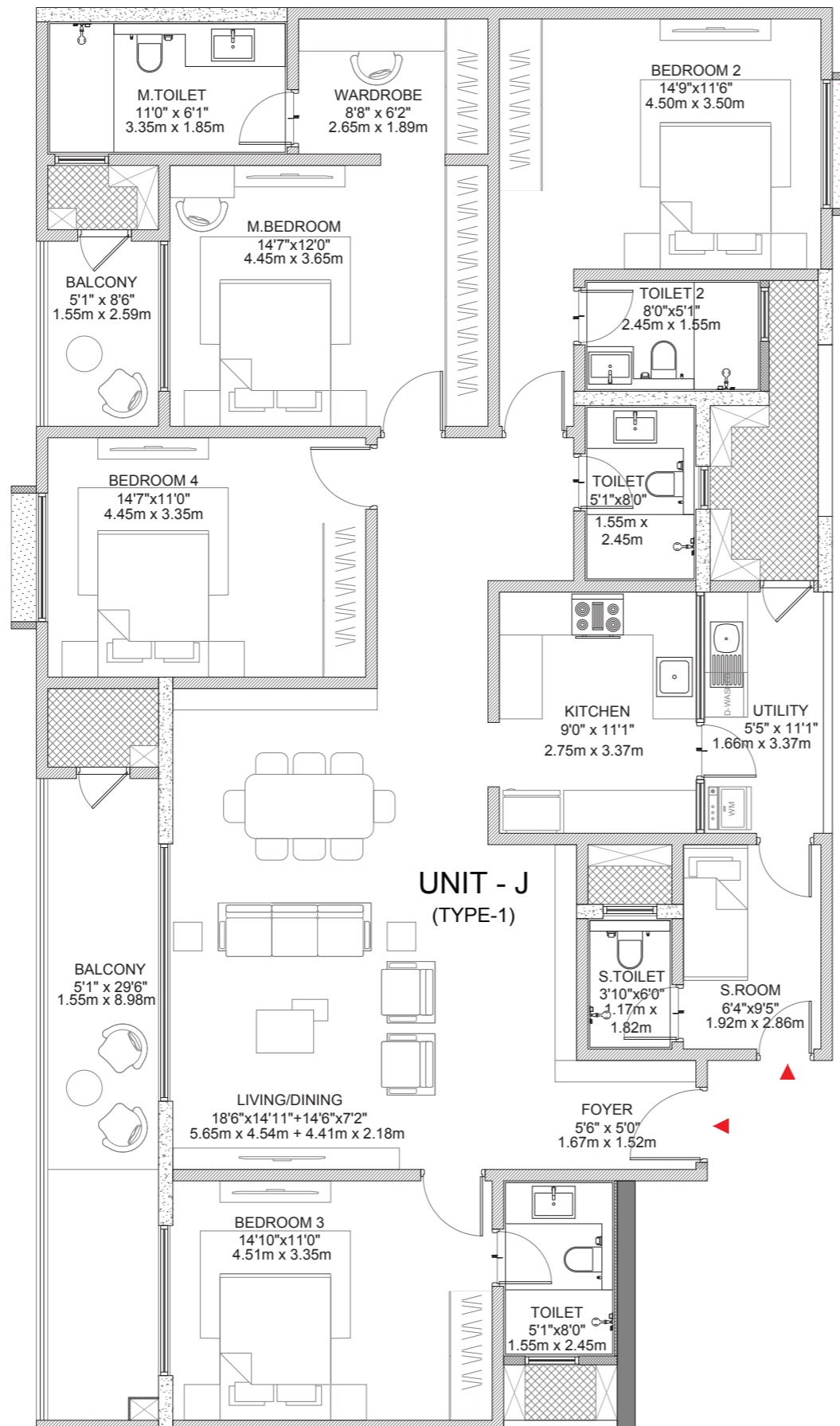
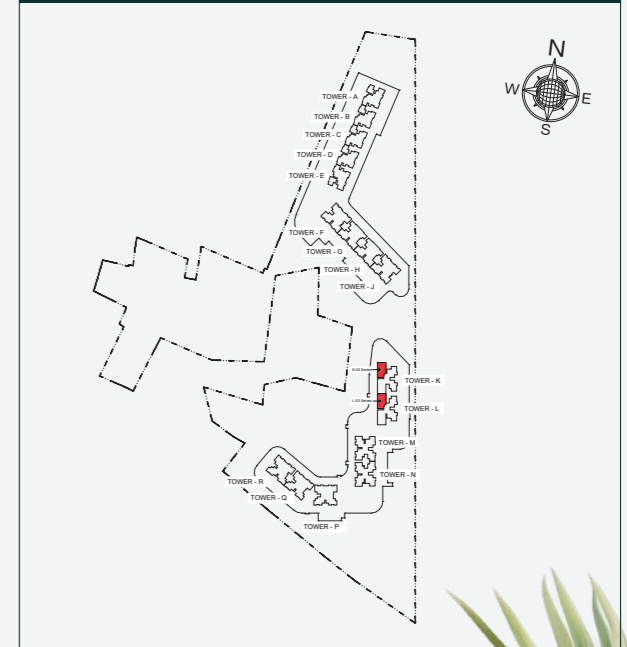
**UTILITY AREA**  
5.60 Sq. Mts. (60.30 Sq. Ft.)

**SALEABLE AREA**  
270.85 Sq. Mts. (2915.48 Sq. Ft.)

## UNIT NUMBERS

K-003, K-103, L-003 & L-103

## KEYPLAN

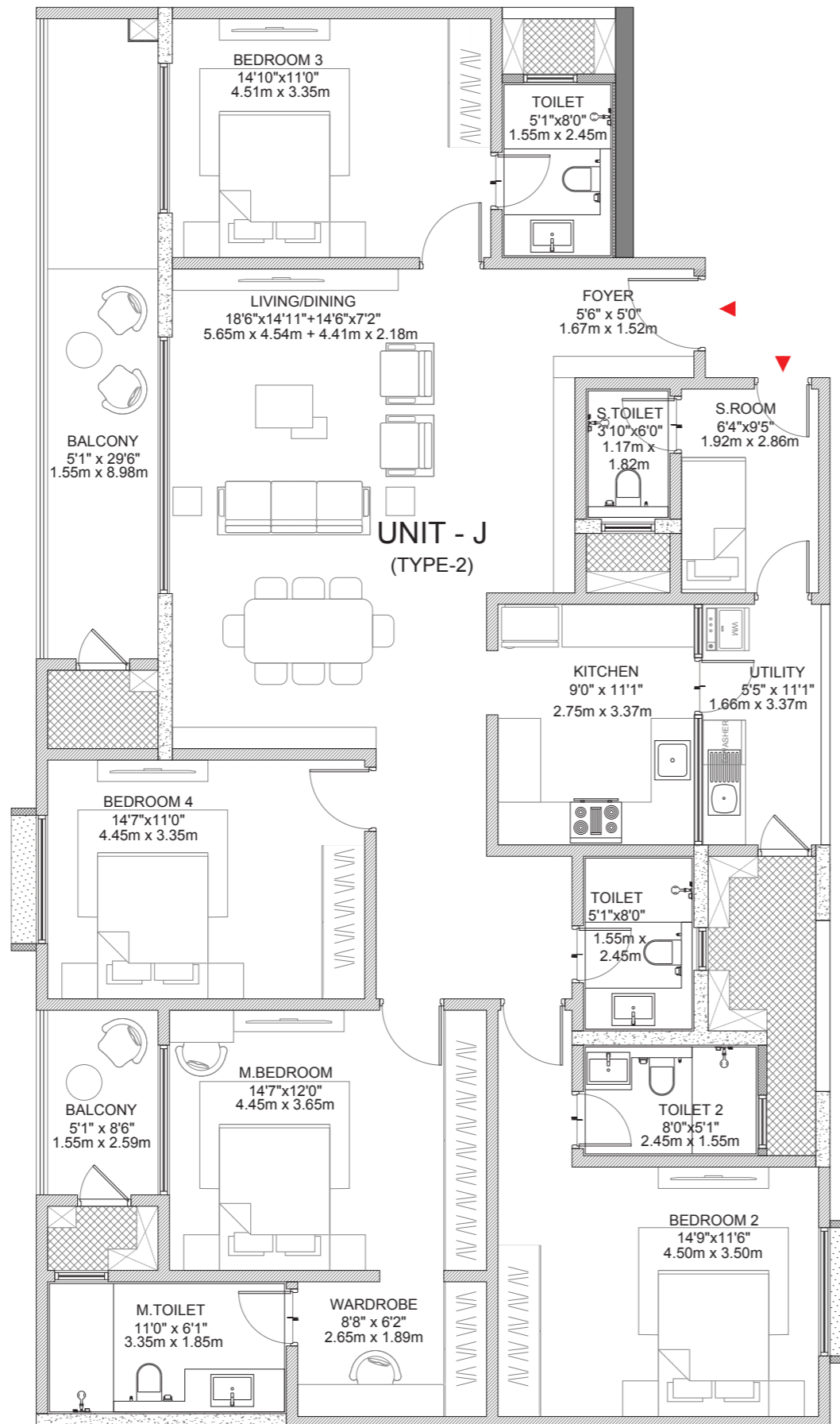


### NOTE:

1. ALL DIMENSIONS MENTIONED ARE STRUCTURE TO STRUCTURE DIMENSIONS AND INCLUDES LEDGES.
2. CARPET AREA IS CALCULATED FROM THE UNFINISHED WALL.
3. CARPET AREA INCLUDES TOILET LEDGE WALLS.
4. BALCONY DIMENSIONS DOESN'T INCLUDE UPSTAND BELOW RAILING.
5. ORIENTATION OF THE ENTRY DOOR VARIES BASED ON THE UNIT'S LOCATION.



1 m<sup>2</sup>= 10.764 Sq. Ft.



- NOTE:**
1. ALL DIMENSIONS MENTIONED ARE STRUCTURE TO STRUCTURE DIMENSIONS AND INCLUDES LEDGES.
  2. CARPET AREA IS CALCULATED FROM THE UNFINISHED WALL.
  3. CARPET AREA INCLUDES TOILET LEDGE WALLS.
  4. BALCONY DIMENSIONS DOESN'T INCLUDE UPSTAND BELOW RAILING.
  5. ORIENTATION OF THE ENTRY DOOR VARIES BASED ON THE UNIT'S LOCATION.



## GODREJ VANANTARA

UNIT TYPE	4BHK-4T+SR-ST
TOWER NO	K & L
BUILDING NUMBER	3
FLOORS	GROUND & FIRST

### UNIT - J (TYPE-2)

**RERA CARPET AREA**  
161.98 Sq. Mts. (1743.57 Sq. Ft.)

**BALCONY AREA**  
17.93 Sq. Mts. (193.03 Sq. Ft.)

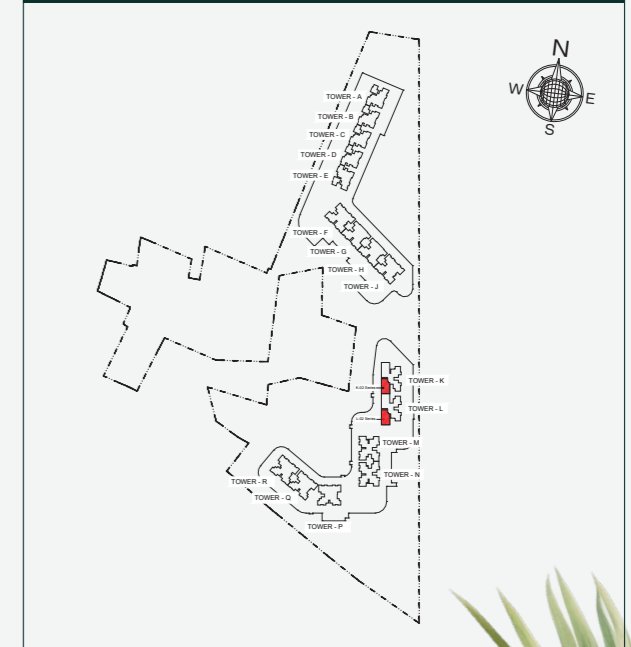
**UTILITY AREA**  
5.60 Sq. Mts. (60.30 Sq. Ft.)

**SALEABLE AREA**  
270.85 Sq. Mts. (2915.48 Sq. Ft.)

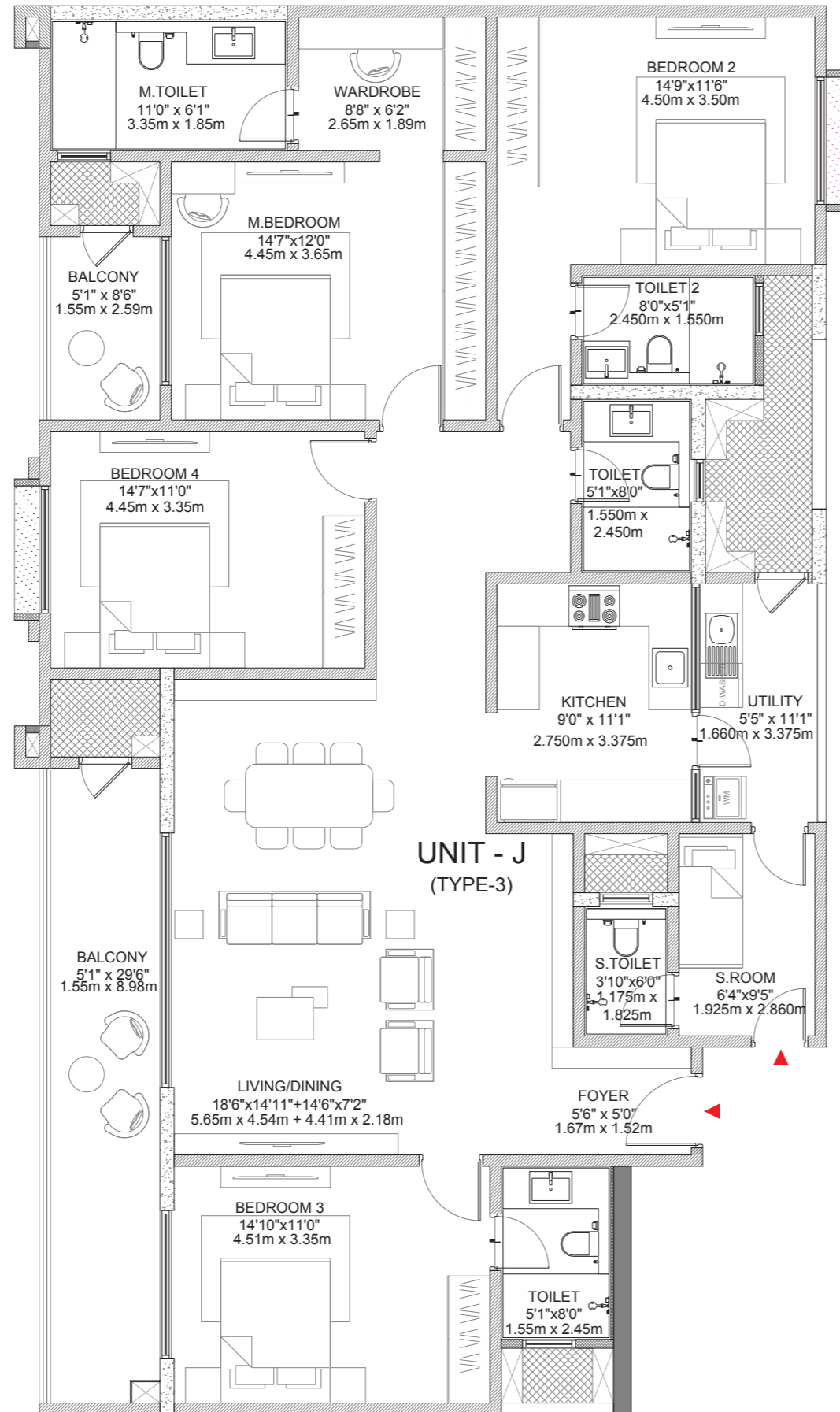
### UNIT NUMBERS

K-002, K-102, L-002 & L-102

### KEYPLAN



1 m<sup>2</sup> = 10.764 Sq. Ft.



- NOTE:**
1. ALL DIMENSIONS MENTIONED ARE STRUCTURE TO STRUCTURE DIMENSIONS AND INCLUDES LEDGES.
  2. CARPET AREA IS CALCULATED FROM THE UNFINISHED WALL.
  3. CARPET AREA INCLUDES TOILET LEDGE WALLS.
  4. BALCONY DIMENSIONS DOESN'T INCLUDE UPSTAND BELOW RAILING.
  5. ORIENTATION OF THE ENTRY DOOR VARIES BASED ON THE UNIT'S LOCATION.



# GODREJ VANANTARA

UNIT TYPE	4BHK-4T+SR-ST
TOWER NO	K & L
BUILDING NUMBER	3
FLOORS	3 <sup>rd</sup> - 32 <sup>nd</sup> Floor

## UNIT - J (TYPE-3)

**RERA CARPET AREA**  
161.98 Sq. Mts. (1743.57 Sq. Ft.)

**BALCONY AREA**  
17.93 Sq. Mts. (193.03 Sq. Ft.)

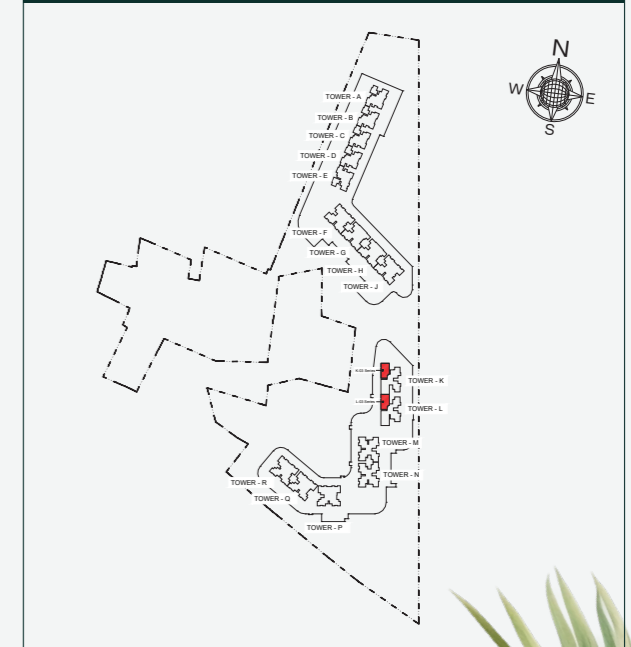
**UTILITY AREA**  
5.60 Sq. Mts. (60.30 Sq. Ft.)

**SALEABLE AREA**  
270.85 Sq. Mts. (2915.48 Sq. Ft.)

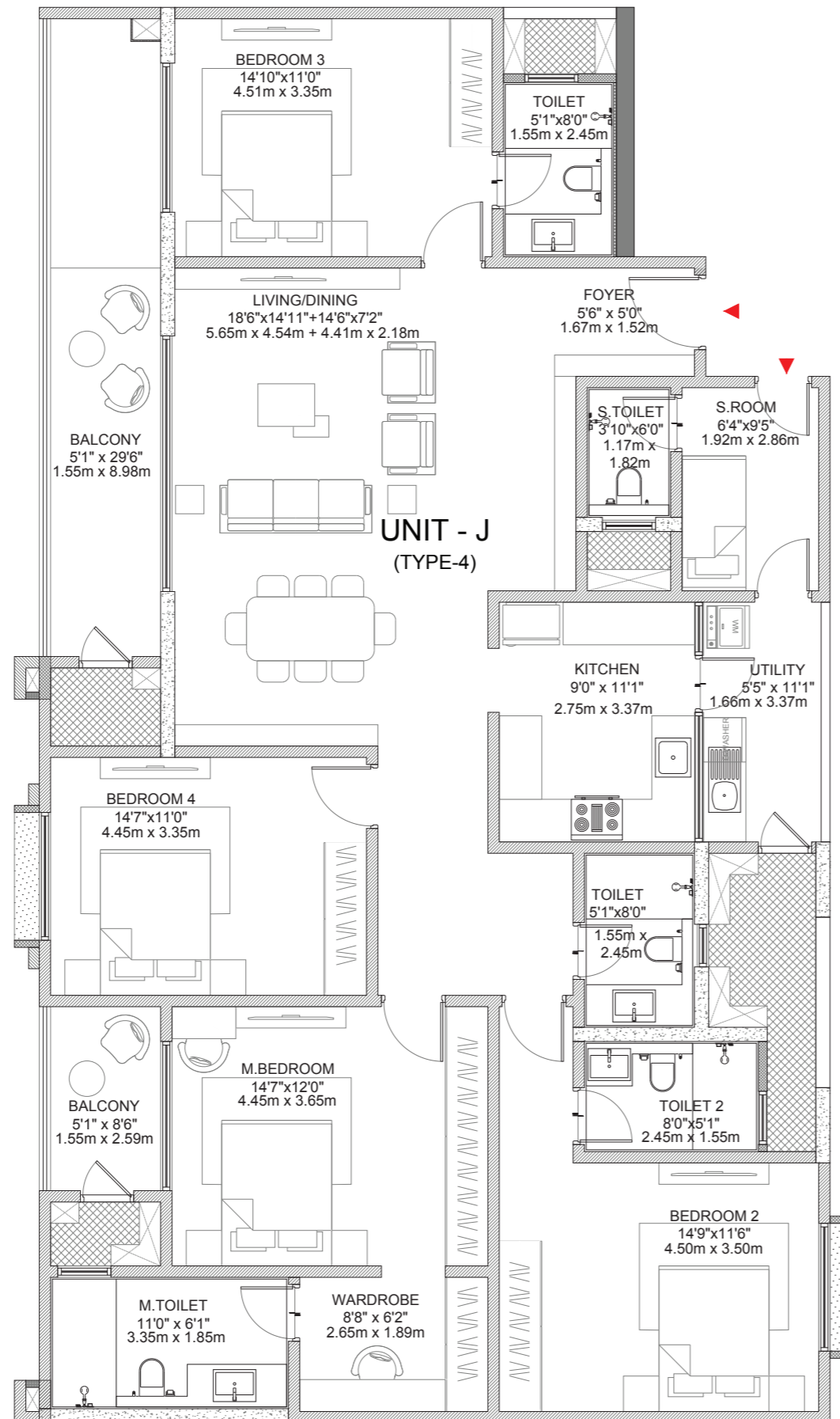
## UNIT NUMBERS

K-303 to K-3203, L-303 to L-3203

## KEYPLAN



1 m<sup>2</sup> = 10.764 Sq. Ft.



- NOTE:**
1. ALL DIMENSIONS MENTIONED ARE STRUCTURE TO STRUCTURE DIMENSIONS AND INCLUDES LEDGES.
  2. CARPET AREA IS CALCULATED FROM THE UNFINISHED WALL.
  3. CARPET AREA INCLUDES TOILET LEDGE WALLS.
  4. BALCONY DIMENSIONS DOESN'T INCLUDE UPSTAND BELOW RAILING.
  5. ORIENTATION OF THE ENTRY DOOR VARIES BASED ON THE UNIT'S LOCATION.



# GODREJ VANANTARA

UNIT TYPE	4BHK-4T+SR-ST
TOWER NO	K & L
BUILDING NUMBER	3
FLOORS	3 <sup>rd</sup> - 32 <sup>nd</sup> Floor

## UNIT - J (TYPE-4)

**RERA CARPET AREA**  
161.98 Sq. Mts. (1743.57 Sq. Ft.)

**BALCONY AREA**  
17.93 Sq. Mts. (193.03 Sq. Ft.)

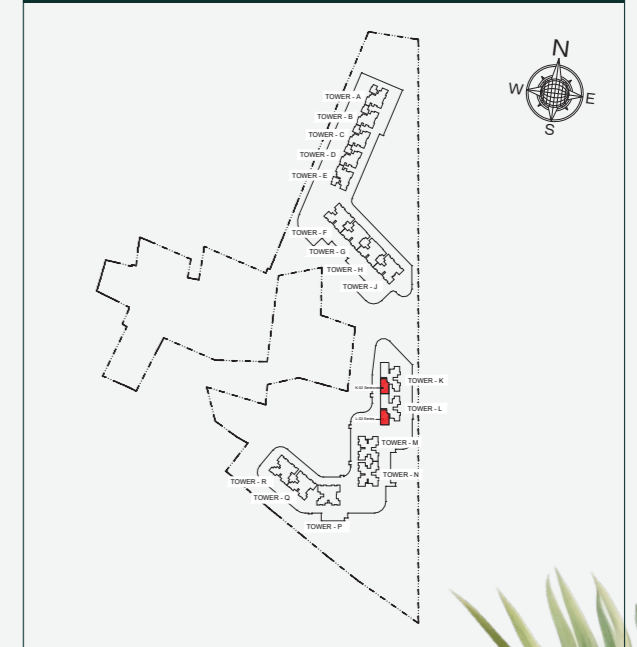
**UTILITY AREA**  
5.60 Sq. Mts. (60.30 Sq. Ft.)

**SALEABLE AREA**  
270.85 Sq. Mts. (2915.48 Sq. Ft.)

## UNIT NUMBERS

K-302 - K-3202, L-302 - L-3202

## KEYPLAN



1 m<sup>2</sup> = 10.764 Sq. Ft.

# GODREJ VANANTARA

UNIT TYPE	3BHK + 2T
TOWER NO	R
BUILDING NUMBER	5
FLOORS	GROUND & FIRST

## UNIT - F (TYPE-1)

RERA CARPET AREA  
90.58 Sq. Mts. (975.04 Sq. Ft.)

BALCONY AREA  
10.85 Sq. Mts. (116.78 Sq. Ft.)

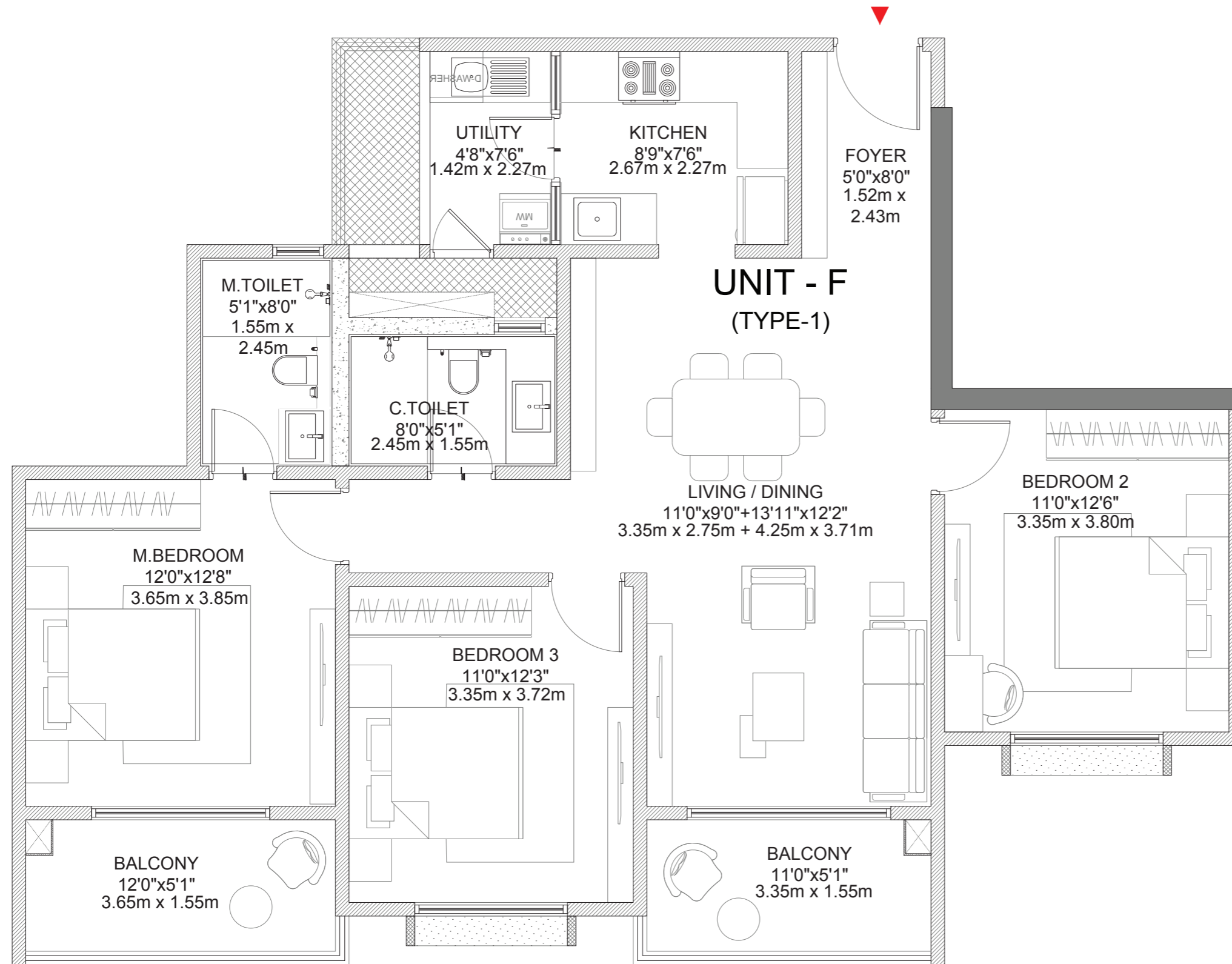
UTILITY AREA  
3.23 Sq. Mts. (34.77 Sq. Ft.)

SALEABLE AREA  
152.81 Sq. Mts. (1644.81 Sq. Ft.)

## UNIT NUMBERS

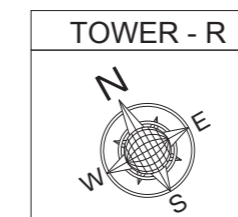
R-001 & R-101

## KEYPLAN



### NOTE:

1. ALL DIMENSIONS MENTIONED ARE STRUCTURE TO STRUCTURE DIMENSIONS AND INCLUDES LEDGES.
2. CARPET AREA IS CALCULATED FROM THE UNFINISHED WALL.
3. CARPET AREA INCLUDES TOILET LEDGE WALLS.
4. BALCONY DIMENSIONS DOESN'T INCLUDE UPSTAND BELOW RAILING.
5. ORIENTATION OF THE ENTRY DOOR VARIES BASED ON THE UNIT'S LOCATION.



1 m<sup>2</sup> = 10.764 Sq. Ft.

# GODREJ VANANTARA

UNIT TYPE	3BHK + 2T
TOWER NO	P & Q
BUILDING NUMBER	5
FLOORS	GROUND & FIRST

## UNIT - F (TYPE-2)

RERA CARPET AREA  
90.58 Sq. Mts. (975.04 Sq. Ft.)

BALCONY AREA  
10.85 Sq. Mts. (116.78 Sq. Ft.)

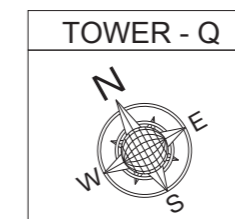
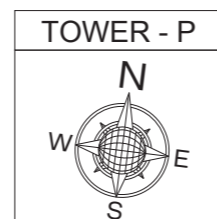
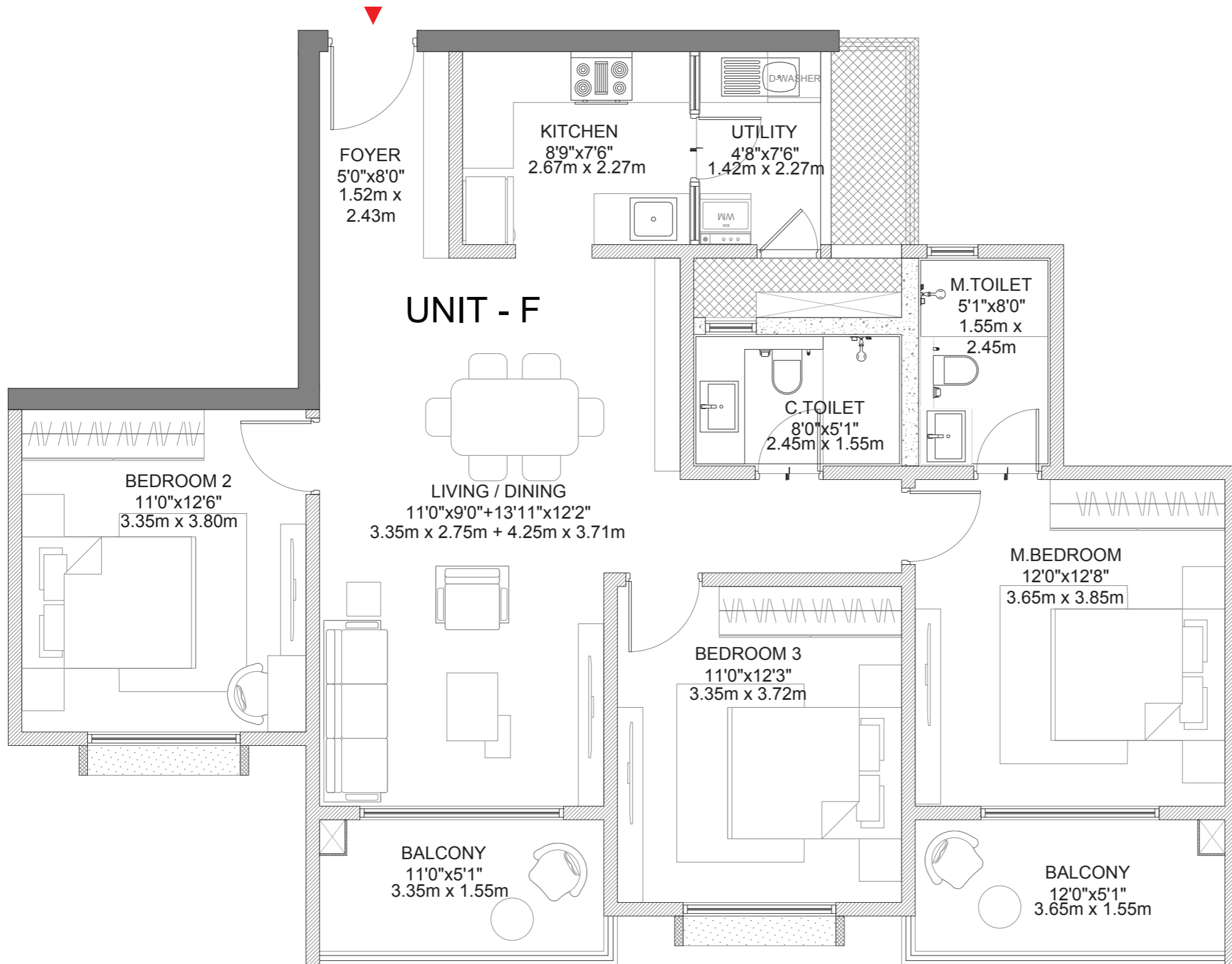
UTILITY AREA  
3.23 Sq. Mts. (34.77 Sq. Ft.)

SALEABLE AREA  
152.81 Sq. Mts. (1644.81 Sq. Ft.)

## UNIT NUMBERS

Q-004, Q-104, P-004 & P-104

## KEYPLAN



### NOTE:

1. ALL DIMENSIONS MENTIONED ARE STRUCTURE TO STRUCTURE DIMENSIONS AND INCLUDES LEDGES.
2. CARPET AREA IS CALCULATED FROM THE UNFINISHED WALL.
3. CARPET AREA INCLUDES TOILET LEDGE WALLS.
4. BALCONY DIMENSIONS DOESN'T INCLUDE UPSTAND BELOW RAILING.
5. ORIENTATION OF THE ENTRY DOOR VARIES BASED ON THE UNIT'S LOCATION.

1 m<sup>2</sup> = 10.764 Sq. Ft.

# GODREJ VANANTARA

UNIT TYPE	3BHK + 3T
TOWER NO	P, Q & R
BUILDING NUMBER	5
FLOORS	3 <sup>rd</sup> - 32 <sup>nd</sup> Floor

## UNIT - F (TYPE-3)

RERA CARPET AREA  
90.58 Sq. Mts. (975.04 Sq. Ft.)

BALCONY AREA  
10.85 Sq. Mts. (116.78 Sq. Ft.)

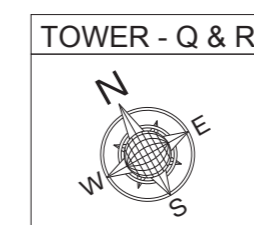
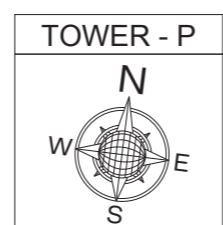
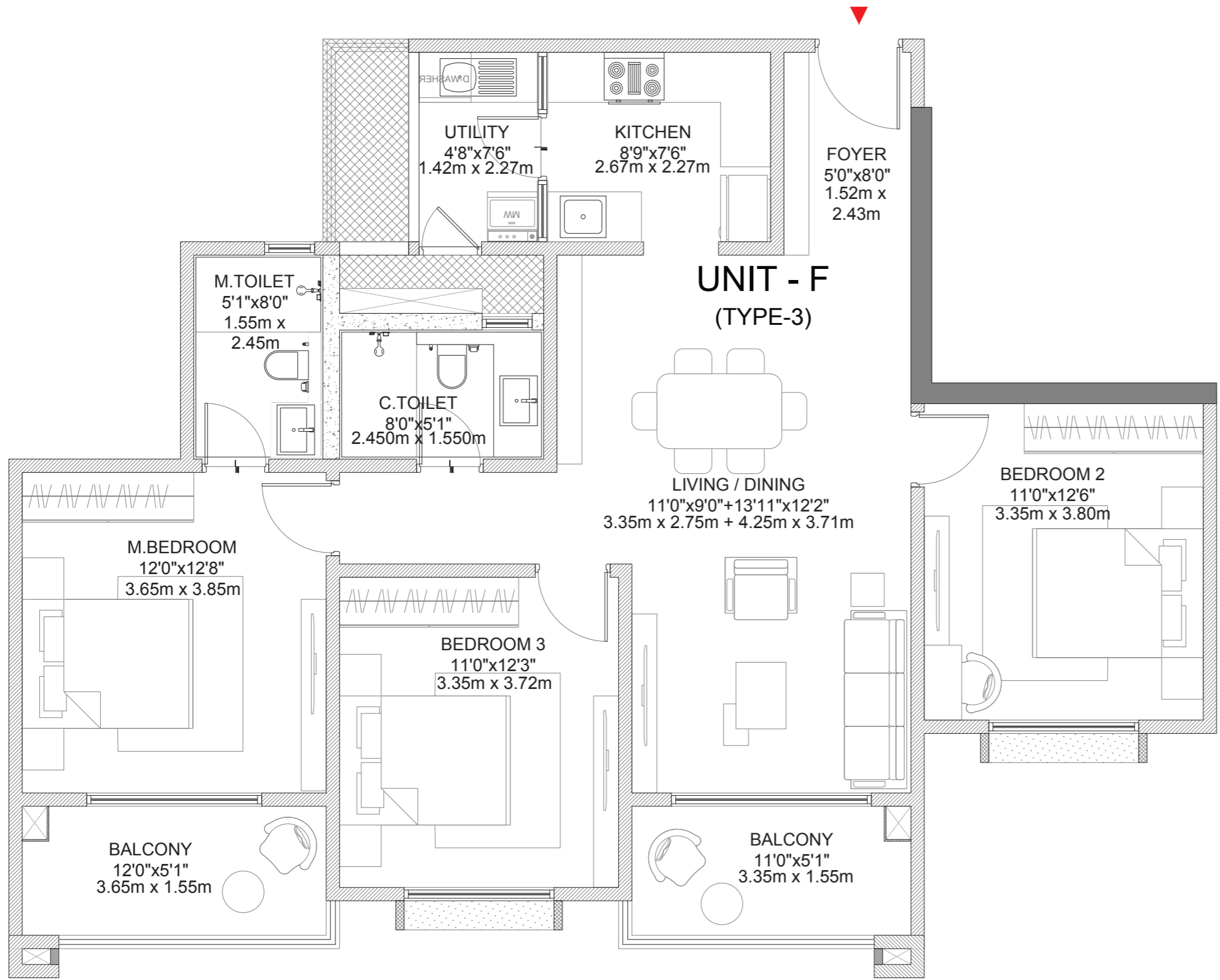
UTILITY AREA  
3.23 Sq. Mts. (34.77 Sq. Ft.)

SALEABLE AREA  
152.81 Sq. Mts. (1644.81 Sq. Ft.)

## UNIT NUMBERS

P-301 - P-3201,  
Q-301 - Q-3201 & R-301 - R-3201

## KEYPLAN



- NOTE:**
1. ALL DIMENSIONS MENTIONED ARE STRUCTURE TO STRUCTURE DIMENSIONS AND INCLUDES LEDGES.
  2. CARPET AREA IS CALCULATED FROM THE UNFINISHED WALL.
  3. CARPET AREA INCLUDES TOILET LEDGE WALLS.
  4. BALCONY DIMENSIONS DOESN'T INCLUDE UPSTAND BELOW RAILING.
  5. ORIENTATION OF THE ENTRY DOOR VARIES BASED ON THE UNIT'S LOCATION.

1 m<sup>2</sup> = 10.764 Sq. Ft.

# GODREJ VANANTARA

UNIT TYPE	3BHK + 3T
TOWER NO	P, Q & R
BUILDING NUMBER	5
FLOORS	3 <sup>rd</sup> -19 <sup>th</sup> & 21 <sup>st</sup> -32 <sup>nd</sup>

## UNIT - F (TYPE-4)

### RERA CARPET AREA

90.58 Sq. Mts. (975.04 Sq. Ft.)

### BALCONY AREA

10.85 Sq. Mts. (116.78 Sq. Ft.)

### UTILITY AREA

3.23 Sq. Mts. (34.77 Sq. Ft.)

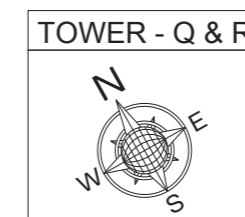
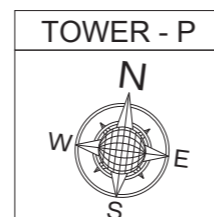
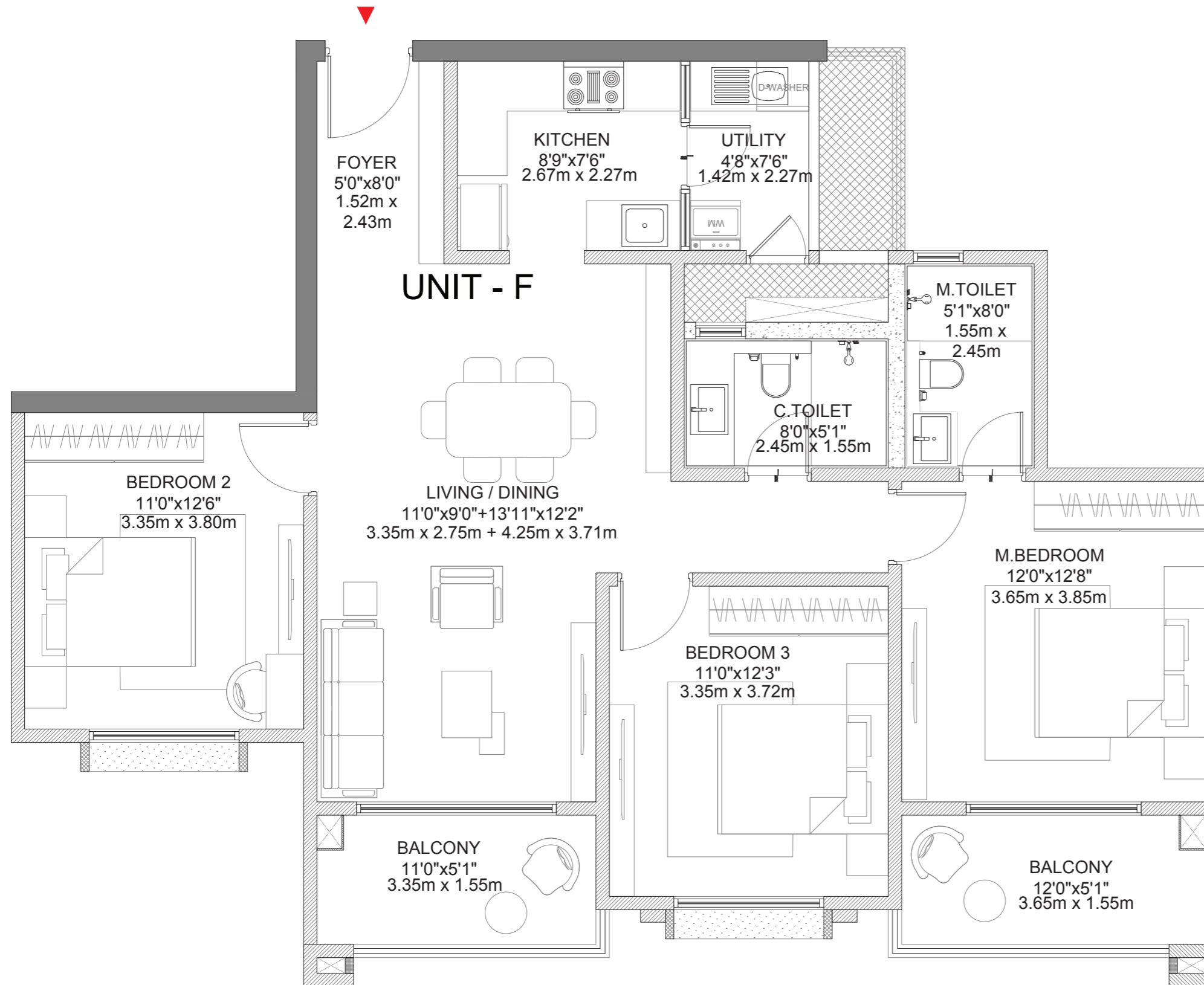
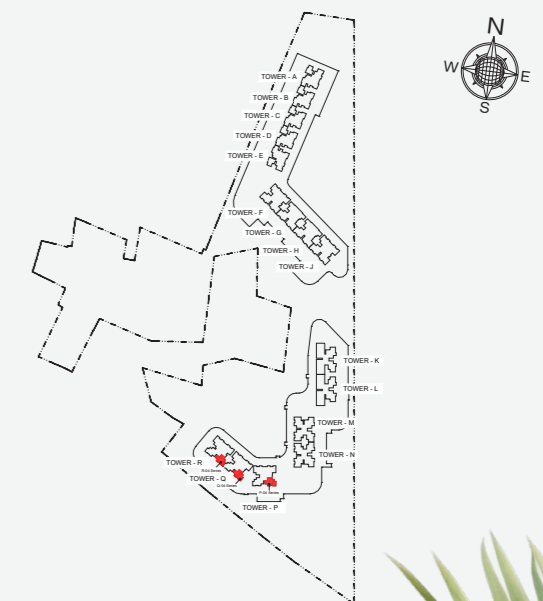
### SALEABLE AREA

152.81 Sq. Mts. (1644.81 Sq. Ft.)

## UNIT NUMBERS

P-304 - P-1904 & P-2104 - P-3204,  
Q-304 - Q-1904 & Q-2104 - Q-3204,  
R-304 - R-1904 & R-2104 - R-3204

## KEYPLAN



### NOTE:

1. ALL DIMENSIONS MENTIONED ARE STRUCTURE TO STRUCTURE DIMENSIONS AND INCLUDES LEDGES.
2. CARPET AREA IS CALCULATED FROM THE UNFINISHED WALL.
3. CARPET AREA INCLUDES TOILET LEDGE WALLS.
4. BALCONY DIMENSIONS DOESN'T INCLUDE UPSTAND BELOW RAILING.
5. ORIENTATION OF THE ENTRY DOOR VARIES BASED ON THE UNIT'S LOCATION.

1 m<sup>2</sup> = 10.764 Sq. Ft.

# GODREJ VANANTARA

UNIT TYPE	2BHK+2T(REFUGE)
TOWER NO	P, Q & R
BUILDING NUMBER	5
FLOORS	20 <sup>th</sup> & 30 <sup>th</sup> Floors

## UNIT - F (TYPE-5)

RERA CARPET AREA  
77.17 Sq. Mts. (830.61 Sq. Ft.)

BALCONY AREA  
10.84 Sq. Mts. (116.71 Sq. Ft.)

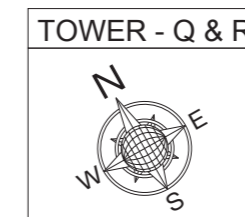
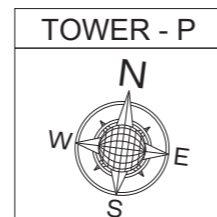
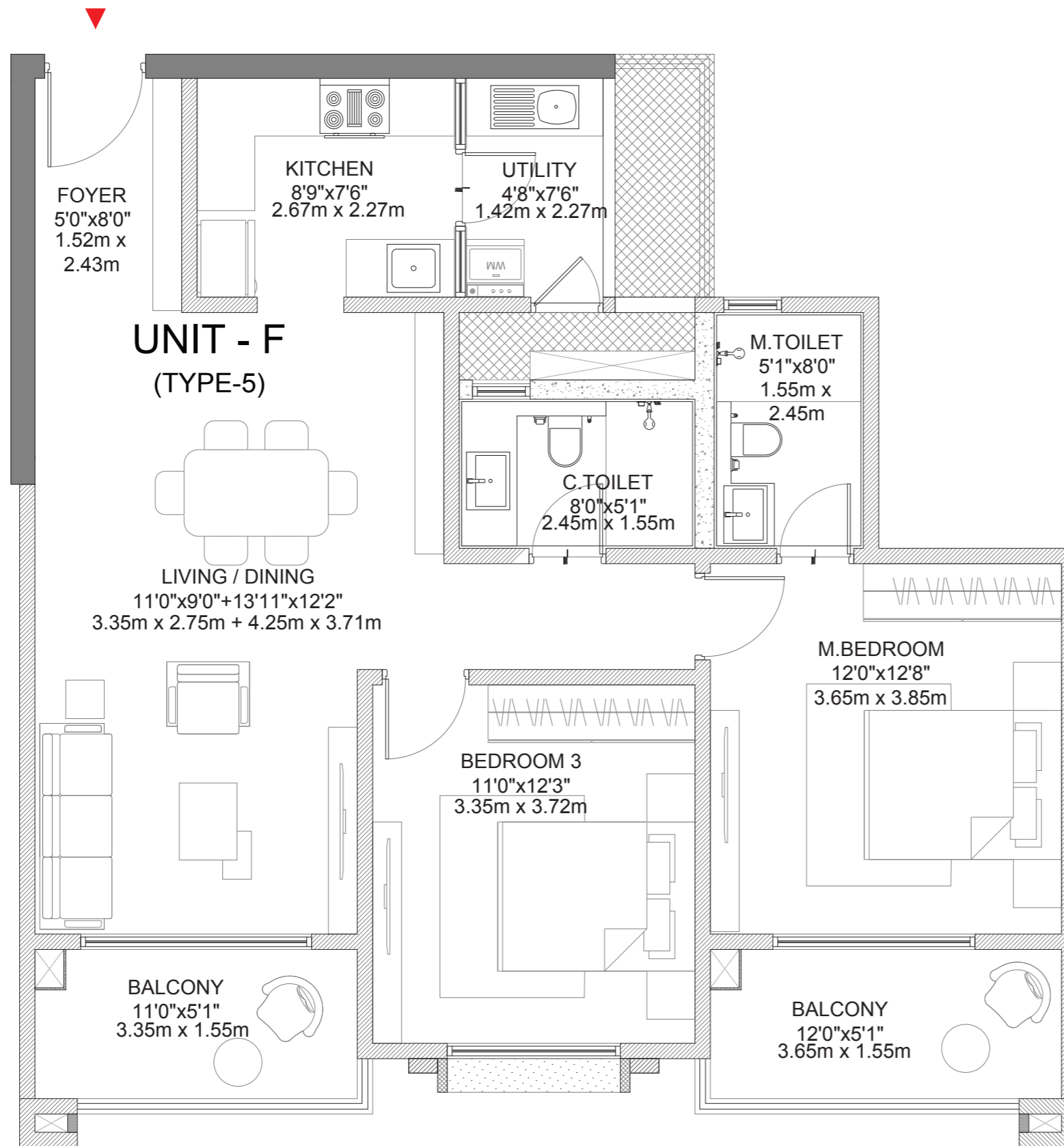
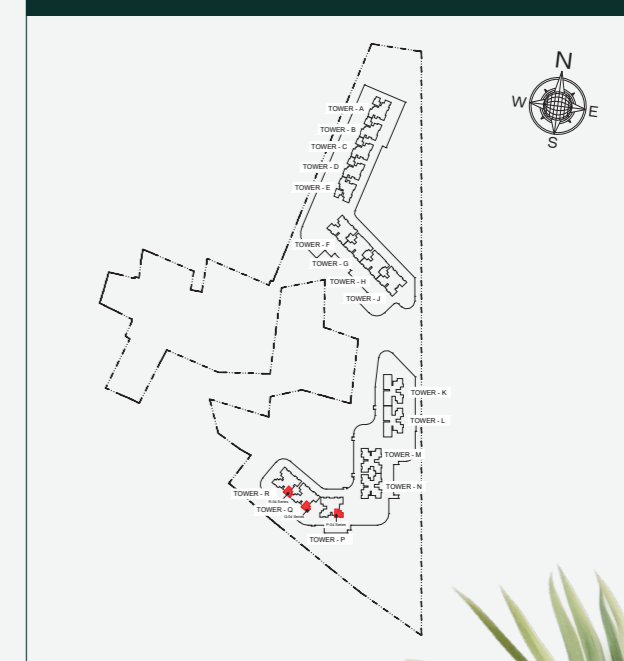
UTILITY AREA  
3.23 Sq. Mts. (34.77 Sq. Ft.)

SALEABLE AREA  
133.21 Sq. Mts. (1433.86 Sq. Ft.)

## UNIT NUMBERS

P-2004, P-3004, Q-2004,  
Q-3004, R-2004 & R-3004

## KEYPLAN



### NOTE:

1. ALL DIMENSIONS MENTIONED ARE STRUCTURE TO STRUCTURE DIMENSIONS AND INCLUDES LEDGES.
2. CARPET AREA IS CALCULATED FROM THE UNFINISHED WALL.
3. CARPET AREA INCLUDES TOILET LEDGE WALLS.
4. BALCONY DIMENSIONS DOESN'T INCLUDE UPSTAND BELOW RAILING.
5. ORIENTATION OF THE ENTRY DOOR VARIES BASED ON THE UNIT'S LOCATION.

1 m<sup>2</sup>= 10.764 Sq. Ft.

# GODREJ VANANTARA

UNIT TYPE	3BHK + 3T
TOWER NO	P, Q & R
BUILDING NUMBER	5
FLOORS	GROUND & FIRST

## UNIT - G (TYPE-1)

RERA CARPET AREA  
114.23 Sq. Mts. (1229.59 Sq. Ft.)

BALCONY AREA  
11.47 Sq. Mts. (123.46 Sq. Ft.)

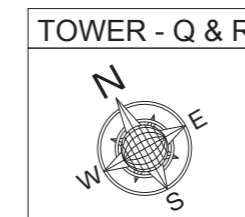
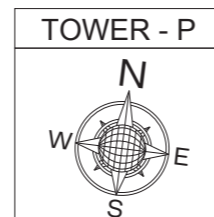
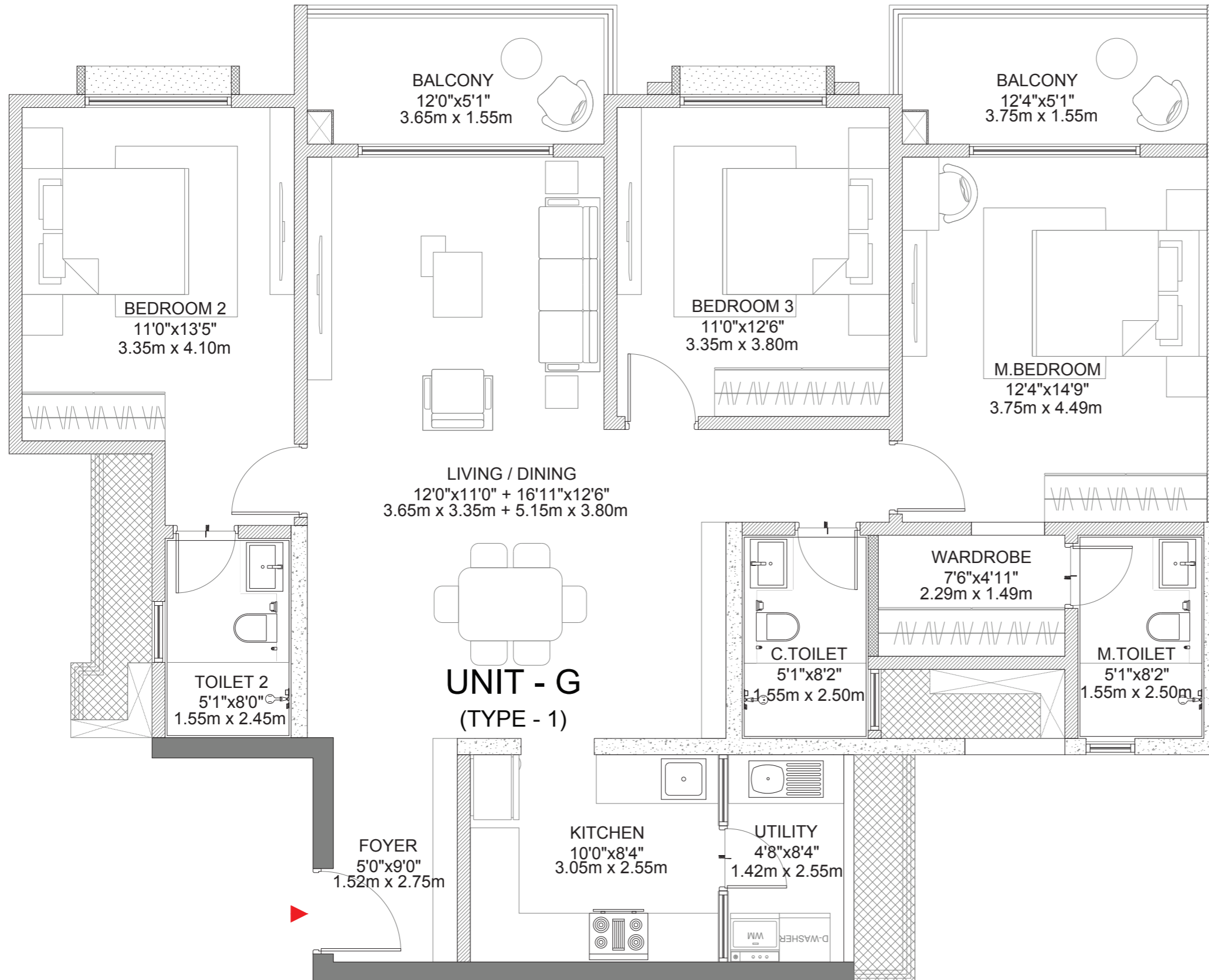
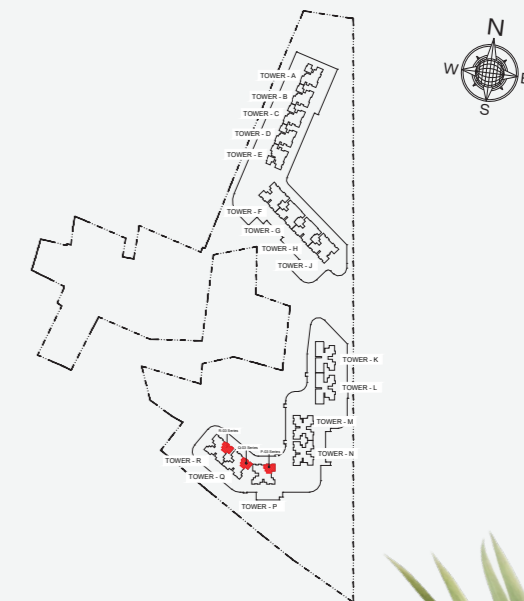
UTILITY AREA  
3.62 Sq. Mts. (38.98 Sq. Ft.)

SALEABLE AREA  
188.81 Sq. Mts. (2032.37 Sq. Ft.)

## UNIT NUMBERS

P-003, P-103, Q-003,  
Q-103, R-003 & R-103

## KEYPLAN



### NOTE:

1. ALL DIMENSIONS MENTIONED ARE STRUCTURE TO STRUCTURE DIMENSIONS AND INCLUDES LEDGES.
2. CARPET AREA IS CALCULATED FROM THE UNFINISHED WALL.
3. CARPET AREA INCLUDES TOILET LEDGE WALLS.
4. BALCONY DIMENSIONS DOESN'T INCLUDE UPSTAND BELOW RAILING.
5. ORIENTATION OF THE ENTRY DOOR VARIES BASED ON THE UNIT'S LOCATION.

1 m<sup>2</sup> = 10.764 Sq. Ft.

# GODREJ VANANTARA

UNIT TYPE	3BHK + 3T
TOWER NO	P, Q & R
BUILDING NUMBER	5
FLOORS	3 <sup>rd</sup> - 32 <sup>nd</sup> Floor

## UNIT - G (TYPE-2)

RERA CARPET AREA  
114.23 Sq. Mts. (1229.59 Sq. Ft.)

BALCONY AREA  
11.47 Sq. Mts. (123.46 Sq. Ft.)

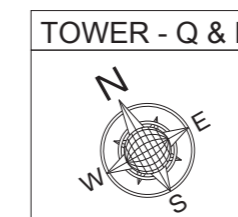
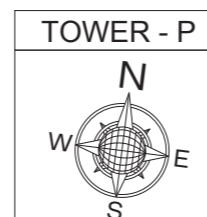
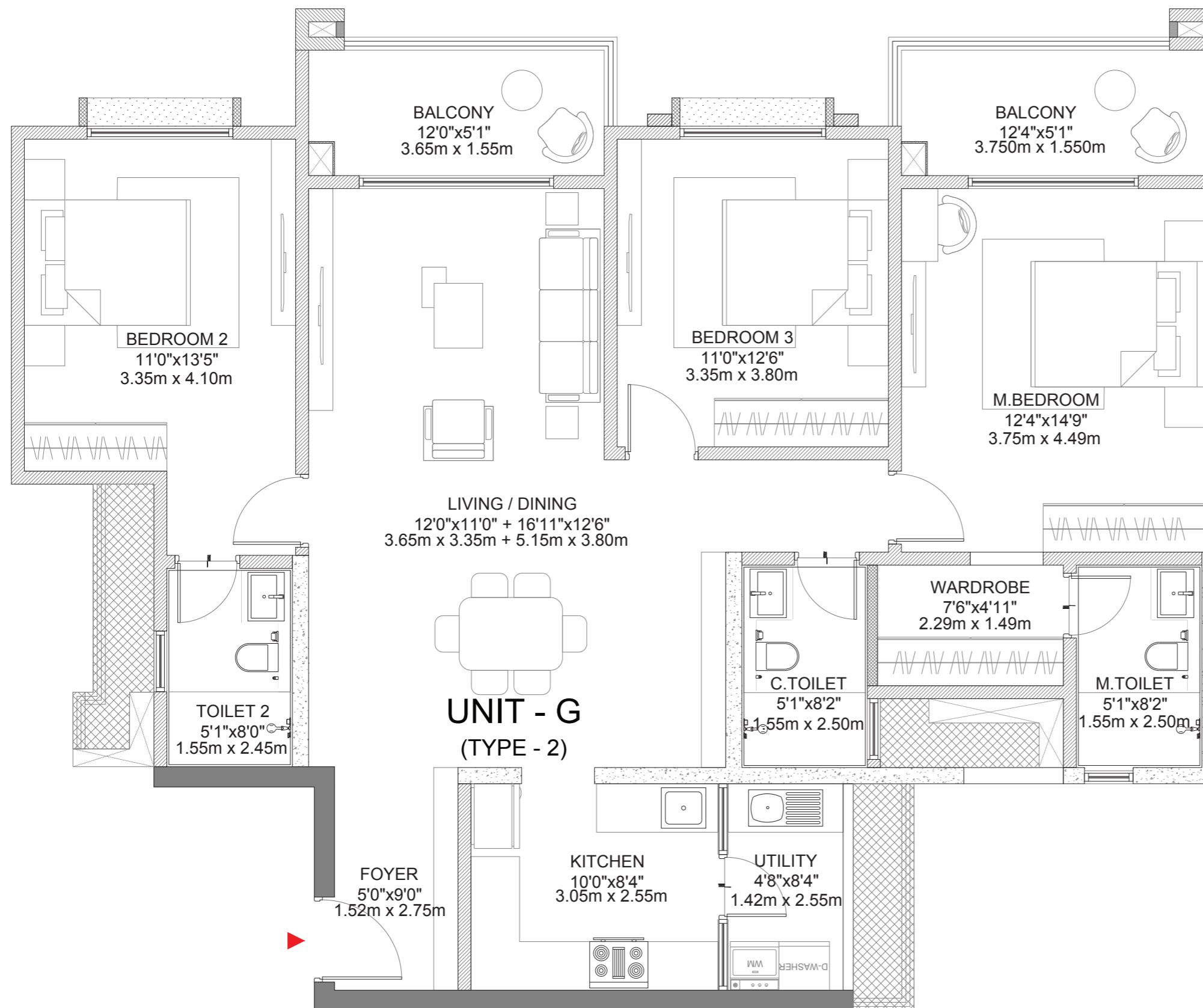
UTILITY AREA  
3.62 Sq. Mts. (38.98 Sq. Ft.)

SALEABLE AREA  
188.81 Sq. Mts. (2032.37 Sq. Ft.)

## UNIT NUMBERS

P-303 - P-3203,  
Q-303 - Q-3203, R-303 - R-3203

## KEYPLAN



### NOTE:

1. ALL DIMENSIONS MENTIONED ARE STRUCTURE TO STRUCTURE DIMENSIONS AND INCLUDES LEDGES.
2. CARPET AREA IS CALCULATED FROM THE UNFINISHED WALL.
3. CARPET AREA INCLUDES TOILET LEDGE WALLS.
4. BALCONY DIMENSIONS DOESN'T INCLUDE UPSTAND BELOW RAILING.
5. ORIENTATION OF THE ENTRY DOOR VARIES BASED ON THE UNIT'S LOCATION.

1 m<sup>2</sup> = 10.764 Sq. Ft.

# GODREJ VANANTARA

UNIT TYPE	3BHK + 3T
TOWER NO	P, Q & R
BUILDING NUMBER	5
FLOORS	GROUND & FIRST

## UNIT - G (TYPE-3)

RERA CARPET AREA  
113.49 Sq. Mts. (1221.55 Sq. Ft.)

BALCONY AREA  
11.47 Sq. Mts. (123.46 Sq. Ft.)

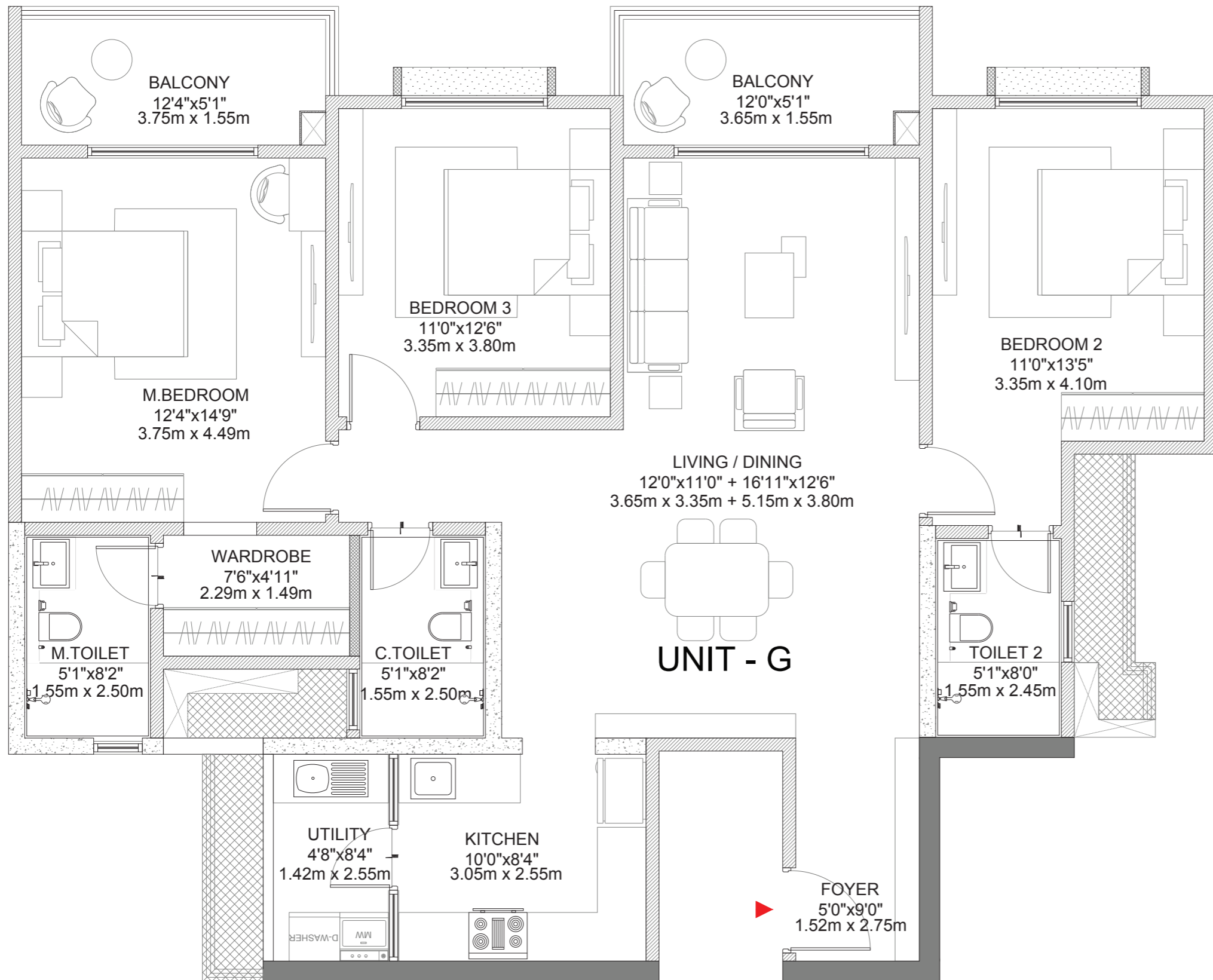
UTILITY AREA  
3.62 Sq. Mts. (38.98 Sq. Ft.)

SALEABLE AREA  
187.72 Sq. Mts. (2020.63 Sq. Ft.)

## UNIT NUMBERS

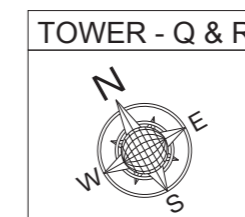
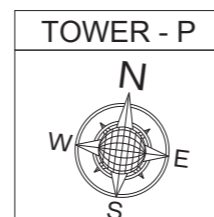
P-002, P-102,  
Q-002, Q-102, R-002 & R-102

## KEYPLAN



### NOTE:

1. ALL DIMENSIONS MENTIONED ARE STRUCTURE TO STRUCTURE DIMENSIONS AND INCLUDES LEDGES.
2. CARPET AREA IS CALCULATED FROM THE UNFINISHED WALL.
3. CARPET AREA INCLUDES TOILET LEDGE WALLS.
4. BALCONY DIMENSIONS DOESN'T INCLUDE UPSTAND BELOW RAILING.
5. ORIENTATION OF THE ENTRY DOOR VARIES BASED ON THE UNIT'S LOCATION.



1 m<sup>2</sup> = 10.764 Sq. Ft.

# GODREJ VANANTARA

UNIT TYPE	3BHK + 3T
TOWER NO	P, Q & R
BUILDING NUMBER	5
FLOORS	3 <sup>rd</sup> - 32 <sup>nd</sup> Floor

## UNIT - G (TYPE-3)

RERA CARPET AREA  
113.49 Sq. Mts. (1221.55 Sq. Ft.)

BALCONY AREA  
11.47 Sq. Mts. (123.46 Sq. Ft.)

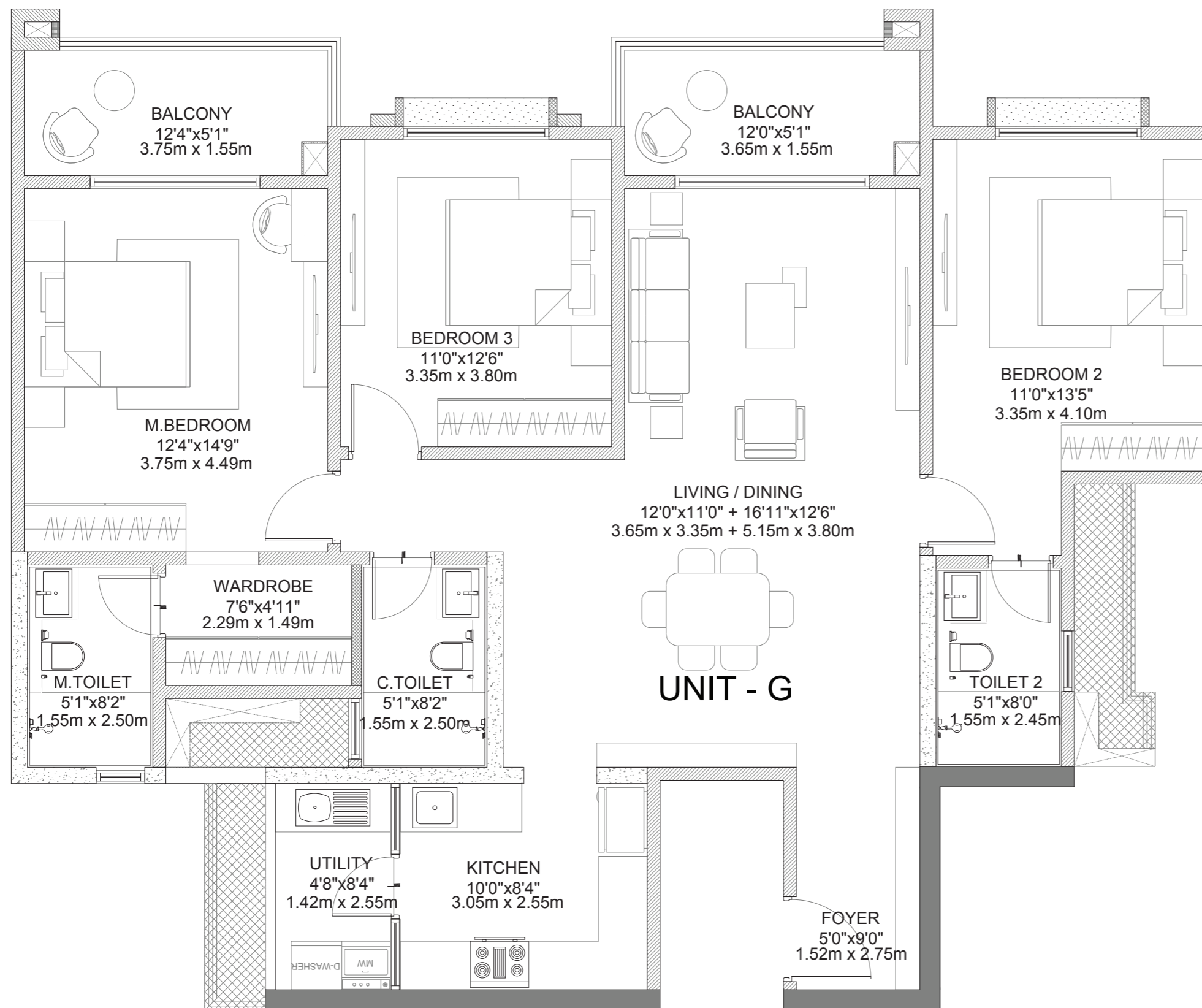
UTILITY AREA  
3.62 Sq. Mts. (38.98 Sq. Ft.)

SALEABLE AREA  
187.72 Sq. Mts. (2020.63 Sq. Ft.)

## UNIT NUMBERS

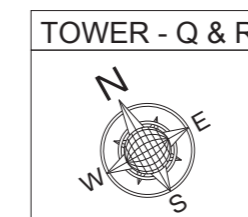
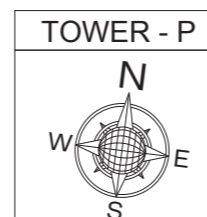
P-302 - P-3202,  
Q-302 - Q-3202, R-302 - R-3202

## KEYPLAN



### NOTE:

1. ALL DIMENSIONS MENTIONED ARE STRUCTURE TO STRUCTURE DIMENSIONS AND INCLUDES LEDGES.
2. CARPET AREA IS CALCULATED FROM THE UNFINISHED WALL.
3. CARPET AREA INCLUDES TOILET LEDGE WALLS.
4. BALCONY DIMENSIONS DOESN'T INCLUDE UPSTAND BELOW RAILING.
5. ORIENTATION OF THE ENTRY DOOR VARIES BASED ON THE UNIT'S LOCATION.



1 m<sup>2</sup> = 10.764 Sq. Ft.

# GODREJ VANANTARA

UNIT TYPE	2BHK+2T
TOWER NO	A
BUILDING NUMBER	1
FLOORS	SECOND FLOOR

## UNIT - A (TYPE-10 SF)

RERA CARPET AREA  
69.46 Sq. Mts. (747.62 Sq. Ft.)

BALCONY AREA  
4.69 Sq. Mts. (50.48 Sq. Ft.)

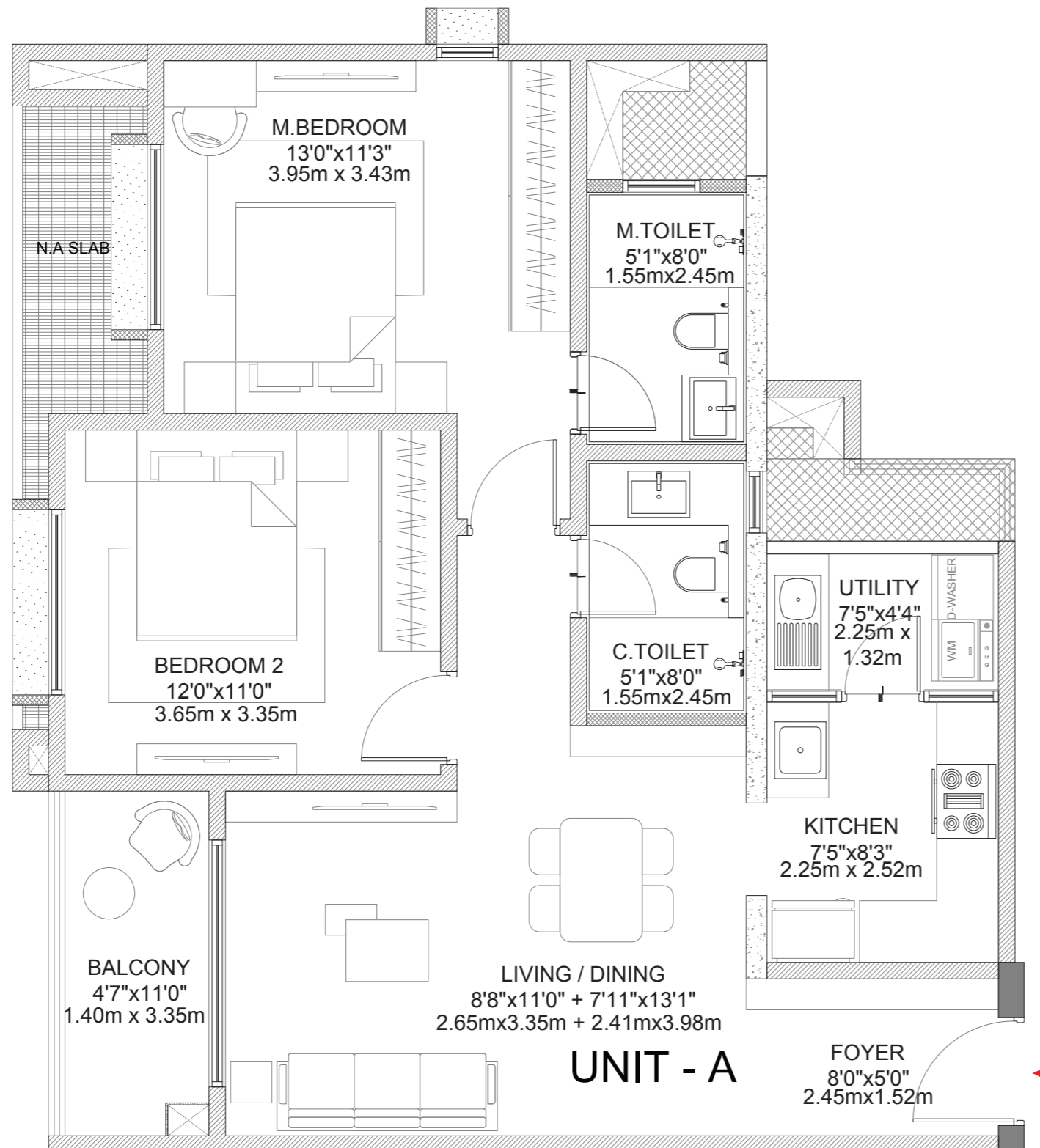
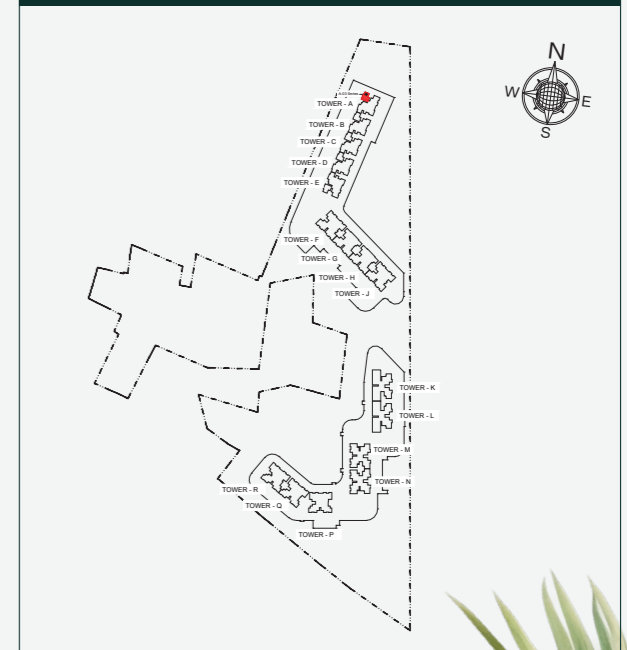
UTILITY AREA  
3.23 Sq. Mts. (34.81 Sq. Ft.)

SALEABLE AREA  
112.98 Sq. Mts. (1216.06 Sq. Ft.)

## UNIT NUMBERS

A-203

## KEYPLAN



### NOTE:

1. ALL DIMENSIONS MENTIONED ARE STRUCTURE TO STRUCTURE DIMENSIONS AND INCLUDES LEDGES.
2. CARPET AREA IS CALCULATED FROM THE UNFINISHED WALL.
3. CARPET AREA INCLUDES TOILET LEDGE WALLS.
4. BALCONY DIMENSIONS DOESN'T INCLUDE UPSTAND BELOW RAILING.
5. ORIENTATION OF THE ENTRY DOOR VARIES BASED ON THE UNIT'S LOCATION.



1 m<sup>2</sup> = 10.764 Sq. Ft.

# GODREJ VANANTARA

UNIT TYPE	2BHK+2T
TOWER NO	A & C
BUILDING NUMBER	1
FLOORS	SECOND FLOOR

## UNIT - A (TYPE-11 SF)

RERA CARPET AREA  
69.46 Sq. Mts. (747.62 Sq. Ft.)

BALCONY AREA  
4.69 Sq. Mts. (50.48 Sq. Ft.)

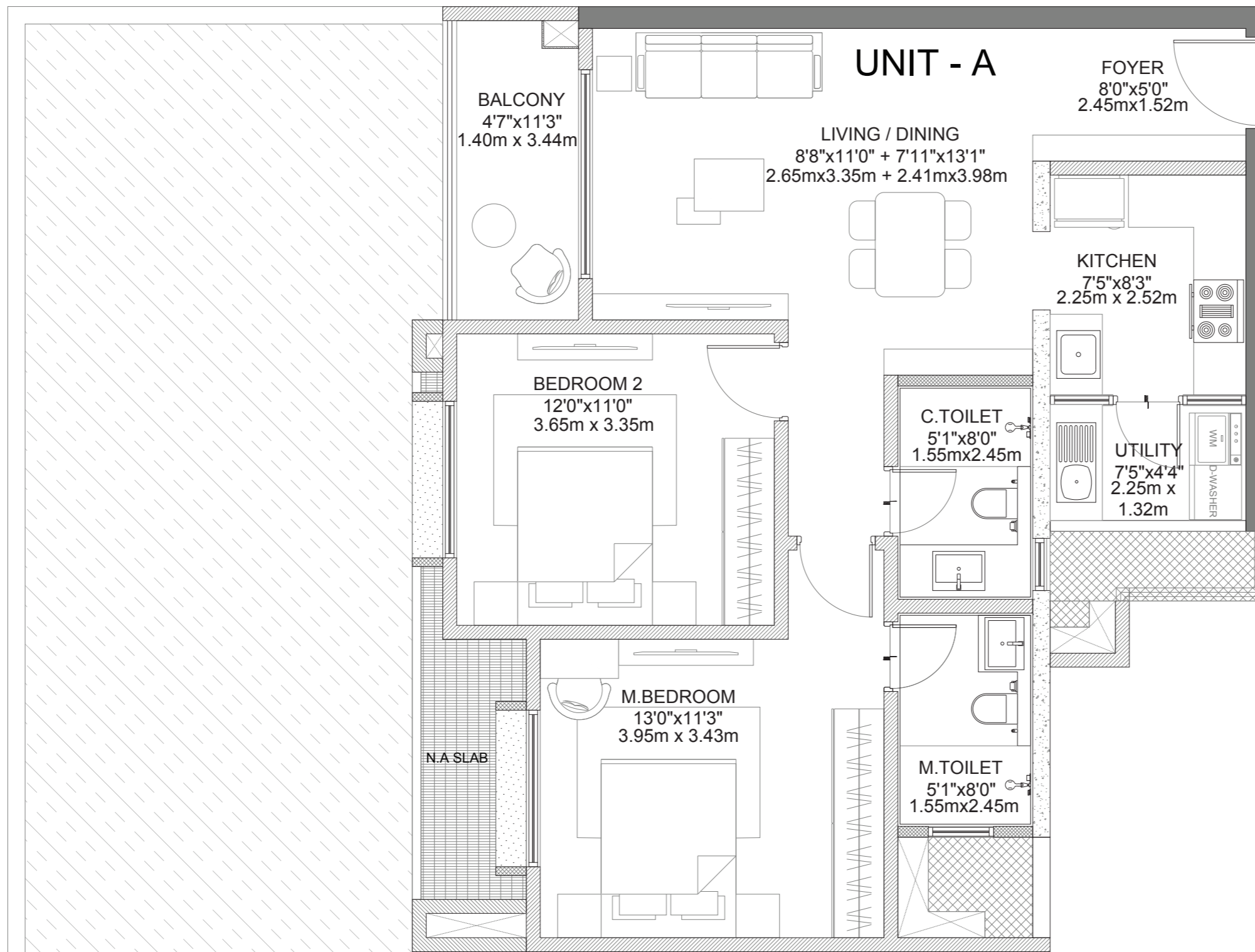
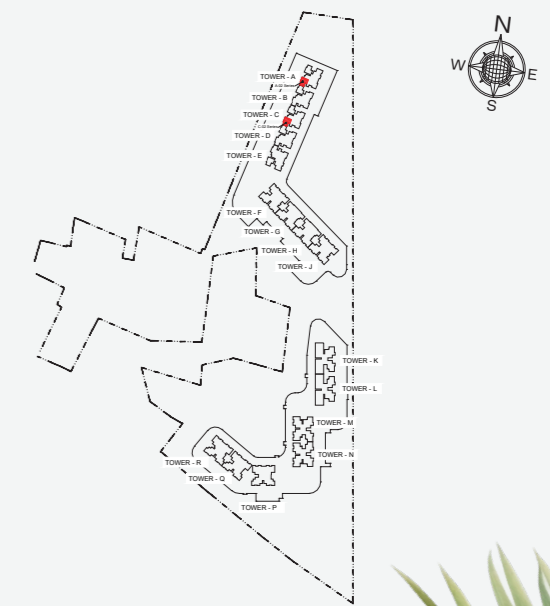
UTILITY AREA  
3.23 Sq. Mts. (34.81 Sq. Ft.)

SALEABLE AREA  
112.98 Sq. Mts. (1216.06 Sq. Ft.)

## UNIT NUMBERS

A-202 & C-202

## KEYPLAN



### NOTE:

1. ALL DIMENSIONS MENTIONED ARE STRUCTURE TO STRUCTURE DIMENSIONS AND INCLUDES LEDGES.
2. CARPET AREA IS CALCULATED FROM THE UNFINISHED WALL.
3. CARPET AREA INCLUDES TOILET LEDGE WALLS.
4. BALCONY DIMENSIONS DOESN'T INCLUDE UPSTAND BELOW RAILING.
5. ORIENTATION OF THE ENTRY DOOR VARIES BASED ON THE UNIT'S LOCATION.



1 m<sup>2</sup> = 10.764 Sq. Ft.

# GODREJ VANANTARA

UNIT TYPE	2BHK+2T
TOWER NO	B & D
BUILDING NUMBER	1
FLOORS	SECOND FLOOR

## UNIT - A (TYPE-12 SF)

RERA CARPET AREA  
69.46 Sq. Mts. (747.62 Sq. Ft.)

BALCONY AREA  
4.69 Sq. Mts. (50.48 Sq. Ft.)

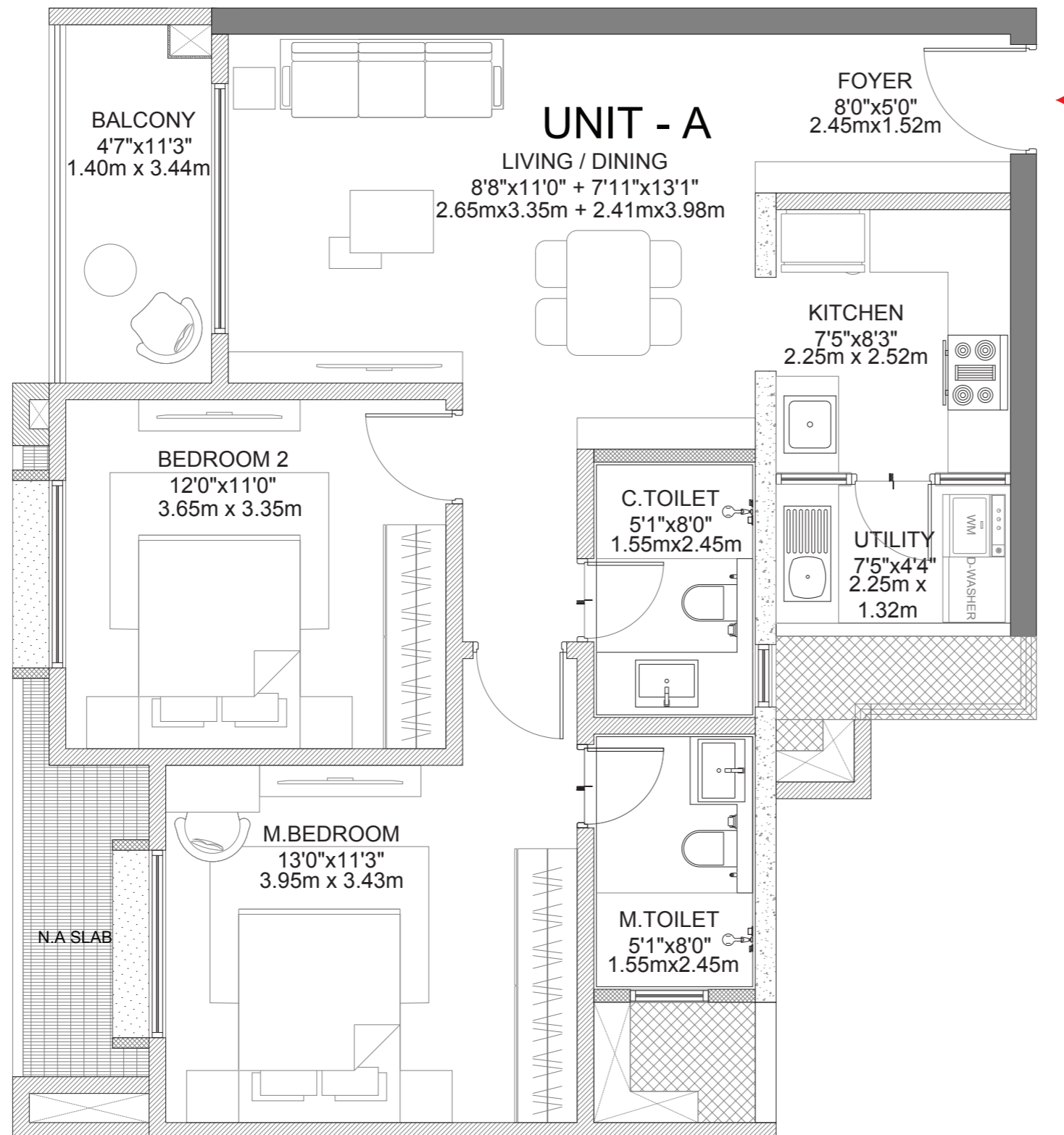
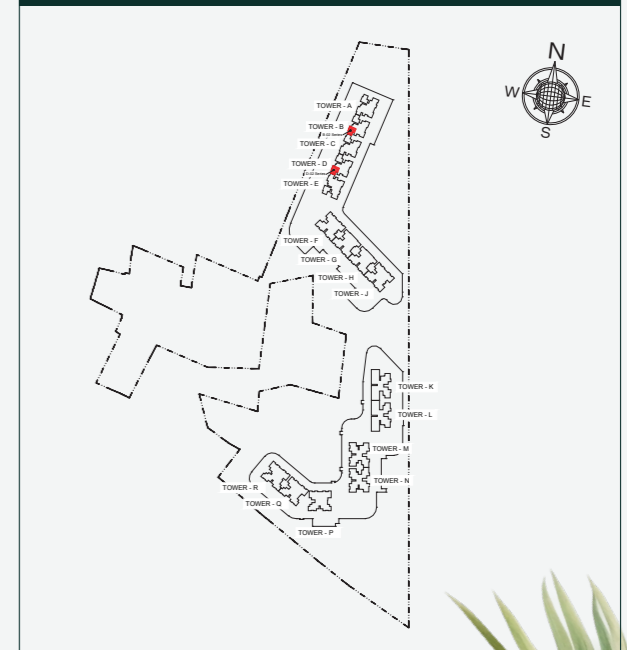
UTILITY AREA  
3.23 Sq. Mts. (34.81 Sq. Ft.)

SALEABLE AREA  
112.98 Sq. Mts. (1216.06 Sq. Ft.)

## UNIT NUMBERS

B-202 & D-202

## KEYPLAN



### NOTE:

1. ALL DIMENSIONS MENTIONED ARE STRUCTURE TO STRUCTURE DIMENSIONS AND INCLUDES LEDGES.
2. CARPET AREA IS CALCULATED FROM THE UNFINISHED WALL.
3. CARPET AREA INCLUDES TOILET LEDGE WALLS.
4. BALCONY DIMENSIONS DOESN'T INCLUDE UPSTAND BELOW RAILING.
5. ORIENTATION OF THE ENTRY DOOR VARIES BASED ON THE UNIT'S LOCATION.



1 m<sup>2</sup> = 10.764 Sq. Ft.

# GODREJ VANANTARA

UNIT TYPE	2BHK+2T
TOWER NO	B & D
BUILDING NUMBER	1
FLOORS	SECOND FLOOR

## UNIT - A (TYPE-13 SF)

RERA CARPET AREA  
69.46 Sq. Mts. (747.62 Sq. Ft.)

BALCONY AREA  
4.69 Sq. Mts. (50.48 Sq. Ft.)

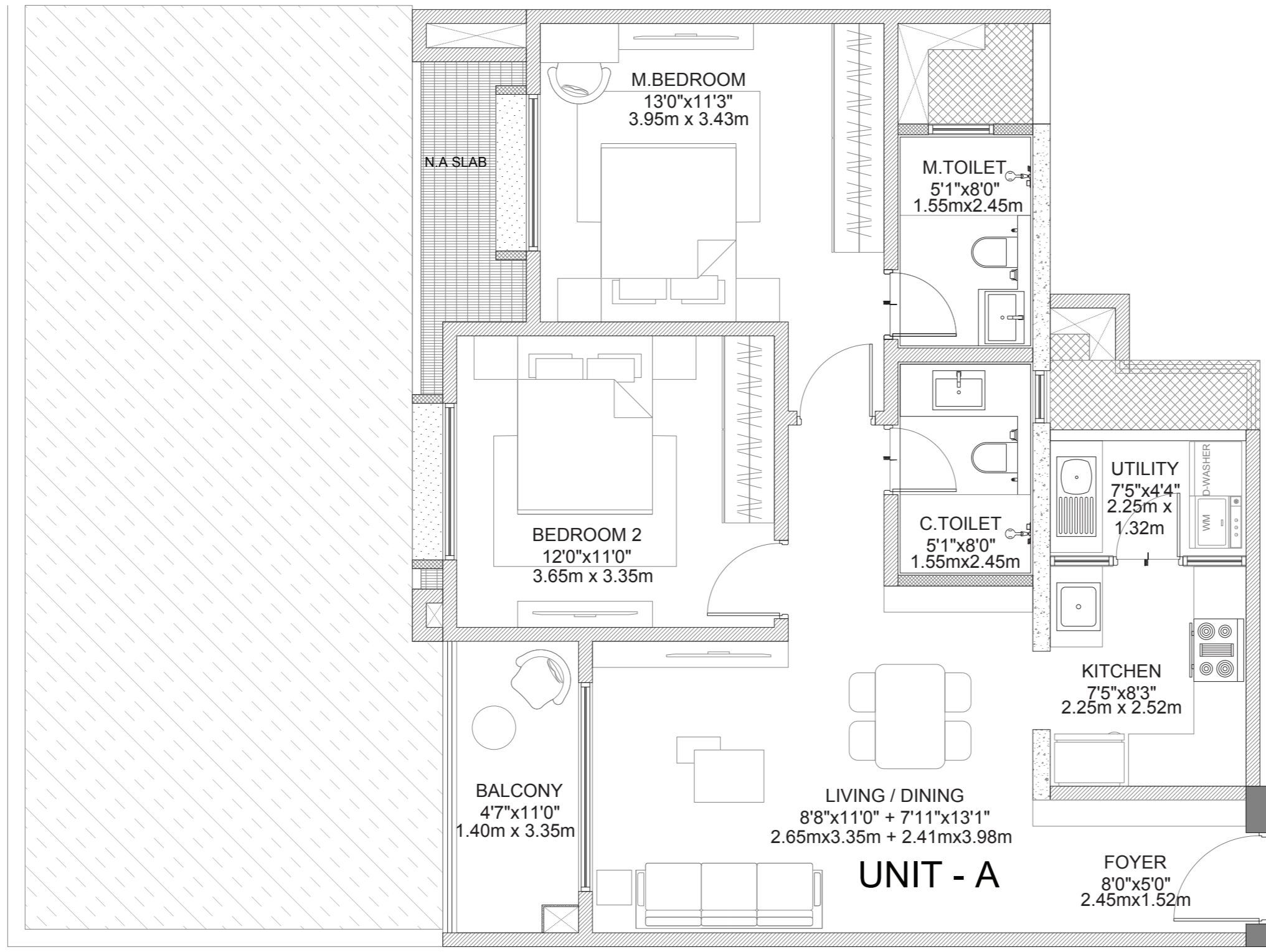
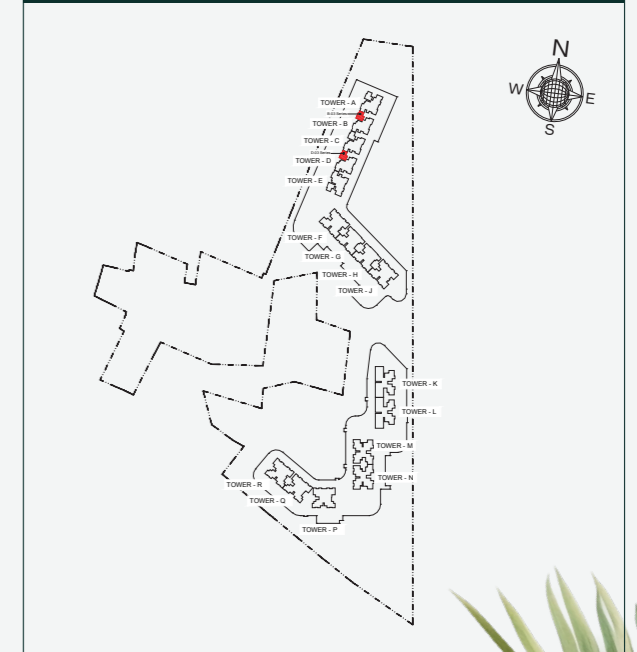
UTILITY AREA  
3.23 Sq. Mts. (34.81 Sq. Ft.)

SALEABLE AREA  
112.98 Sq. Mts. (1216.06 Sq. Ft.)

## UNIT NUMBERS

B-203 & D-203

## KEYPLAN



- NOTE:**
1. ALL DIMENSIONS MENTIONED ARE STRUCTURE TO STRUCTURE DIMENSIONS AND INCLUDES LEDGES.
  2. CARPET AREA IS CALCULATED FROM THE UNFINISHED WALL.
  3. CARPET AREA INCLUDES TOILET LEDGE WALLS.
  4. BALCONY DIMENSIONS DOESN'T INCLUDE UPST AND BELOW RAILING.
  5. ORIENTATION OF THE ENTRY DOOR VARIES BASED ON THE UNIT'S LOCATION.



# GODREJ VANANTARA

UNIT TYPE	2BHK+2T
TOWER NO	C
BUILDING NUMBER	1
FLOORS	SECOND FLOOR

## UNIT - A (TYPE-14 SF)

RERA CARPET AREA  
69.46 Sq. Mts. (747.62 Sq. Ft.)

BALCONY AREA  
4.69 Sq. Mts. (50.48 Sq. Ft.)

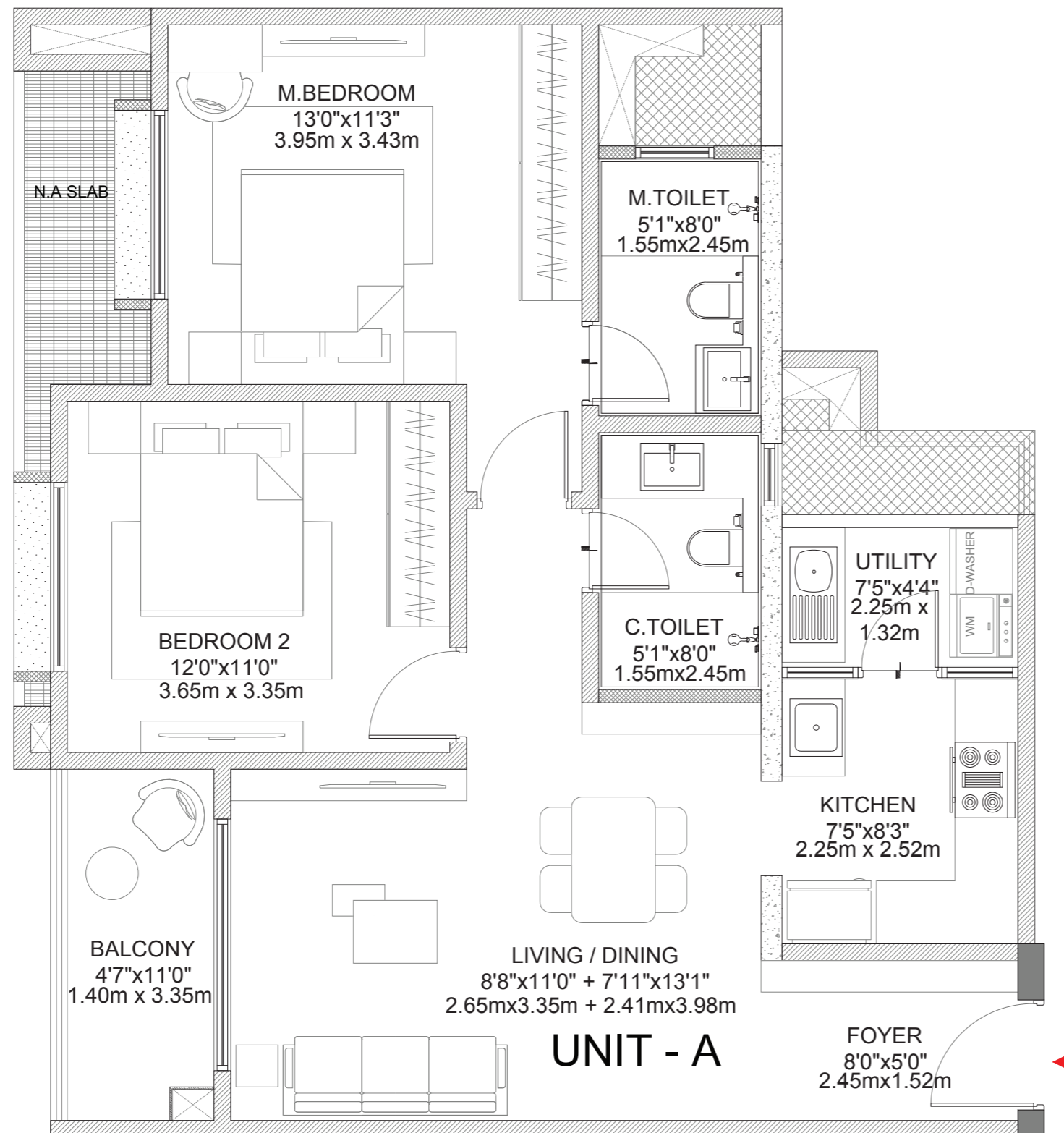
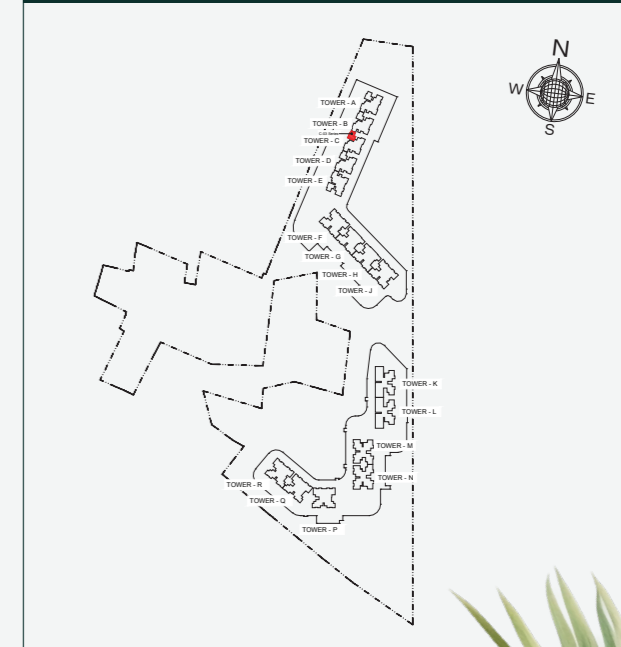
UTILITY AREA  
3.23 Sq. Mts. (34.81 Sq. Ft.)

SALEABLE AREA  
112.98 Sq. Mts. (1216.06 Sq. Ft.)

## UNIT NUMBERS

C-203

## KEYPLAN



### NOTE:

1. ALL DIMENSIONS MENTIONED ARE STRUCTURE TO STRUCTURE DIMENSIONS AND INCLUDES LEDGES.
2. CARPET AREA IS CALCULATED FROM THE UNFINISHED WALL.
3. CARPET AREA INCLUDES TOILET LEDGE WALLS.
4. BALCONY DIMENSIONS DOESN'T INCLUDE UPSTAND BELOW RAILING.
5. ORIENTATION OF THE ENTRY DOOR VARIES BASED ON THE UNIT'S LOCATION.



1 m<sup>2</sup>= 10.764 Sq. Ft.

# GODREJ VANANTARA

UNIT TYPE	2BHK+2T
TOWER NO	E
BUILDING NUMBER	1
FLOORS	SECOND FLOOR

## UNIT - A (TYPE-15 SF)

RERA CARPET AREA  
69.46 Sq. Mts. (747.62 Sq. Ft.)

BALCONY AREA  
4.69 Sq. Mts. (50.48 Sq. Ft.)

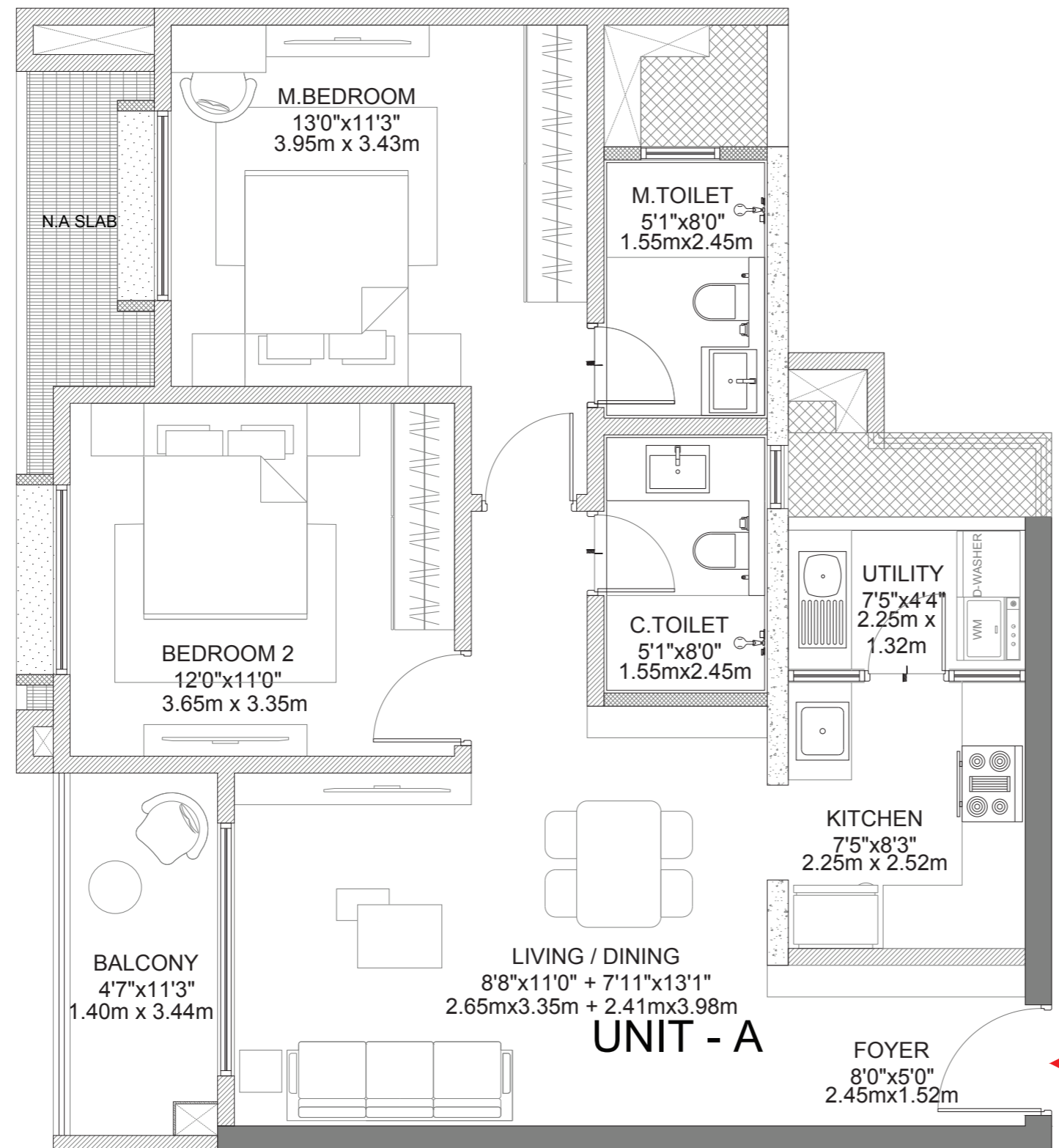
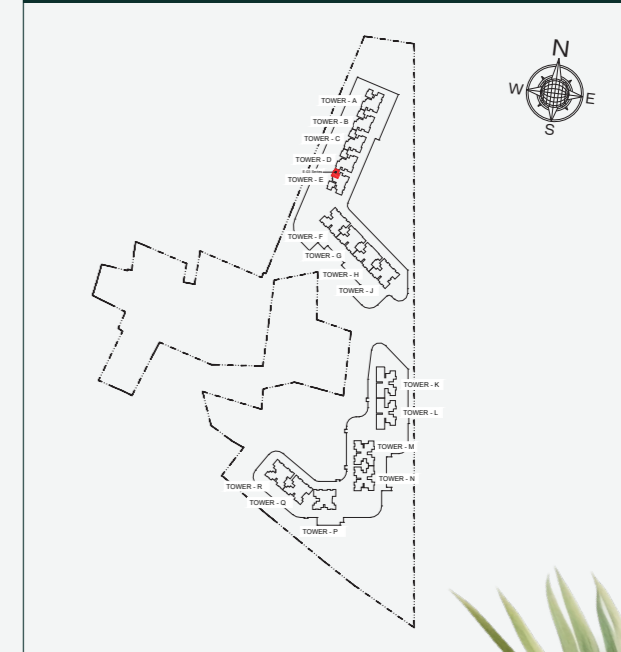
UTILITY AREA  
3.23 Sq. Mts. (34.81 Sq. Ft.)

SALEABLE AREA  
112.98 Sq. Mts. (1216.06 Sq. Ft.)

## UNIT NUMBERS

E-203

## KEYPLAN



- NOTE:**
1. ALL DIMENSIONS MENTIONED ARE STRUCTURE TO STRUCTURE DIMENSIONS AND INCLUDES LEDGES.
  2. CARPET AREA IS CALCULATED FROM THE UNFINISHED WALL.
  3. CARPET AREA INCLUDES TOILET LEDGE WALLS.
  4. BALCONY DIMENSIONS DOESN'T INCLUDE UPSTAND BELOW RAILING.
  5. ORIENTATION OF THE ENTRY DOOR VARIES BASED ON THE UNIT'S LOCATION.



1 m<sup>2</sup> = 10.764 Sq. Ft.

# GODREJ VANANTARA

UNIT TYPE	2BHK+2T
TOWER NO	E
BUILDING NUMBER	1
FLOORS	SECOND FLOOR

## UNIT - A (TYPE-16 SF)

RERA CARPET AREA  
69.46 Sq. Mts. (747.62 Sq. Ft.)

BALCONY AREA  
4.69 Sq. Mts. (50.48 Sq. Ft.)

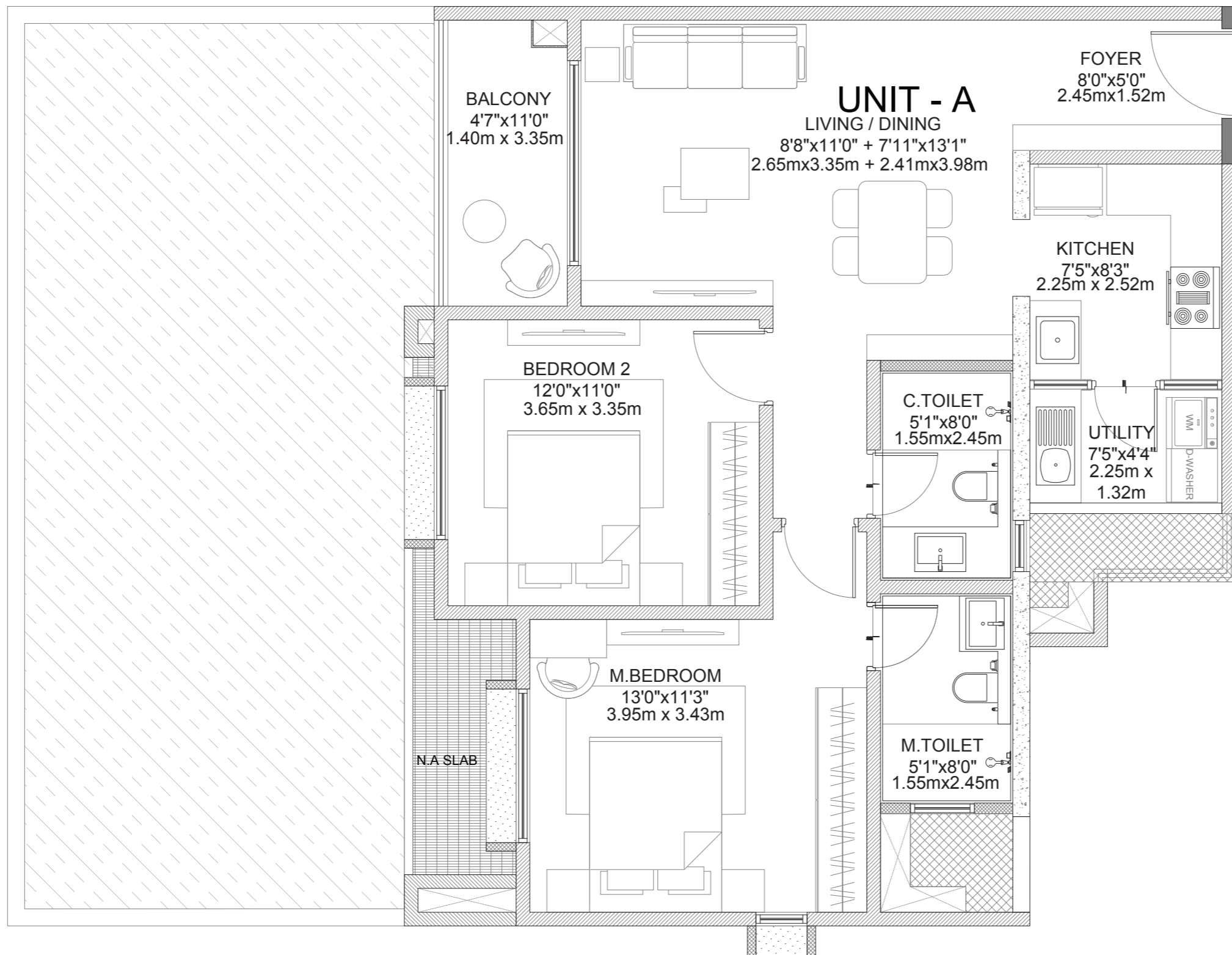
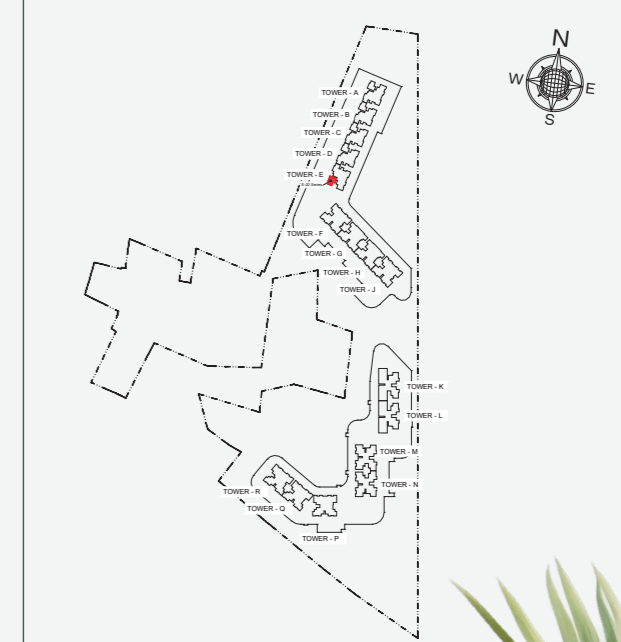
UTILITY AREA  
3.23 Sq. Mts. (34.81 Sq. Ft.)

SALEABLE AREA  
112.98 Sq. Mts. (1216.06 Sq. Ft.)

## UNIT NUMBERS

E-202

## KEYPLAN



### NOTE:

1. ALL DIMENSIONS MENTIONED ARE STRUCTURE TO STRUCTURE DIMENSIONS AND INCLUDES LEDGES.
2. CARPET AREA IS CALCULATED FROM THE UNFINISHED WALL.
3. CARPET AREA INCLUDES TOILET LEDGE WALLS.
4. BALCONY DIMENSIONS DOESN'T INCLUDE UPSTAND BELOW RAILING.
5. ORIENTATION OF THE ENTRY DOOR VARIES BASED ON THE UNIT'S LOCATION.



1 m<sup>2</sup> = 10.764 Sq. Ft.

# GODREJ VANANTARA

UNIT TYPE	2BHK+2T
TOWER NO	A, B, C & D
BUILDING NUMBER	1
FLOORS	SECOND FLOOR

## UNIT - B (TYPE-7 SF)

RERA CARPET AREA  
73.44 Sq. Mts. (790.53 Sq. Ft.)

BALCONY AREA  
5.73 Sq. Mts. (61.66 Sq. Ft.)

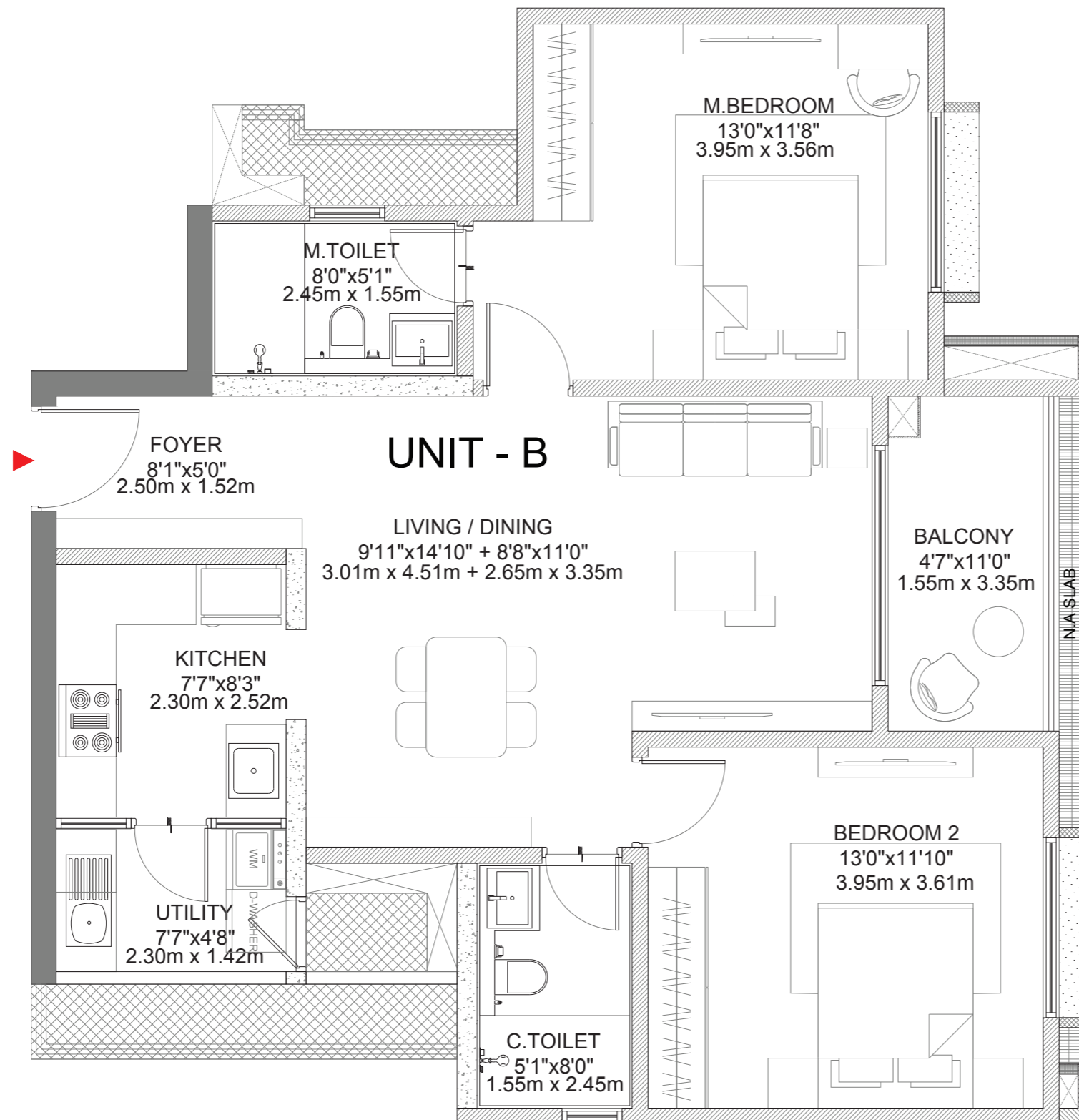
UTILITY AREA  
3.27 Sq. Mts. (35.16 Sq. Ft.)

SALEABLE AREA  
120.36 Sq. Mts. (1295.52 Sq. Ft.)

## UNIT NUMBERS

A-201, B-201, C-201 & D-201

## KEYPLAN



### NOTE:

1. ALL DIMENSIONS MENTIONED ARE STRUCTURE TO STRUCTURE DIMENSIONS AND INCLUDES LEDGES.
2. CARPET AREA IS CALCULATED FROM THE UNFINISHED WALL.
3. CARPET AREA INCLUDES TOILET LEDGE WALLS.
4. BALCONY DIMENSIONS DOESN'T INCLUDE UPSTAND BELOW RAILING.
5. ORIENTATION OF THE ENTRY DOOR VARIES BASED ON THE UNIT'S LOCATION.



1 m<sup>2</sup> = 10.764 Sq. Ft.

# GODREJ VANANTARA

UNIT TYPE	2BHK+2T
TOWER NO	B, C & D
BUILDING NUMBER	1
FLOORS	SECOND FLOOR

## UNIT - B (TYPE-8 SF)

RERA CARPET AREA  
73.44 Sq. Mts. (790.53 Sq. Ft.)

BALCONY AREA  
5.73 Sq. Mts. (61.66 Sq. Ft.)

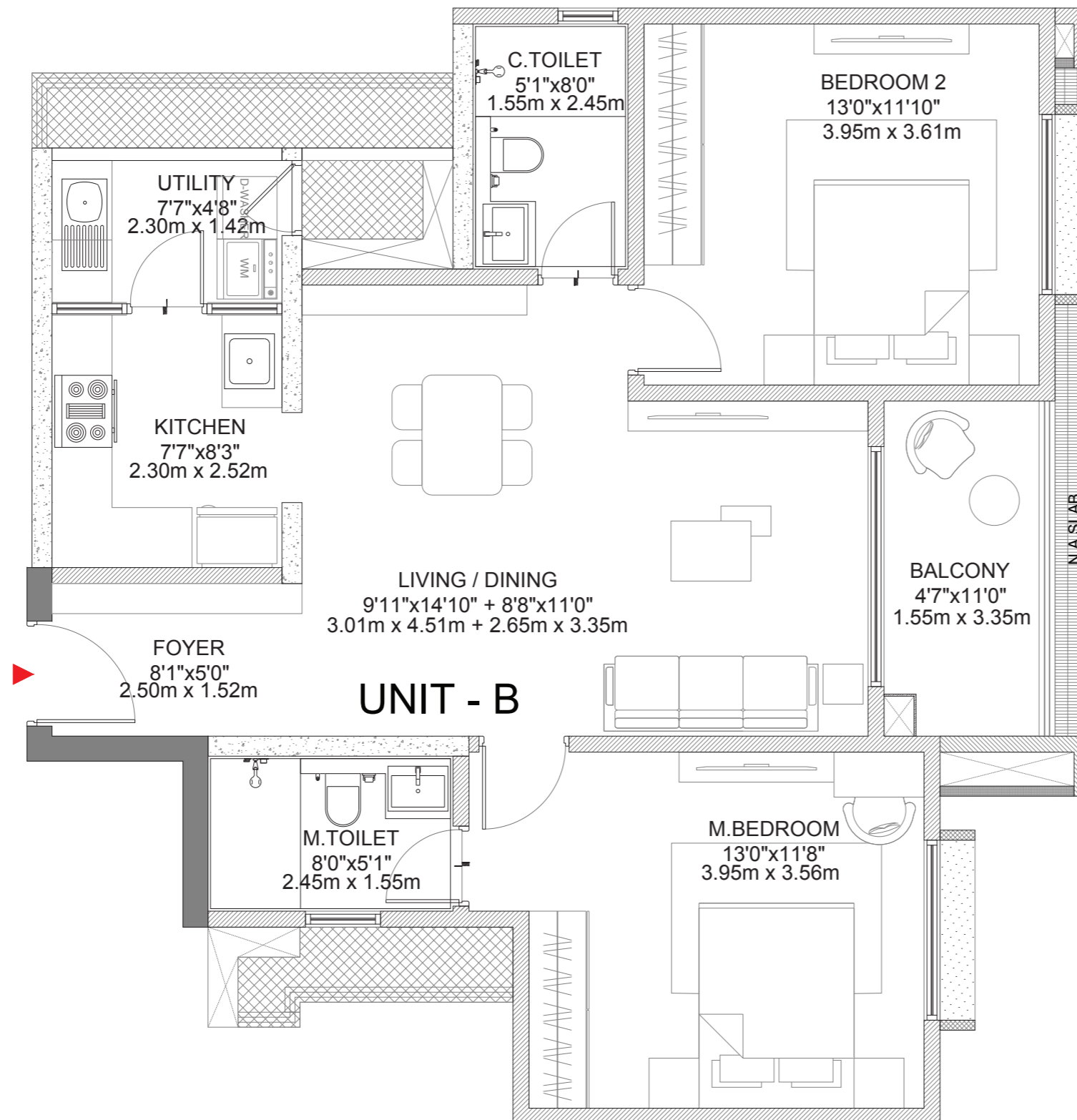
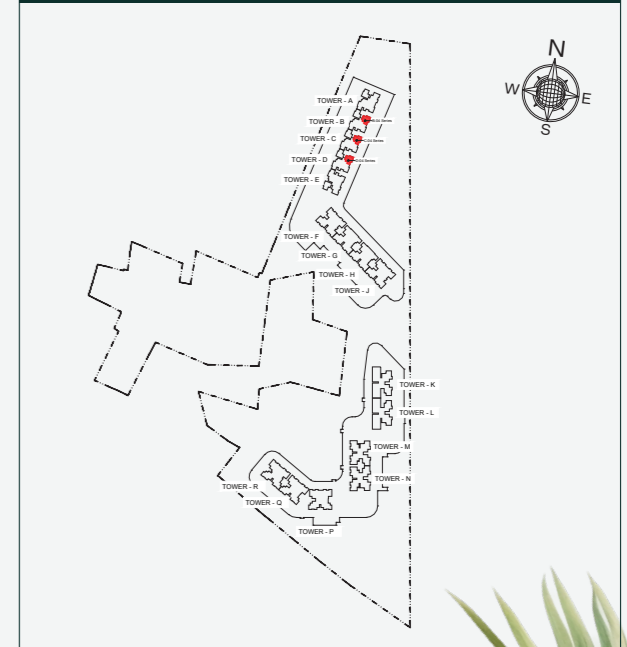
UTILITY AREA  
3.27 Sq. Mts. (35.16 Sq. Ft.)

SALEABLE AREA  
120.36 Sq. Mts. (1295.52 Sq. Ft.)

## UNIT NUMBERS

B-204, C-204 & D-204

## KEYPLAN



### NOTE:

1. ALL DIMENSIONS MENTIONED ARE STRUCTURE TO STRUCTURE DIMENSIONS AND INCLUDES LEDGES.
2. CARPET AREA IS CALCULATED FROM THE UNFINISHED WALL.
3. CARPET AREA INCLUDES TOILET LEDGE WALLS.
4. BALCONY DIMENSIONS DOESN'T INCLUDE UPSTAND BELOW RAILING.
5. ORIENTATION OF THE ENTRY DOOR VARIES BASED ON THE UNIT'S LOCATION.



1 m<sup>2</sup> = 10.764 Sq. Ft.

# GODREJ VANANTARA

UNIT TYPE	2BHK+2T
TOWER NO	E
BUILDING NUMBER	1
FLOORS	SECOND FLOOR

## UNIT - B (TYPE-9 SF)

RERA CARPET AREA  
73.44 Sq. Mts. (790.53 Sq. Ft.)

BALCONY AREA  
5.73 Sq. Mts. (61.66 Sq. Ft.)

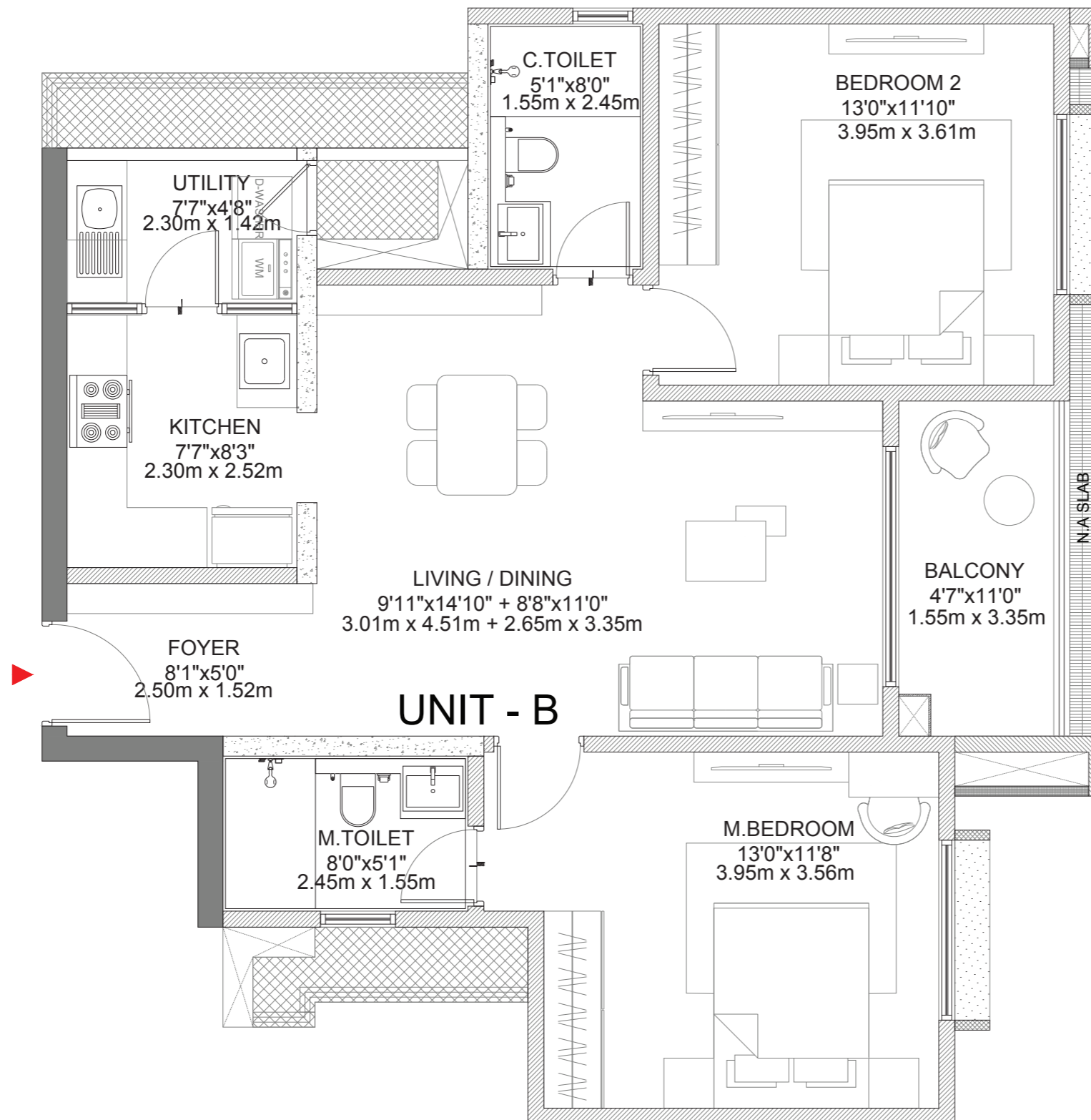
UTILITY AREA  
3.27 Sq. Mts. (35.16 Sq. Ft.)

SALEABLE AREA  
120.36 Sq. Mts. (1295.52 Sq. Ft.)

## UNIT NUMBERS

E-204

## KEYPLAN



### NOTE:

1. ALL DIMENSIONS MENTIONED ARE STRUCTURE TO STRUCTURE DIMENSIONS AND INCLUDES LEDGES.
2. CARPET AREA IS CALCULATED FROM THE UNFINISHED WALL.
3. CARPET AREA INCLUDES TOILET LEDGE WALLS.
4. BALCONY DIMENSIONS DOESN'T INCLUDE UPSTAND BELOW RAILING.
5. ORIENTATION OF THE ENTRY DOOR VARIES BASED ON THE UNIT'S LOCATION.



1 m<sup>2</sup> = 10.764 Sq. Ft.

# GODREJ VANANTARA

UNIT TYPE	3BHK+3T
TOWER NO	A
BUILDING NUMBER	1
FLOORS	SECOND FLOOR

## UNIT - D (TYPE-9 SF)

RERA CARPET AREA  
107.84 Sq. Mts. (1160.82 Sq. Ft.)

BALCONY AREA  
10.22 Sq. Mts. (110.01 Sq. Ft.)

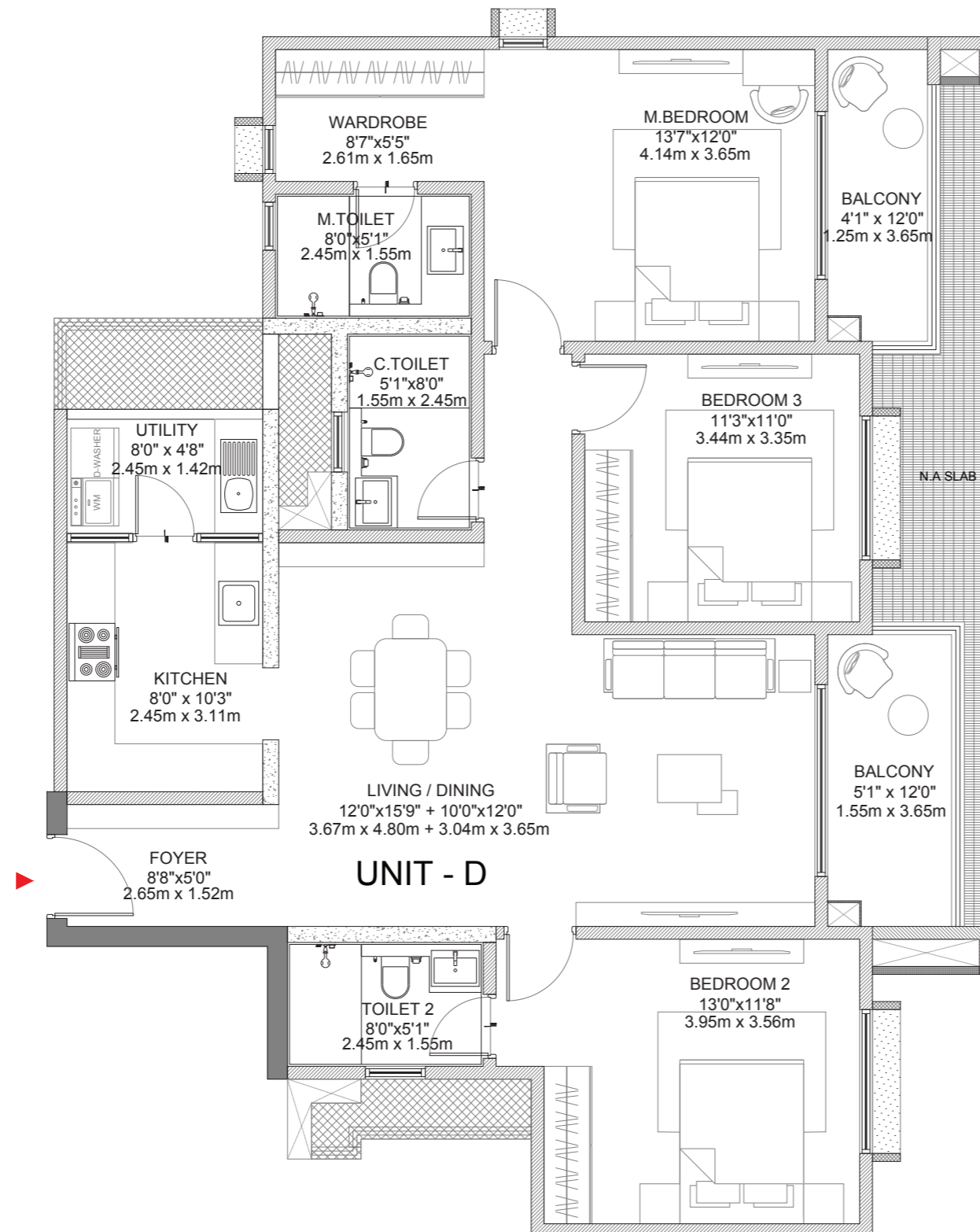
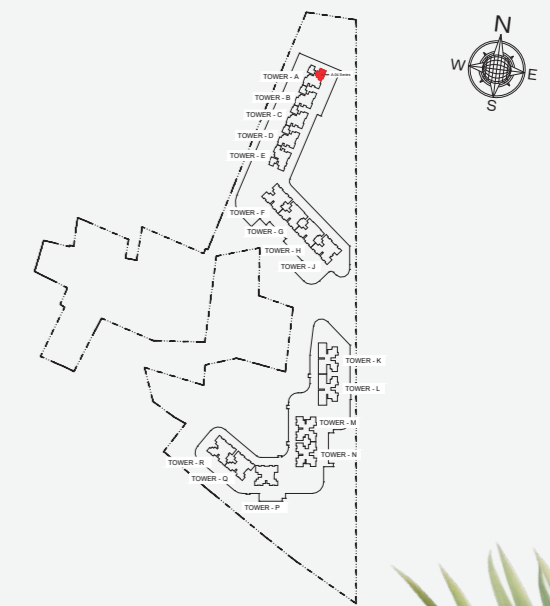
UTILITY AREA  
3.48 Sq. Mts. (37.45 Sq. Ft.)

SALEABLE AREA  
177.45 Sq. Mts. (1910.09 Sq. Ft.)

## UNIT NUMBERS

A-204

## KEYPLAN



### NOTE:

1. ALL DIMENSIONS MENTIONED ARE STRUCTURE TO STRUCTURE DIMENSIONS AND INCLUDES LEDGES.
2. CARPET AREA IS CALCULATED FROM THE UNFINISHED WALL.
3. CARPET AREA INCLUDES TOILET LEDGE WALLS.
4. BALCONY DIMENSIONS DOESN'T INCLUDE UPSTAND BELOW RAILING.
5. ORIENTATION OF THE ENTRY DOOR VARIES BASED ON THE UNIT'S LOCATION.



1 m<sup>2</sup> = 10.764 Sq. Ft.

# GODREJ VANANTARA

UNIT TYPE	3BHK+3T
TOWER NO	E
BUILDING NUMBER	1
FLOORS	SECOND FLOOR

## UNIT - D (TYPE-10 SF)

RERA CARPET AREA  
107.84 Sq. Mts. (1160.82 Sq. Ft.)

BALCONY AREA  
10.22 Sq. Mts. (110.01 Sq. Ft.)

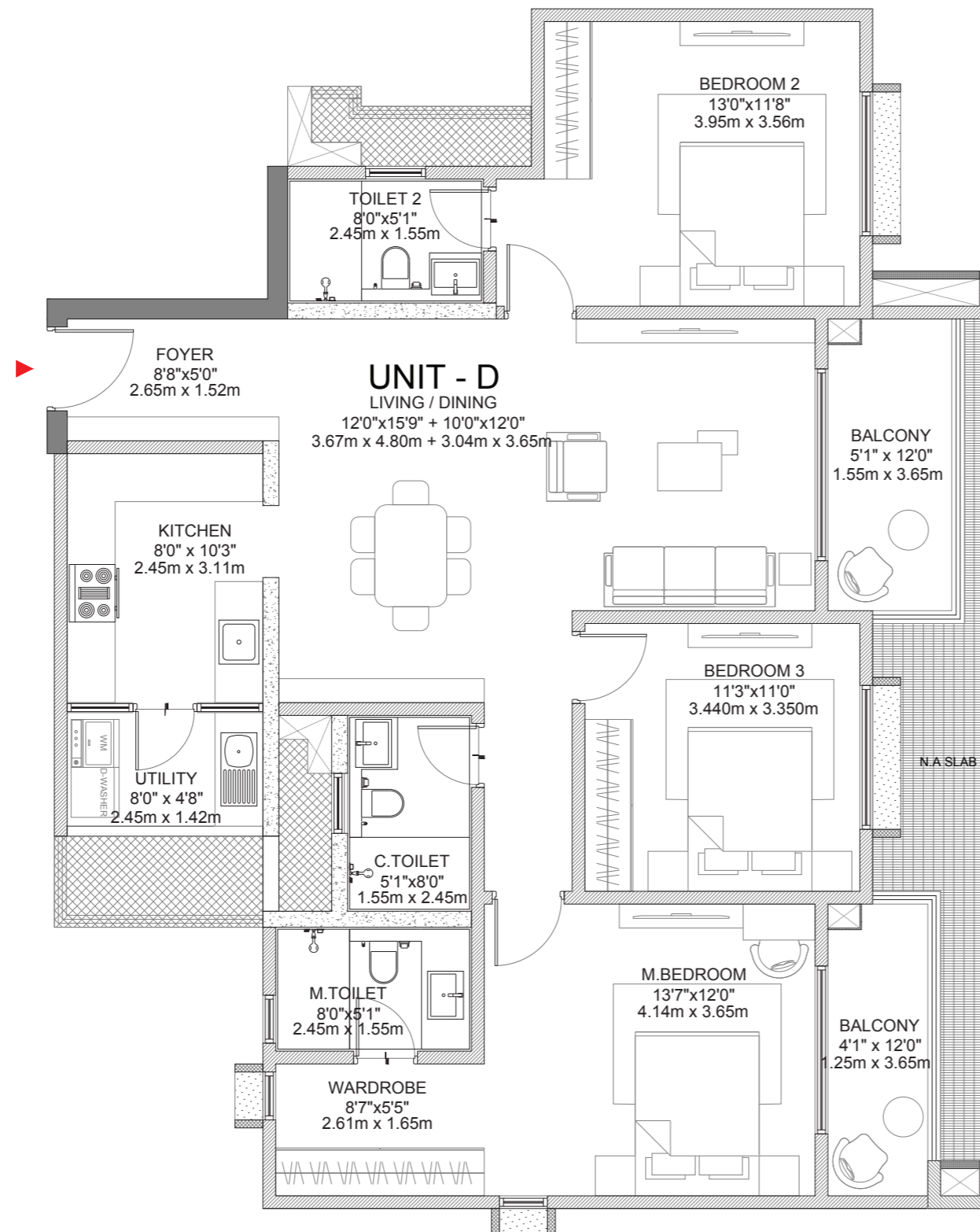
UTILITY AREA  
3.48 Sq. Mts. (37.45 Sq. Ft.)

SALEABLE AREA  
177.45 Sq. Mts. (1910.09 Sq. Ft.)

## UNIT NUMBERS

E-201

## KEYPLAN



### NOTE:

1. ALL DIMENSIONS MENTIONED ARE STRUCTURE TO STRUCTURE DIMENSIONS AND INCLUDES LEDGES.
2. CARPET AREA IS CALCULATED FROM THE UNFINISHED WALL.
3. CARPET AREA INCLUDES TOILET LEDGE WALLS.
4. BALCONY DIMENSIONS DOESN'T INCLUDE UPSTAND BELOW RAILING.
5. ORIENTATION OF THE ENTRY DOOR VARIES BASED ON THE UNIT'S LOCATION.



1 m<sup>2</sup> = 10.764 Sq. Ft.

# GODREJ VANANTARA

UNIT TYPE	3BHK+3T
TOWER NO	F & J
BUILDING NUMBER	2
FLOORS	SECOND FLOOR

## UNIT D (TYPE 11 SF)

RERA CARPET AREA  
109.03Sq. Mts. (1173.63 Sq. Ft.)

BALCONY AREA  
11.32 Sq. Mts. (121.79 Sq. Ft.)

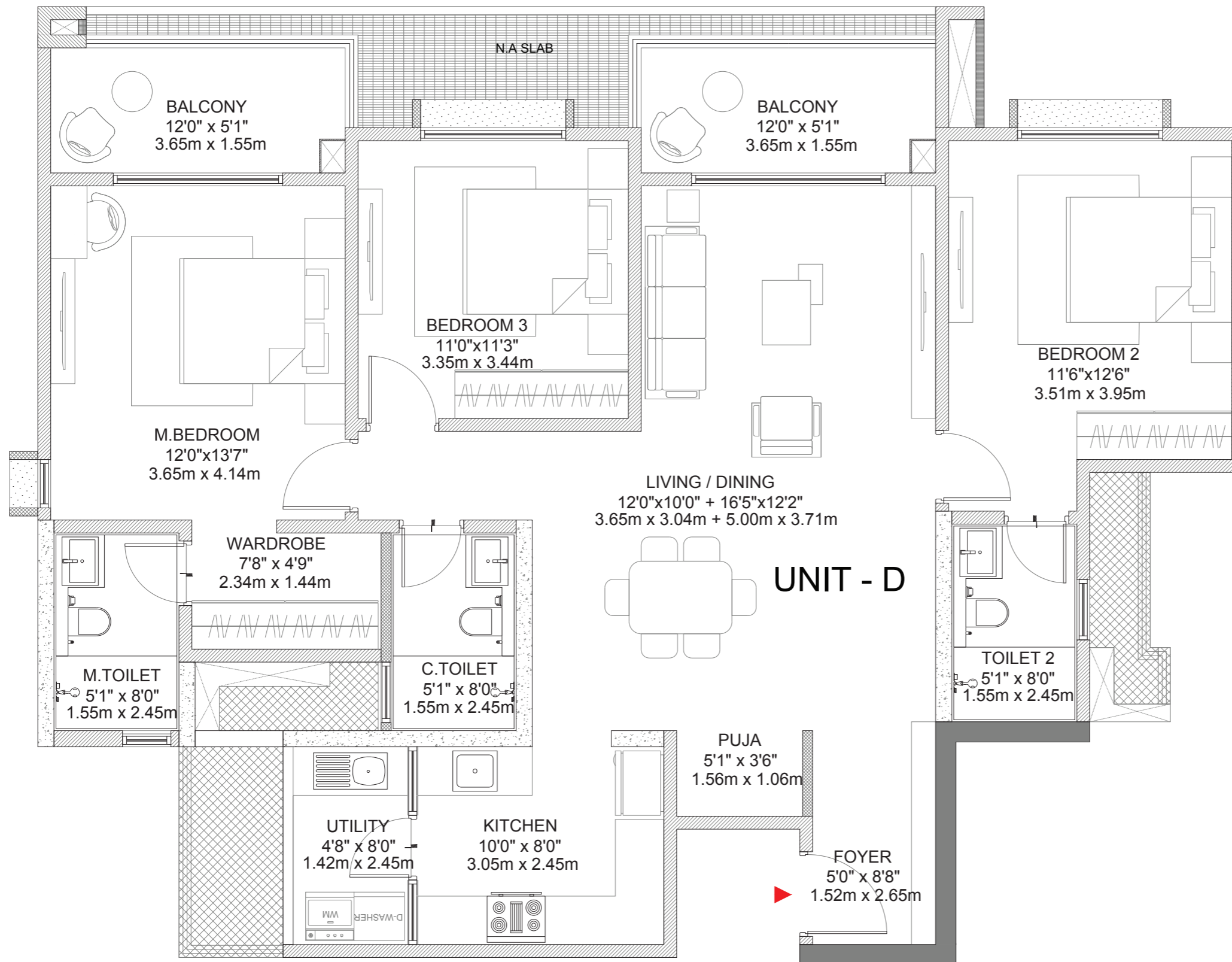
UTILITY AREA  
3.48 Sq. Mts. (37.45 Sq. Ft.)

SALEABLE AREA  
180.79 Sq. Mts. (1946.0Sq. Ft.)

## UNIT NUMBERS

F-204 & J-204

## KEYPLAN



### NOTE:

1. ALL DIMENSIONS MENTIONED ARE STRUCTURE TO STRUCTURE DIMENSIONS AND INCLUDES LEDGES.
2. CARPET AREA IS CALCULATED FROM THE UNFINISHED WALL.
3. CARPET AREA INCLUDES TOILET LEDGE WALLS.
4. BALCONY DIMENSIONS DOESN'T INCLUDE UPSTAND BELOW RAILING.
5. ORIENTATION OF THE ENTRY DOOR VARIES BASED ON THE UNIT'S LOCATION.



1 m<sup>2</sup> = 10.764 Sq. Ft.

# GODREJ VANANTARA

UNIT TYPE	3BHK+3T
TOWER NO	F & J
BUILDING NUMBER	2
FLOORS	SECOND FLOOR

## UNIT - D (TYPE-12 SF)

RERA CARPET AREA  
107.83sq.Mts. (1160.71Sq. Ft.)

BALCONY AREA  
11.32 Sq. Mts. (121.79 Sq. Ft.)

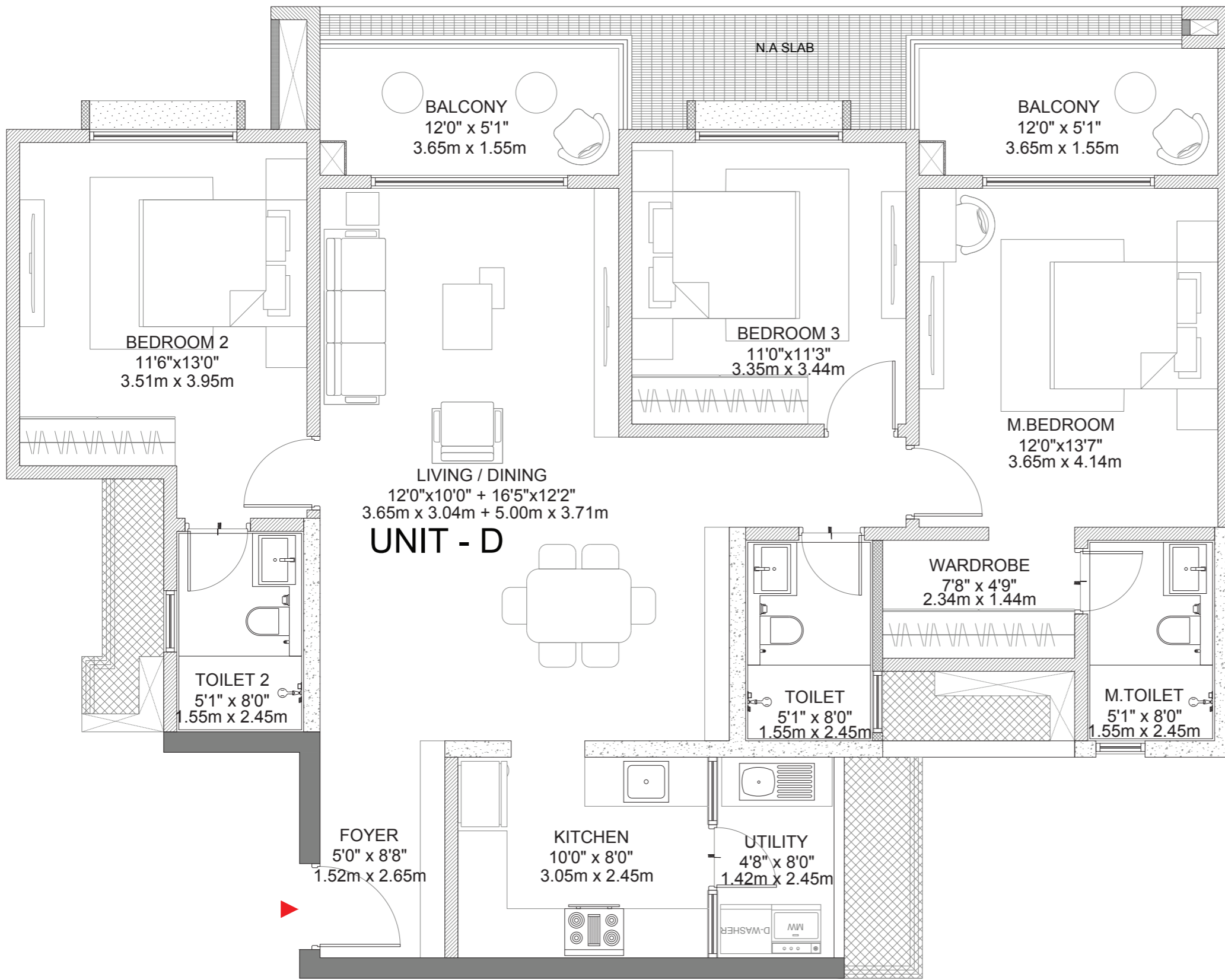
UTILITY AREA  
3.48 Sq. Mts. (37.45 Sq. Ft.)

SALEABLE AREA  
179.04 Sq. Mts. (1927.14Sq. Ft.)

## UNIT NUMBERS

F-201 & J-201

## KEYPLAN



- NOTE:**
1. ALL DIMENSIONS MENTIONED ARE STRUCTURE TO STRUCTURE DIMENSIONS AND INCLUDES LEDGES.
  2. CARPET AREA IS CALCULATED FROM THE UNFINISHED WALL.
  3. CARPET AREA INCLUDES TOILET LEDGE WALLS.
  4. BALCONY DIMENSIONS DOESN'T INCLUDE UPSTAND BELOW RAILING.
  5. ORIENTATION OF THE ENTRY DOOR VARIES BASED ON THE UNIT'S LOCATION.



1 m<sup>2</sup>= 10.764 Sq. Ft.

# GODREJ VANANTARA

UNIT TYPE	3BHK+2T
TOWER NO	G & H
BUILDING NUMBER	2
FLOORS	SECOND FLOOR

## UNIT - C (TYPE-5 SF)

RERA CARPET AREA  
94.08 Sq. Mts. (1012.72 Sq. Ft.)

BALCONY AREA  
8.41 Sq. Mts. (90.50 Sq. Ft.)

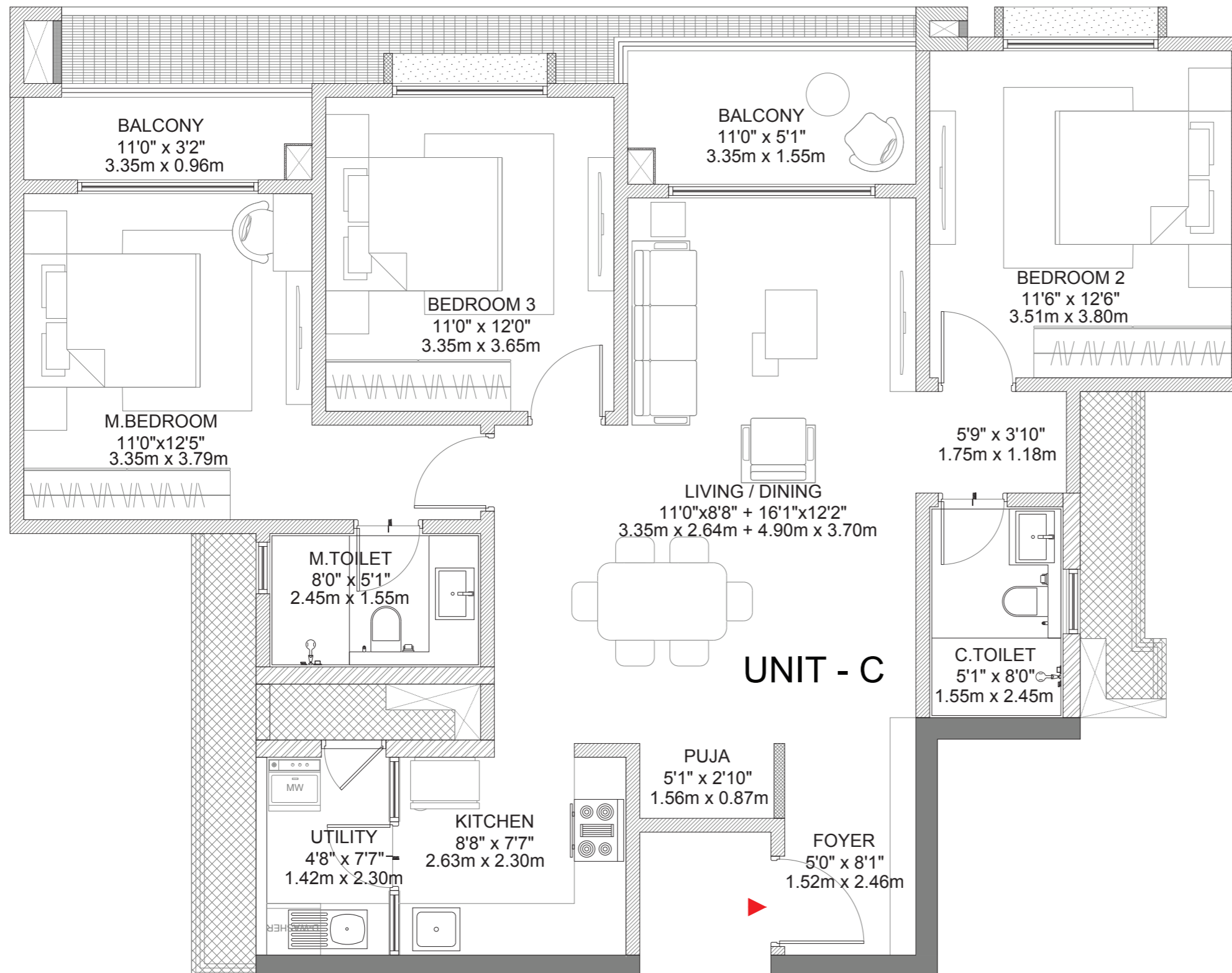
UTILITY AREA  
3.27 Sq. Mts. (35.16 Sq. Ft.)

SALEABLE AREA  
154.41 Sq. Mts. (1662.03 Sq. Ft.)

## UNIT NUMBERS

G-204 & H-204

## KEYPLAN



### NOTE:

1. ALL DIMENSIONS MENTIONED ARE STRUCTURE TO STRUCTURE DIMENSIONS AND INCLUDES LEDGES.
2. CARPET AREA IS CALCULATED FROM THE UNFINISHED WALL.
3. CARPET AREA INCLUDES TOILET LEDGE WALLS.
4. BALCONY DIMENSIONS DOESN'T INCLUDE UPSTAND BELOW RAILING.
5. ORIENTATION OF THE ENTRY DOOR VARIES BASED ON THE UNIT'S LOCATION.



1 m<sup>2</sup> = 10.764 Sq. Ft.

# GODREJ VANANTARA

UNIT TYPE	3BHK+2T
TOWER NO	G & H
BUILDING NUMBER	2
FLOORS	SECOND FLOOR

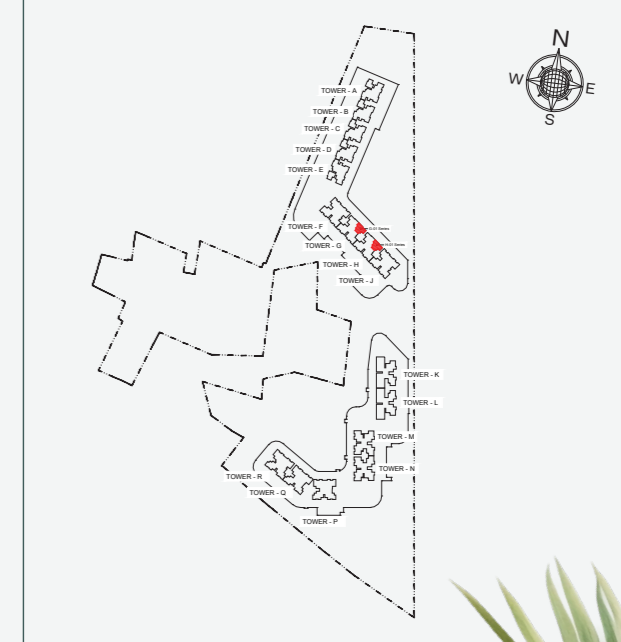
## UNIT - C (TYPE-6 SF)

RERA CARPET AREA	92.42Sq. Mts. (994.85 Sq. Ft.)
BALCONY AREA	8.41 Sq. Mts. (90.50 Sq. Ft.)
UTILITY AREA	3.27 Sq. Mts. (35.16 Sq. Ft.)
SALEABLE AREA	151.98 Sq. Mts. (1635.95 Sq. Ft.)

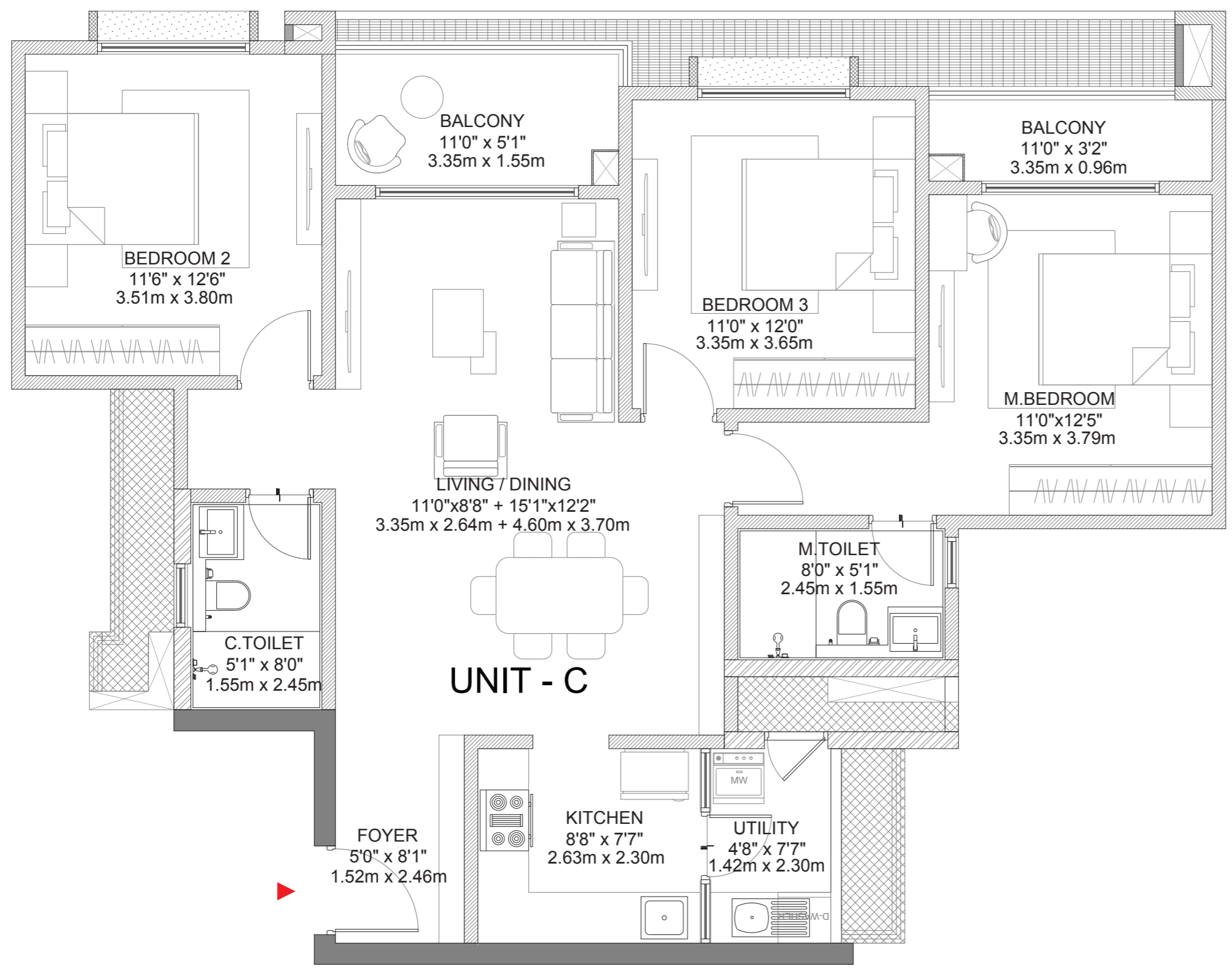
## UNIT NUMBERS

G-201 & H-201

## KEYPLAN



1 m<sup>2</sup>= 10.764 Sq. Ft.



- NOTE:**
1. ALL DIMENSIONS MENTIONED ARE STRUCTURE TO STRUCTURE DIMENSIONS AND INCLUDES LEDGES.
  2. CARPET AREA IS CALCULATED FROM THE UNFINISHED WALL.
  3. CARPET AREA INCLUDES TOILET LEDGE WALLS.
  4. BALCONY DIMENSIONS DOESN'T INCLUDE UPSTAND BELOW RAILING.
  5. ORIENTATION OF THE ENTRY DOOR VARIES BASED ON THE UNIT'S LOCATION.



# GODREJ VANANTARA

UNIT TYPE	3BHK+3T
TOWER NO	F
BUILDING NUMBER	2
FLOORS	SECOND FLOOR

## UNIT - E (TYPE-11 SF)

RERA CARPET AREA  
110.98Sq. Mts. (1194.61Sq. Ft.)

BALCONY AREA  
11.32 Sq. Mts. (121.79 Sq. Ft.)

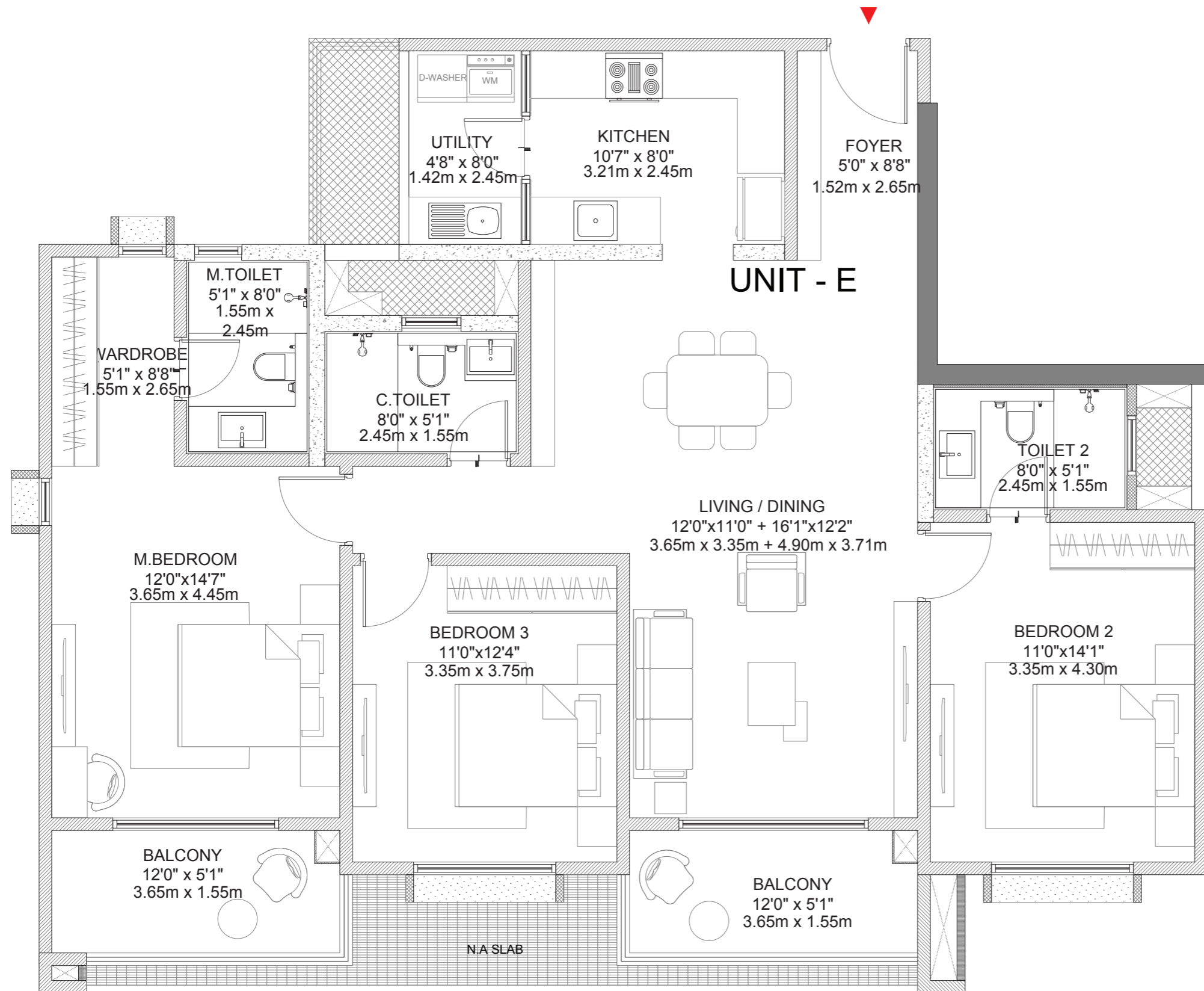
UTILITY AREA  
3.48 Sq. Mts. (37.45 Sq. Ft.)

SALEABLE AREA  
183.63 Sq. Mts. (1976.63 Sq. Ft.)

## UNIT NUMBERS

F-203

## KEYPLAN



### NOTE:

1. ALL DIMENSIONS MENTIONED ARE STRUCTURE TO STRUCTURE DIMENSIONS AND INCLUDES LEDGES.
2. CARPET AREA IS CALCULATED FROM THE UNFINISHED WALL.
3. CARPET AREA INCLUDES TOILET LEDGE WALLS.
4. BALCONY DIMENSIONS DOESN'T INCLUDE UPSTAND BELOW RAILING.
5. ORIENTATION OF THE ENTRY DOOR VARIES BASED ON THE UNIT'S LOCATION.



1 m<sup>2</sup>= 10.764 Sq. Ft.

# GODREJ VANANTARA

UNIT TYPE	3BHK+3T
TOWER NO	F & H
BUILDING NUMBER	2
FLOORS	SECOND FLOOR

## UNIT - E (TYPE-12 SF)

RERA CARPET AREA  
110.98Sq. Mts. (1194.61 Sq. Ft.)

BALCONY AREA  
11.32 Sq. Mts. (121.79 Sq. Ft.)

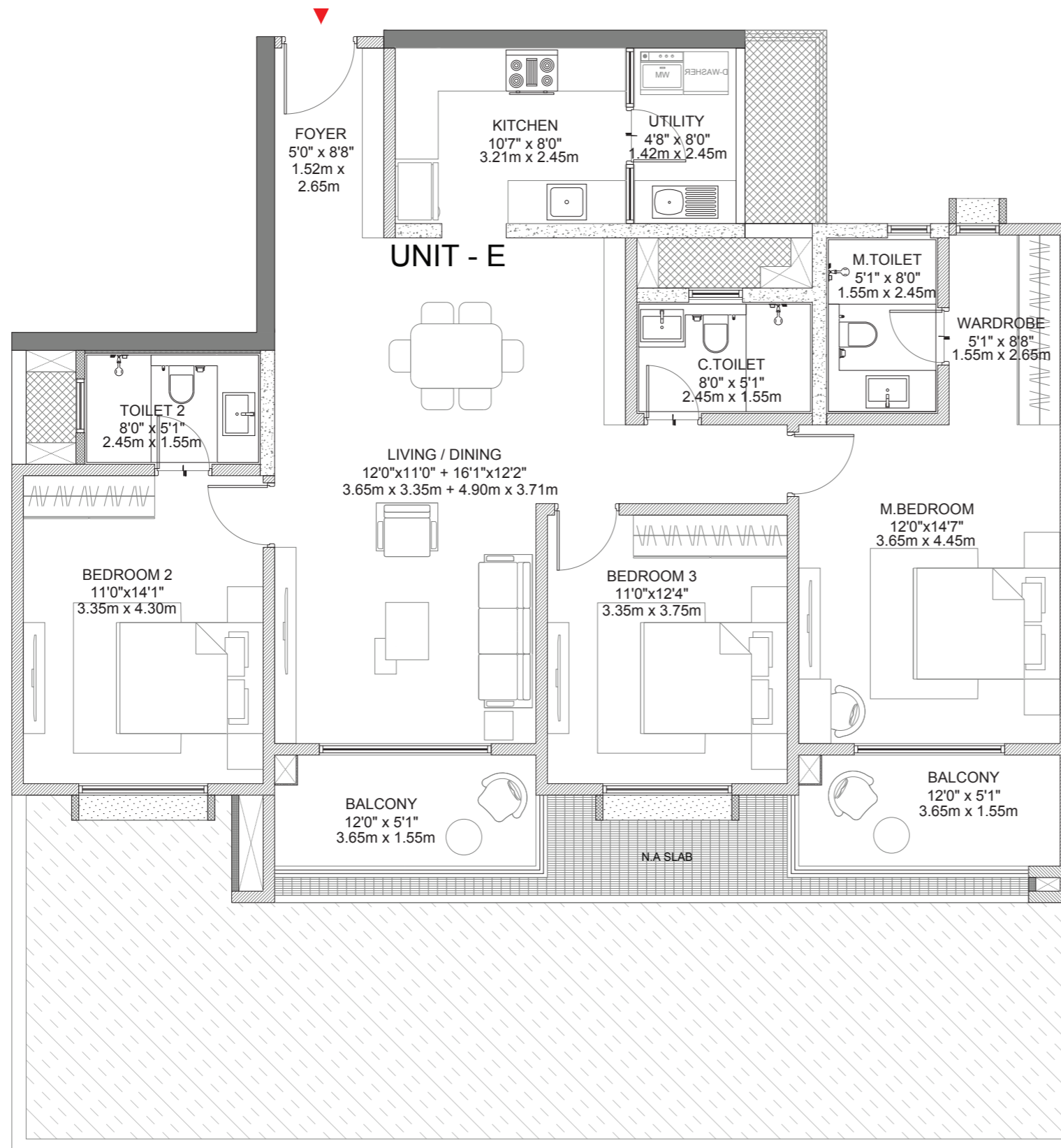
UTILITY AREA  
3.48 Sq. Mts. (37.45 Sq. Ft.)

SALEABLE AREA  
183.63 Sq. Mts. (1976.63 Sq. Ft.)

## UNIT NUMBERS

F-202 & H-202

## KEYPLAN



### NOTE:

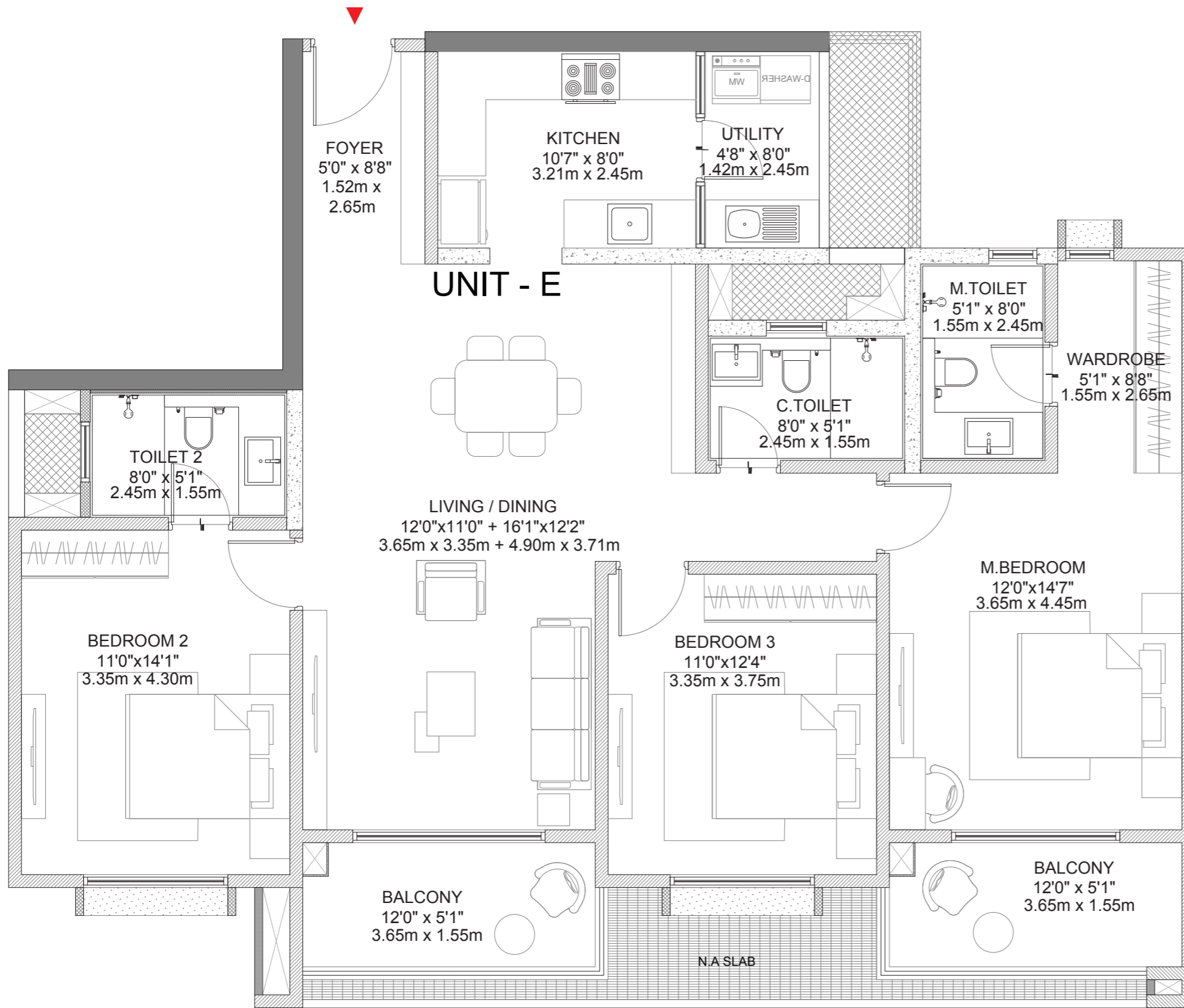
1. ALL DIMENSIONS MENTIONED ARE STRUCTURE TO STRUCTURE DIMENSIONS AND INCLUDES LEDGES.
2. CARPET AREA IS CALCULATED FROM THE UNFINISHED WALL.
3. CARPET AREA INCLUDES TOILET LEDGE WALLS.
4. BALCONY DIMENSIONS DOESN'T INCLUDE UPSTAND BELOW RAILING.
5. ORIENTATION OF THE ENTRY DOOR VARIES BASED ON THE UNIT'S LOCATION.



1 m<sup>2</sup> = 10.764 Sq. Ft.

# GODREJ VANANTARA

UNIT TYPE	3BHK+3T
TOWER NO	G
BUILDING NUMBER	2
FLOORS	SECOND FLOOR



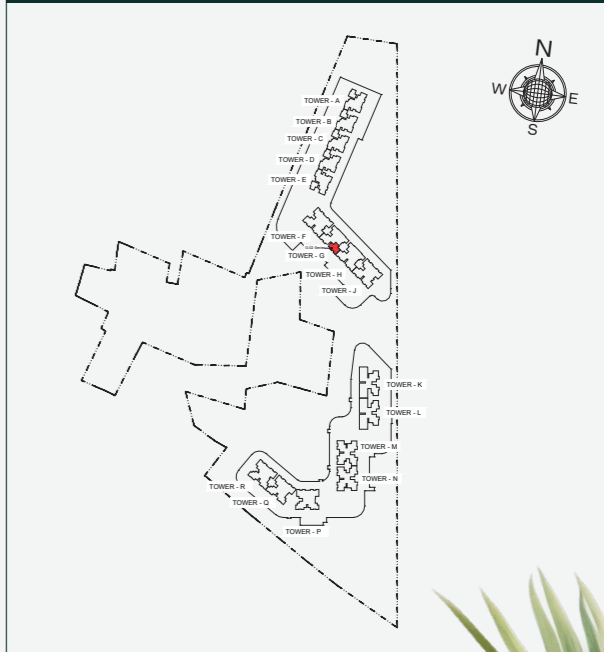
## UNIT - E (TYPE-13 SF)

RERA CARPET AREA	110.98Sq. Mts. (1194.61Sq. Ft.)
BALCONY AREA	11.32 Sq. Mts. (121.79 Sq. Ft.)
UTILITY AREA	3.48 Sq. Mts. (37.45 Sq. Ft.)
SALEABLE AREA	183.63 Sq. Mts. (1976.63 Sq. Ft.)

## UNIT NUMBERS

G-202
-------

## KEYPLAN



- NOTE:**
1. ALL DIMENSIONS MENTIONED ARE STRUCTURE TO STRUCTURE DIMENSIONS AND INCLUDES LEDGES.
  2. CARPET AREA IS CALCULATED FROM THE UNFINISHED WALL.
  3. CARPET AREA INCLUDES TOILET LEDGE WALLS.
  4. BALCONY DIMENSIONS DOESN'T INCLUDE UPSTAND BELOW RAILING.
  5. ORIENTATION OF THE ENTRY DOOR VARIES BASED ON THE UNIT'S LOCATION.



1 m<sup>2</sup>= 10.764 Sq. Ft.

# GODREJ VANANTARA

UNIT TYPE	3BHK+3T
TOWER NO	G & J
BUILDING NUMBER	2
FLOORS	SECOND FLOOR

## UNIT - E (TYPE-14 SF)

**RERA CARPET AREA**  
110.98Sq. Mts. (1194.61 Sq. Ft.)

**BALCONY AREA**  
11.32 Sq. Mts. (121.79 Sq. Ft.)

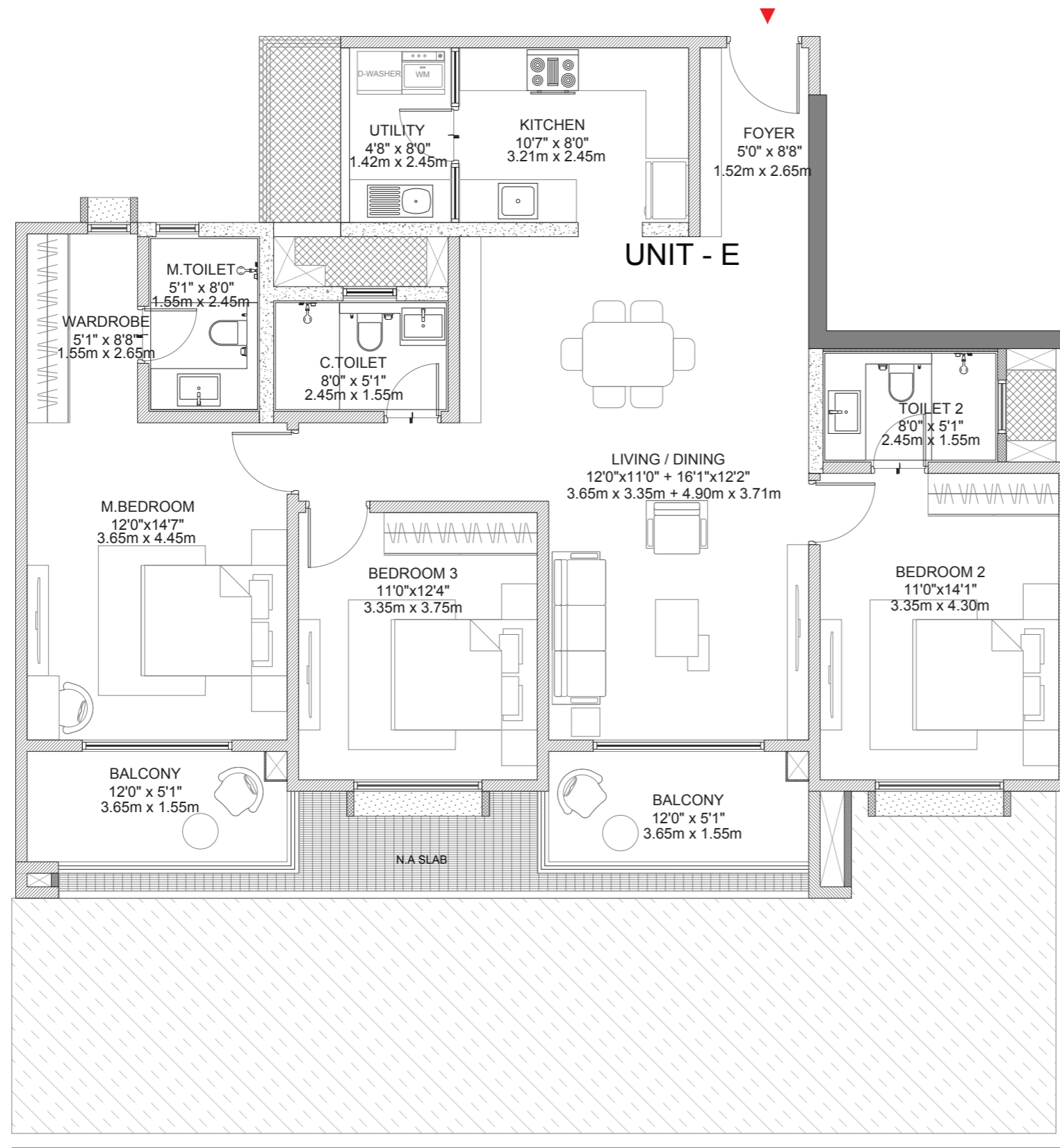
**UTILITY AREA**  
3.48 Sq. Mts. (37.45 Sq. Ft.)

**SALEABLE AREA**  
183.63 Sq. Mts. (1976.63 Sq. Ft.)

## UNIT NUMBERS

G-203 & J-203

## KEYPLAN




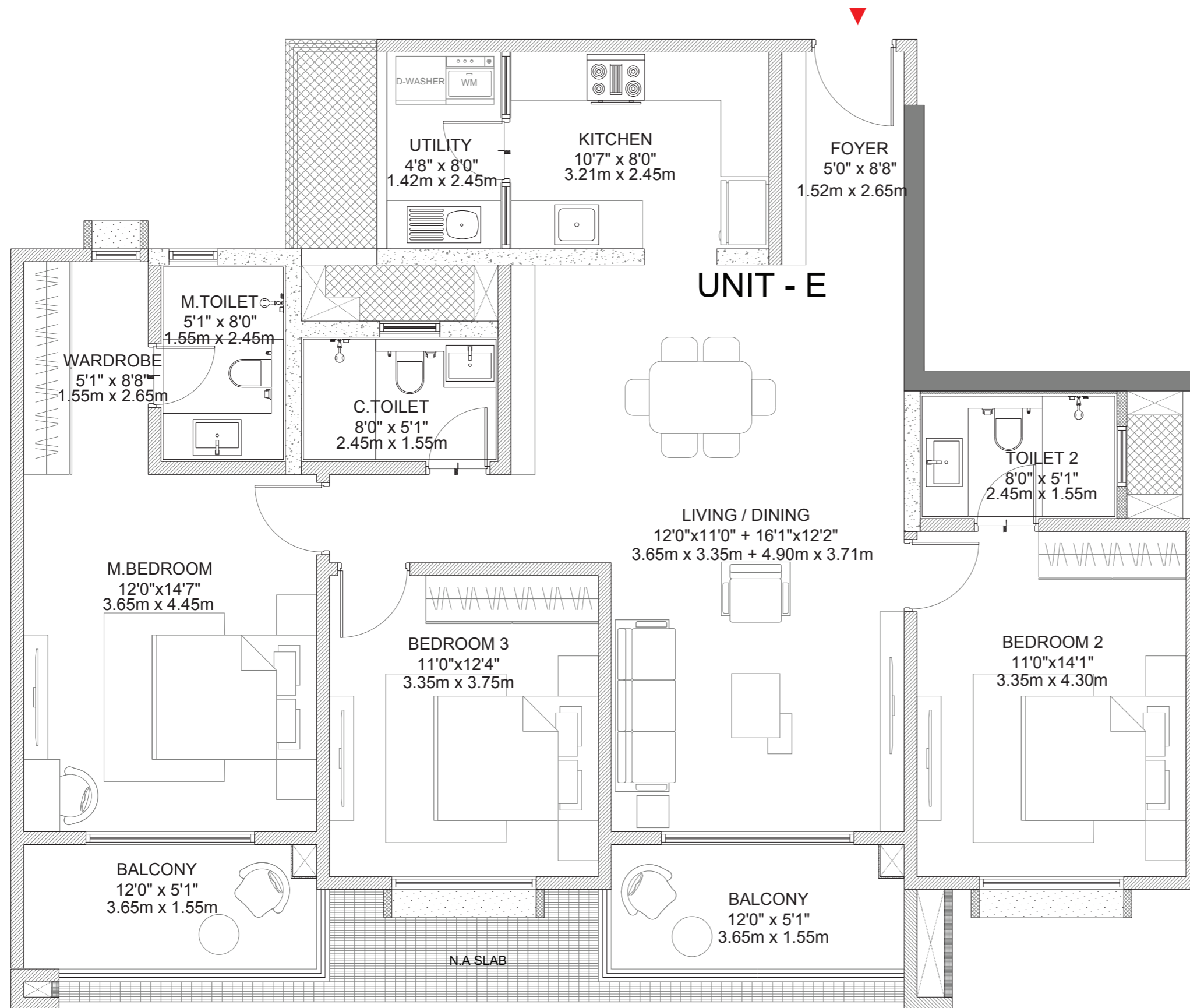
**NOTE :**

1. ALL DIMENSIONS MENTIONED ARE STRUCTURE TO STRUCTURE DIMENSIONS AND INCLUDES LEDGES.
2. CARPET AREA IS CALCULATED FROM THE UNFINISHED WALL.
3. CARPET AREA INCLUDES TOILET LEDGE WALLS.
4. BALCONY DIMENSIONS DOESN'T INCLUDE UPSTAND BELOW RAILING.
5. ORIENTATION OF THE ENTRY DOOR VARIES BASED ON THE UNIT'S LOCATION.



1 m<sup>2</sup>= 10.764 Sq. Ft.





## UNIT - E

# GODREJ VANANTARA

UNIT TYPE	3BHK+3T
TOWER NO	H
BUILDING NUMBER	2
FLOORS	SECOND FLOOR

### UNIT - E (TYPE-15 SF)

RERA CARPET AREA  
110.98 Sq. Mts. (1194.61 Sq. Ft.)

BALCONY AREA  
11.32 Sq. Mts. (121.79 Sq. Ft.)

UTILITY AREA  
3.48 Sq. Mts. (37.45 Sq. Ft.)

SALEABLE AREA  
183.63 Sq. Mts. (1976.63 Sq. Ft.)

### UNIT NUMBERS

H-203

### KEYPLAN



- NOTE:**
1. ALL DIMENSIONS MENTIONED ARE STRUCTURE TO STRUCTURE DIMENSIONS AND INCLUDES LEDGES.
  2. CARPET AREA IS CALCULATED FROM THE UNFINISHED WALL.
  3. CARPET AREA INCLUDES TOILET LEDGE WALLS.
  4. BALCONY DIMENSIONS DOESN'T INCLUDE UPSTAND BELOW RAILING.
  5. ORIENTATION OF THE ENTRY DOOR VARIES BASED ON THE UNIT'S LOCATION.



1 m<sup>2</sup> = 10.764 Sq. Ft.

# GODREJ VANANTARA

UNIT TYPE	3BHK+3T
TOWER NO	J
BUILDING NUMBER	2
FLOORS	SECOND FLOOR

## UNIT - E (TYPE-16 SF)

RERA CARPET AREA  
110.98Sq. Mts. (1194.61 Sq. Ft.)

BALCONY AREA  
11.32 Sq. Mts. (121.79 Sq. Ft.)

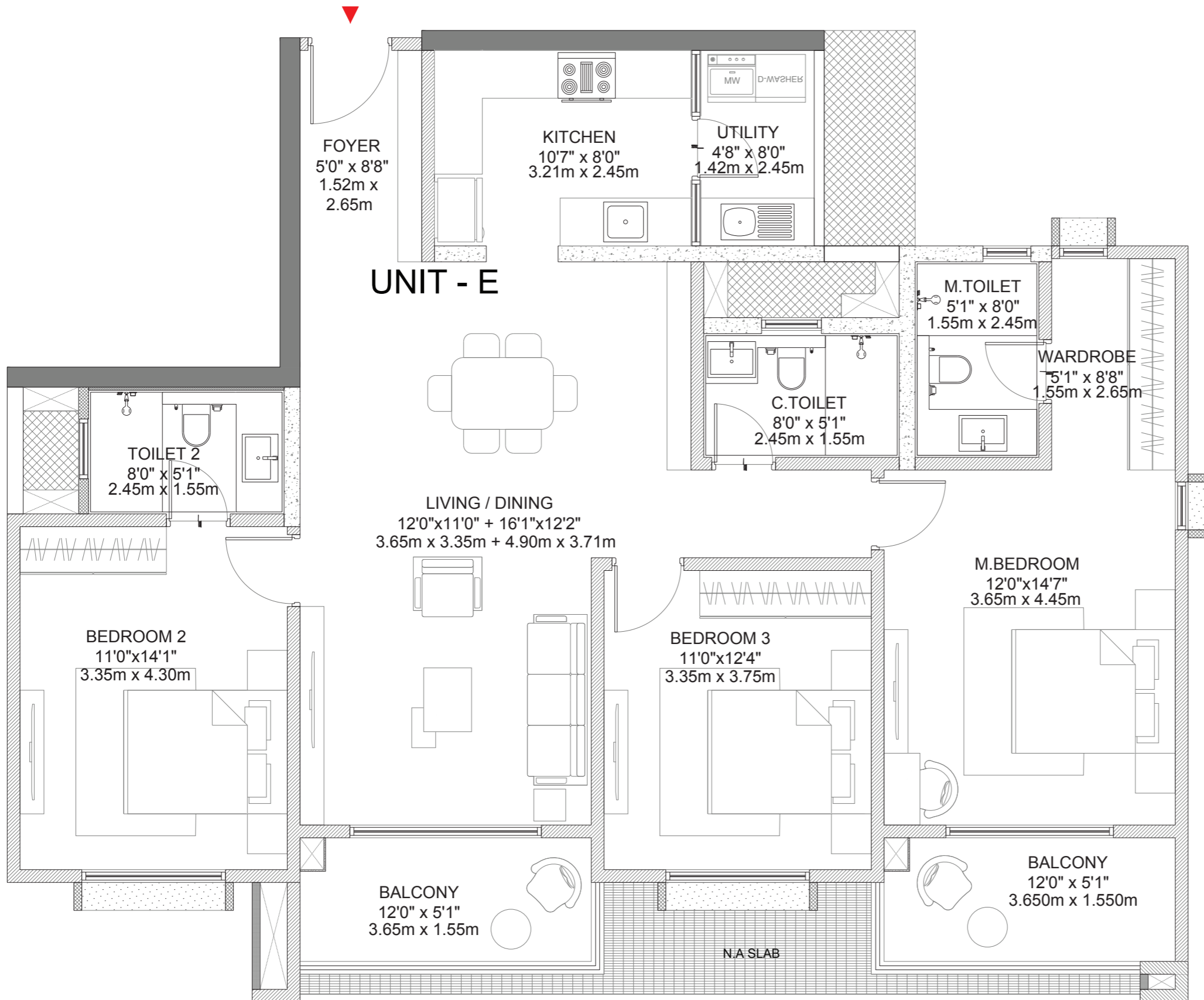
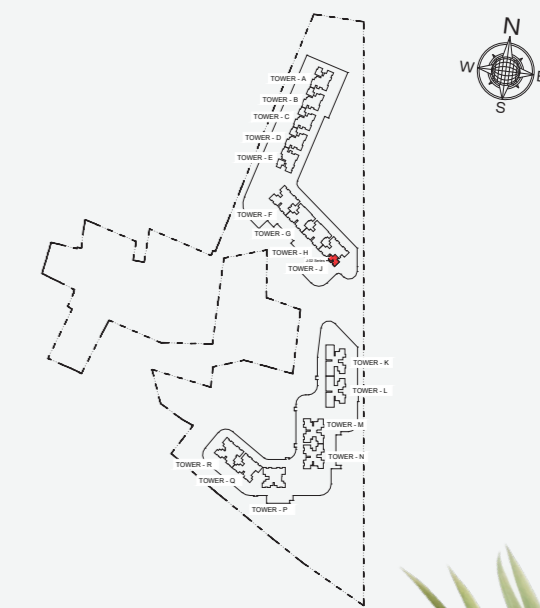
UTILITY AREA  
3.48 Sq. Mts. (37.45 Sq. Ft.)

SALEABLE AREA  
183.63 Sq. Mts. (1976.63 Sq. Ft.)

## UNIT NUMBERS

J-202

## KEYPLAN



### NOTE:

1. ALL DIMENSIONS MENTIONED ARE STRUCTURE TO STRUCTURE DIMENSIONS AND INCLUDES LEDGES.
2. CARPET AREA IS CALCULATED FROM THE UNFINISHED WALL.
3. CARPET AREA INCLUDES TOILET LEDGE WALLS.
4. BALCONY DIMENSIONS DOESN'T INCLUDE UPSTAND BELOW RAILING.
5. ORIENTATION OF THE ENTRY DOOR VARIES BASED ON THE UNIT'S LOCATION.



1 m<sup>2</sup>= 10.764 Sq. Ft.

# GODREJ VANANTARA

UNIT TYPE	3BHK+3T
TOWER NO	K & M
BUILDING NUMBER	3 & 4
FLOORS	SECOND FLOOR

## UNIT - H (TYPE-5 SF)

RERA CARPET AREA  
96.54 Sq. Mts. (1039.16 Sq. Ft.)

BALCONY AREA  
9.43 Sq. Mts. (101.46 Sq. Ft.)

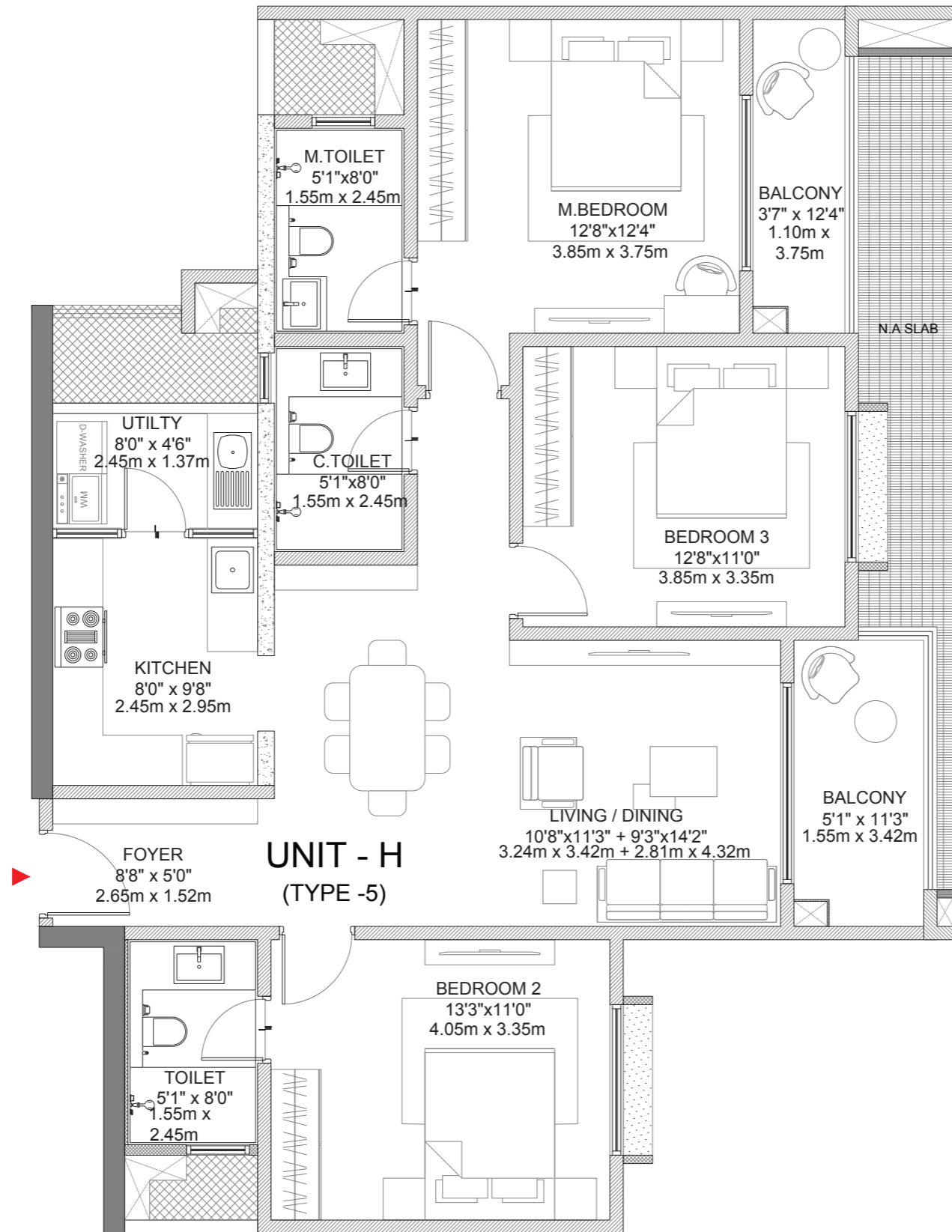
UTILITY AREA  
3.63 Sq. Mts. (39.07 Sq. Ft.)

SALEABLE AREA  
160.01 Sq. Mts. (1722.35 Sq. Ft.)

## UNIT NUMBERS

K-204 & M-204

## KEYPLAN



### NOTE:

1. ALL DIMENSIONS MENTIONED ARE STRUCTURE TO STRUCTURE DIMENSIONS AND INCLUDES LEDGES.
2. CARPET AREA IS CALCULATED FROM THE UNFINISHED WALL.
3. CARPET AREA INCLUDES TOILET LEDGE WALLS.
4. BALCONY DIMENSIONS DOESN'T INCLUDE UPSTAND BELOW RAILING.
5. ORIENTATION OF THE ENTRY DOOR VARIES BASED ON THE UNIT'S LOCATION.



1 m<sup>2</sup> = 10.764 Sq. Ft.

# GODREJ VANANTARA

UNIT TYPE	3BHK+3T
TOWER NO	K & M
BUILDING NUMBER	3 & 4
FLOORS	SECOND FLOOR

## UNIT - H (TYPE-6 SF)

RERA CARPET AREA  
96.54 Sq. Mts. (1039.16 Sq. Ft.)

BALCONY AREA  
9.43 Sq. Mts. (101.46 Sq. Ft.)

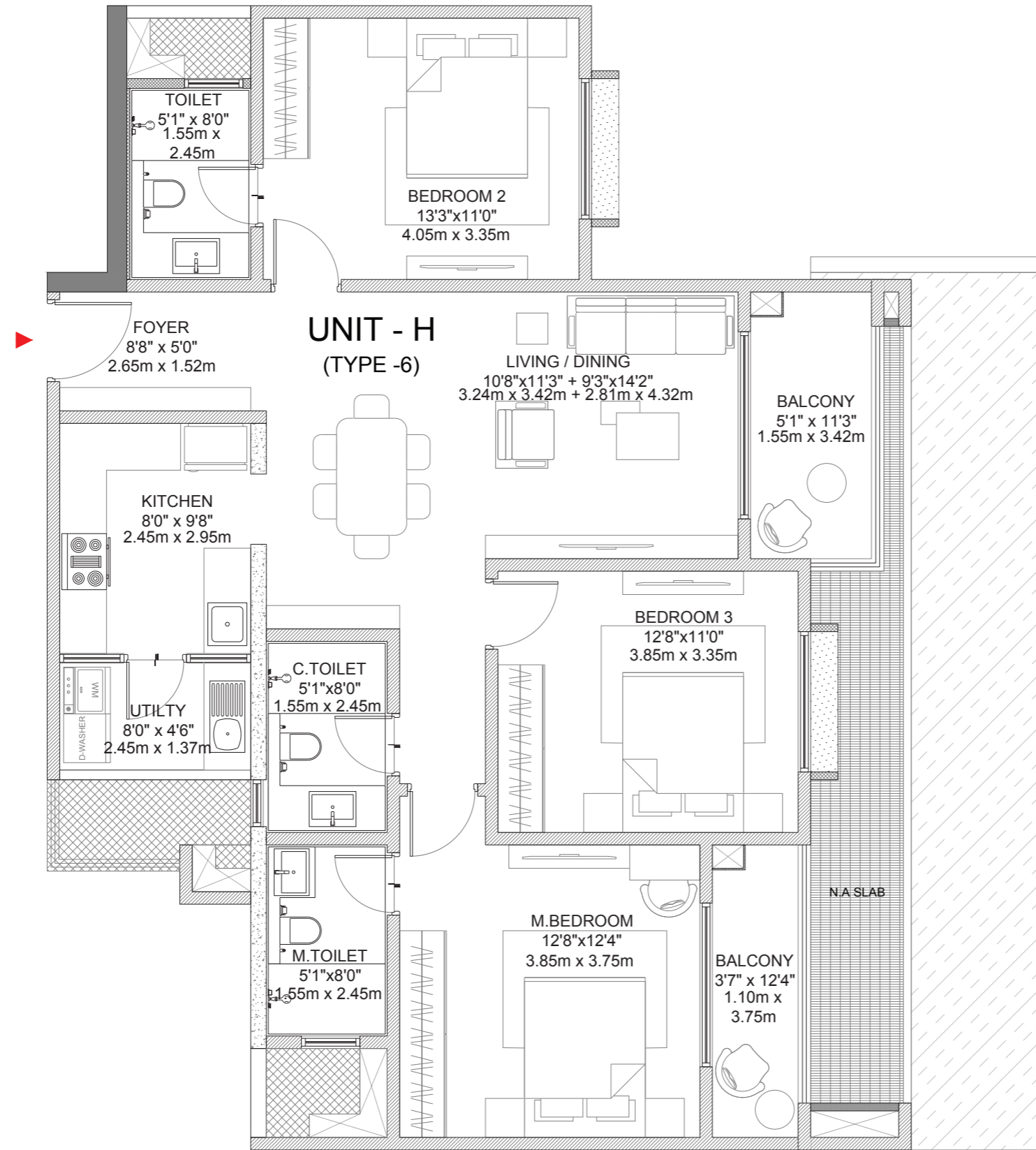
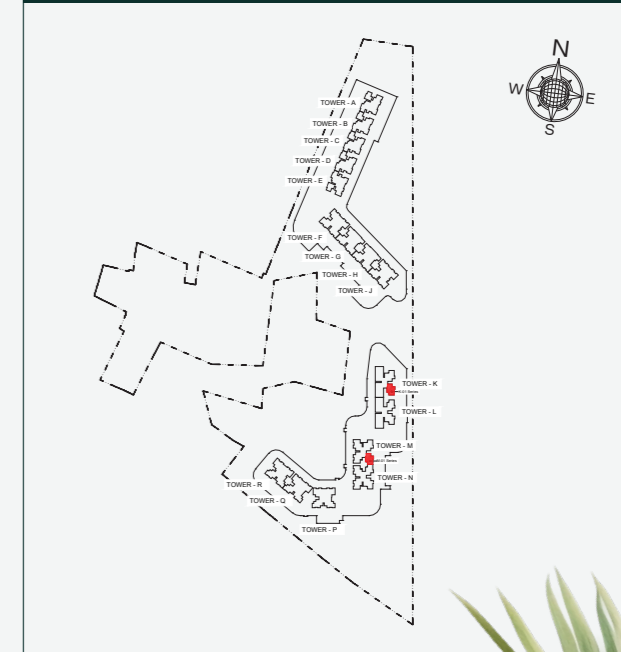
UTILITY AREA  
3.63 Sq. Mts. (39.07 Sq. Ft.)

SALEABLE AREA  
160.01 Sq. Mts. (1722.35 Sq. Ft.)

## UNIT NUMBERS

K-201 & M-201

## KEYPLAN



- NOTE:**
1. ALL DIMENSIONS MENTIONED ARE STRUCTURE TO STRUCTURE DIMENSIONS AND INCLUDES LEDGES.
  2. CARPET AREA IS CALCULATED FROM THE UNFINISHED WALL.
  3. CARPET AREA INCLUDES TOILET LEDGE WALLS.
  4. BALCONY DIMENSIONS DOESN'T INCLUDE UPSTAND BELOW RAILING.
  5. ORIENTATION OF THE ENTRY DOOR VARIES BASED ON THE UNIT'S LOCATION.



1 m<sup>2</sup> = 10.764 Sq. Ft.

# GODREJ VANANTARA

UNIT TYPE	3BHK+3T
TOWER NO	L & N
BUILDING NUMBER	3 & 4
FLOORS	SECOND FLOOR

## UNIT - H (TYPE-7 SF)

RERA CARPET AREA  
96.54 Sq. Mts. (1039.16 Sq. Ft.)

BALCONY AREA  
9.43 Sq. Mts. (101.46 Sq. Ft.)

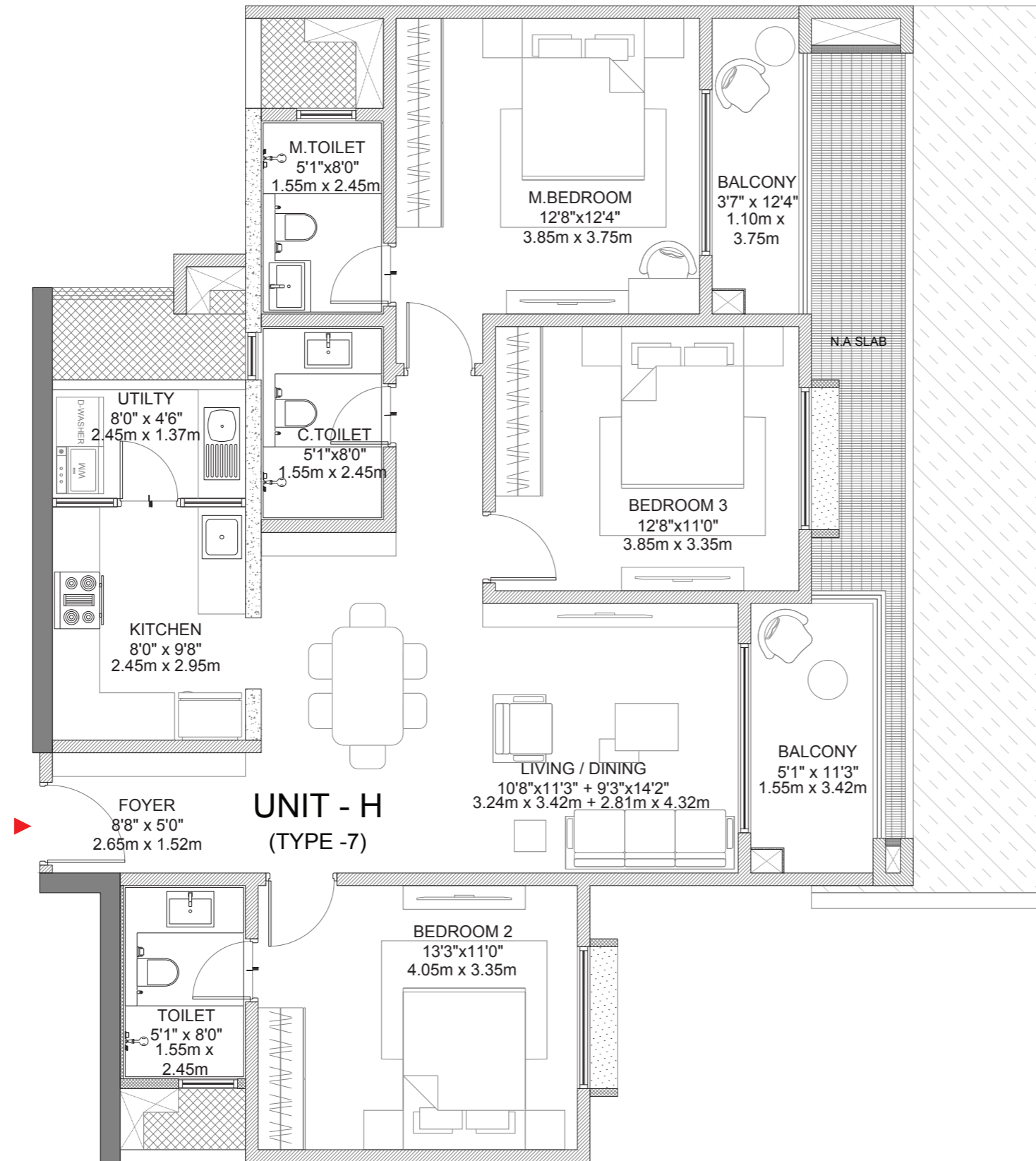
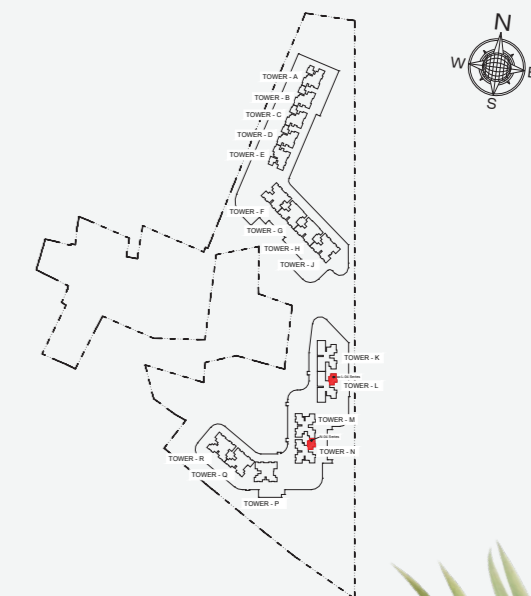
UTILITY AREA  
3.63 Sq. Mts. (39.07 Sq. Ft.)

SALEABLE AREA  
160.01 Sq. Mts. (1722.35 Sq. Ft.)

## UNIT NUMBERS

L-204 & N-204

## KEYPLAN



### NOTE:

1. ALL DIMENSIONS MENTIONED ARE STRUCTURE TO STRUCTURE DIMENSIONS AND INCLUDES LEDGES.
2. CARPET AREA IS CALCULATED FROM THE UNFINISHED WALL.
3. CARPET AREA INCLUDES TOILET LEDGE WALLS.
4. BALCONY DIMENSIONS DOESN'T INCLUDE UPSTAND BELOW RAILING.
5. ORIENTATION OF THE ENTRY DOOR VARIES BASED ON THE UNIT'S LOCATION.



1 m<sup>2</sup> = 10.764 Sq. Ft.

# GODREJ VANANTARA

UNIT TYPE	3BHK+3T
TOWER NO	L & N
BUILDING NUMBER	3 & 4
FLOORS	SECOND FLOOR

## UNIT - H (TYPE-8 SF)

RERA CARPET AREA  
96.54 Sq. Mts. (1039.16 Sq. Ft.)

BALCONY AREA  
9.43 Sq. Mts. (101.46 Sq. Ft.)

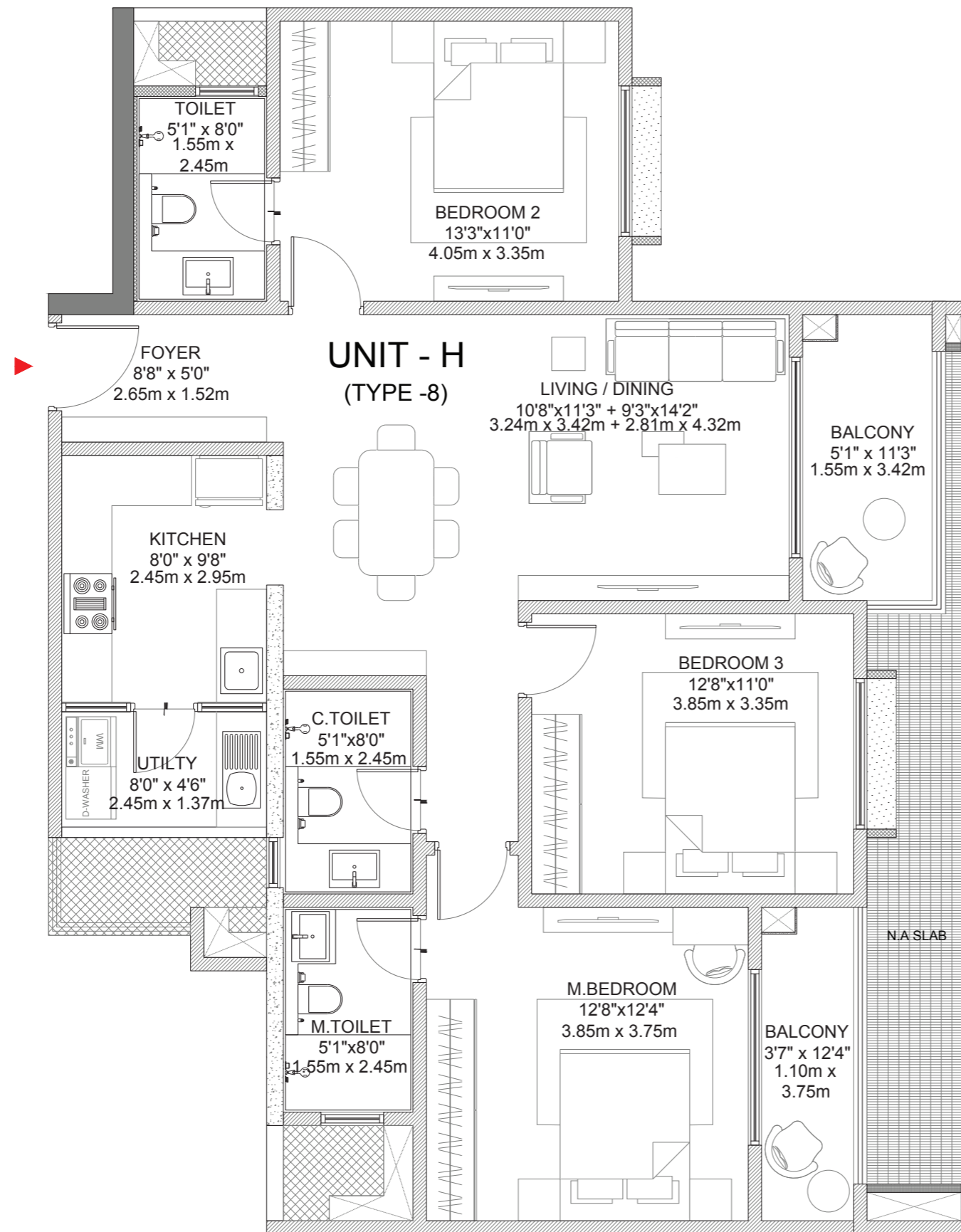
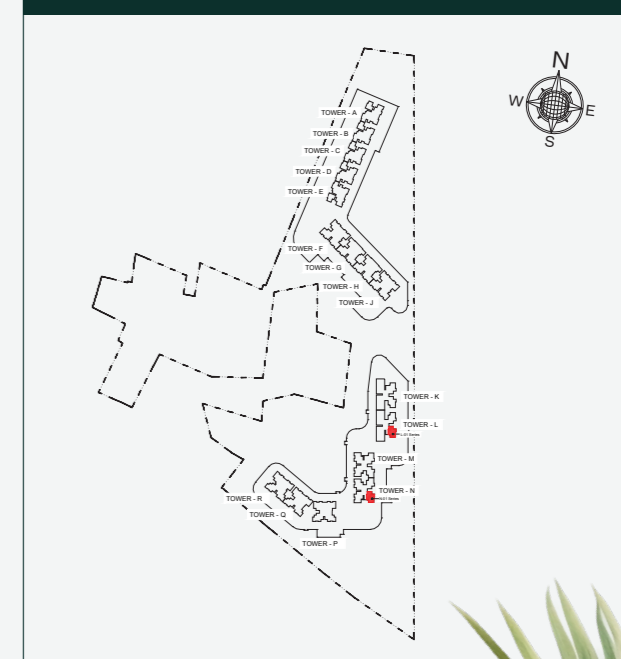
UTILITY AREA  
3.63 Sq. Mts. (39.07 Sq. Ft.)

SALEABLE AREA  
160.01 Sq. Mts. (1722.35 Sq. Ft.)

## UNIT NUMBERS

L-201 & N-201

## KEYPLAN



### NOTE:

1. ALL DIMENSIONS MENTIONED ARE STRUCTURE TO STRUCTURE DIMENSIONS AND INCLUDES LEDGES.
2. CARPET AREA IS CALCULATED FROM THE UNFINISHED WALL.
3. CARPET AREA INCLUDES TOILET LEDGE WALLS.
4. BALCONY DIMENSIONS DOESN'T INCLUDE UPSTAND BELOW RAILING.
5. ORIENTATION OF THE ENTRY DOOR VARIES BASED ON THE UNIT'S LOCATION.



1 m<sup>2</sup> = 10.764 Sq. Ft.

# GODREJ VANANTARA

UNIT TYPE	3BHK+3T
TOWER NO	M
BUILDING NUMBER	4
FLOORS	SECOND FLOOR

## UNIT - I (TYPE-9 SF)

RERA CARPET AREA  
114.64 Sq. Mts. (1233.93 Sq. Ft.)

BALCONY AREA  
11.32 Sq. Mts. (121.79 Sq. Ft.)

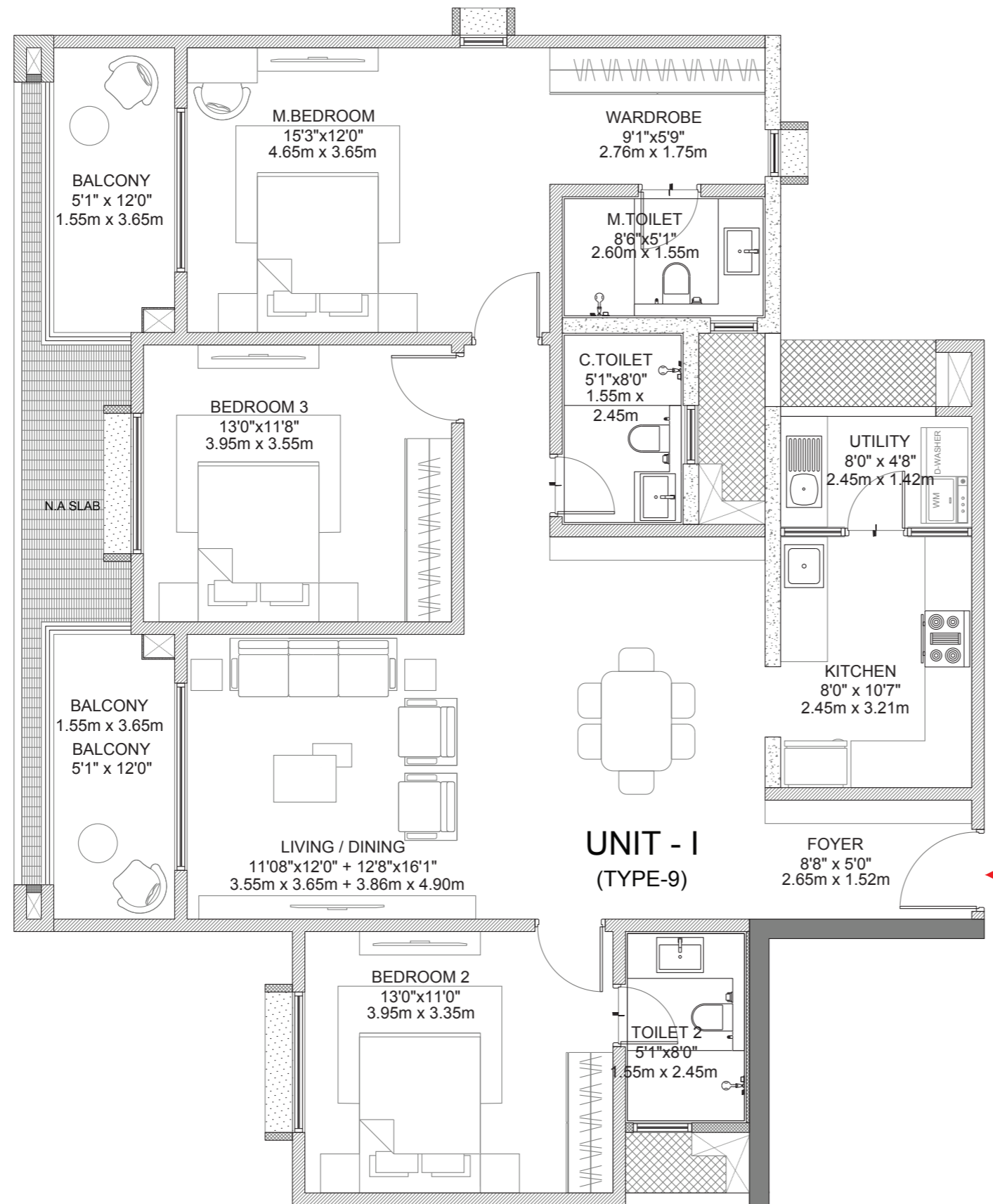
UTILITY AREA  
3.48 Sq. Mts. (37.45 Sq. Ft.)

SALEABLE AREA  
188.97 Sq. Mts. (2034.03 Sq. Ft.)

## UNIT NUMBERS

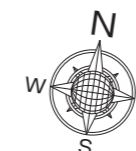
M-203

## KEYPLAN



### NOTE:

1. ALL DIMENSIONS MENTIONED ARE STRUCTURE TO STRUCTURE DIMENSIONS AND INCLUDES LEDGES.
2. CARPET AREA IS CALCULATED FROM THE UNFINISHED WALL.
3. CARPET AREA INCLUDES TOILET LEDGE WALLS.
4. BALCONY DIMENSIONS DOESN'T INCLUDE UPSTAND BELOW RAILING.
5. ORIENTATION OF THE ENTRY DOOR VARIES BASED ON THE UNIT'S LOCATION.



1 m<sup>2</sup> = 10.764 Sq. Ft.

# GODREJ VANANTARA

UNIT TYPE	3BHK+3T
TOWER NO	M
BUILDING NUMBER	4
FLOORS	SECOND FLOOR

## UNIT - I (TYPE-10 SF)

RERA CARPET AREA  
114.64 Sq. Mts. (1233.93 Sq. Ft.)

BALCONY AREA  
11.32 Sq. Mts. (121.79 Sq. Ft.)

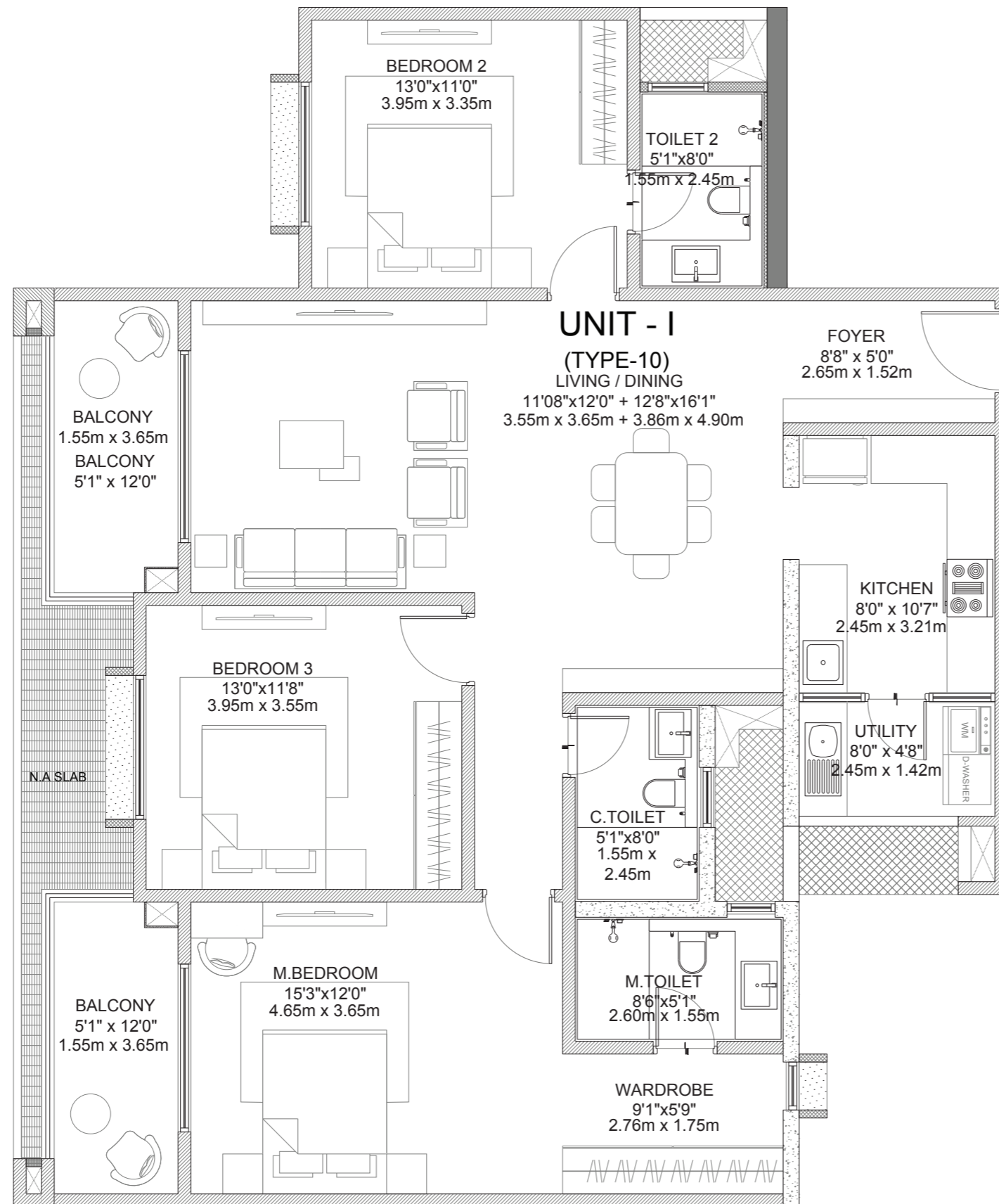
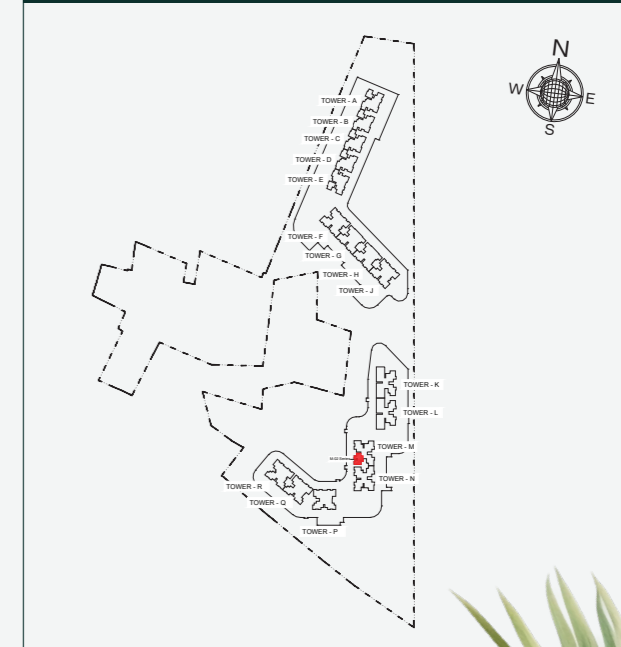
UTILITY AREA  
3.48 Sq. Mts. (37.45 Sq. Ft.)

SALEABLE AREA  
188.97 Sq. Mts. (2034.03 Sq. Ft.)

## UNIT NUMBERS

M-202

## KEYPLAN

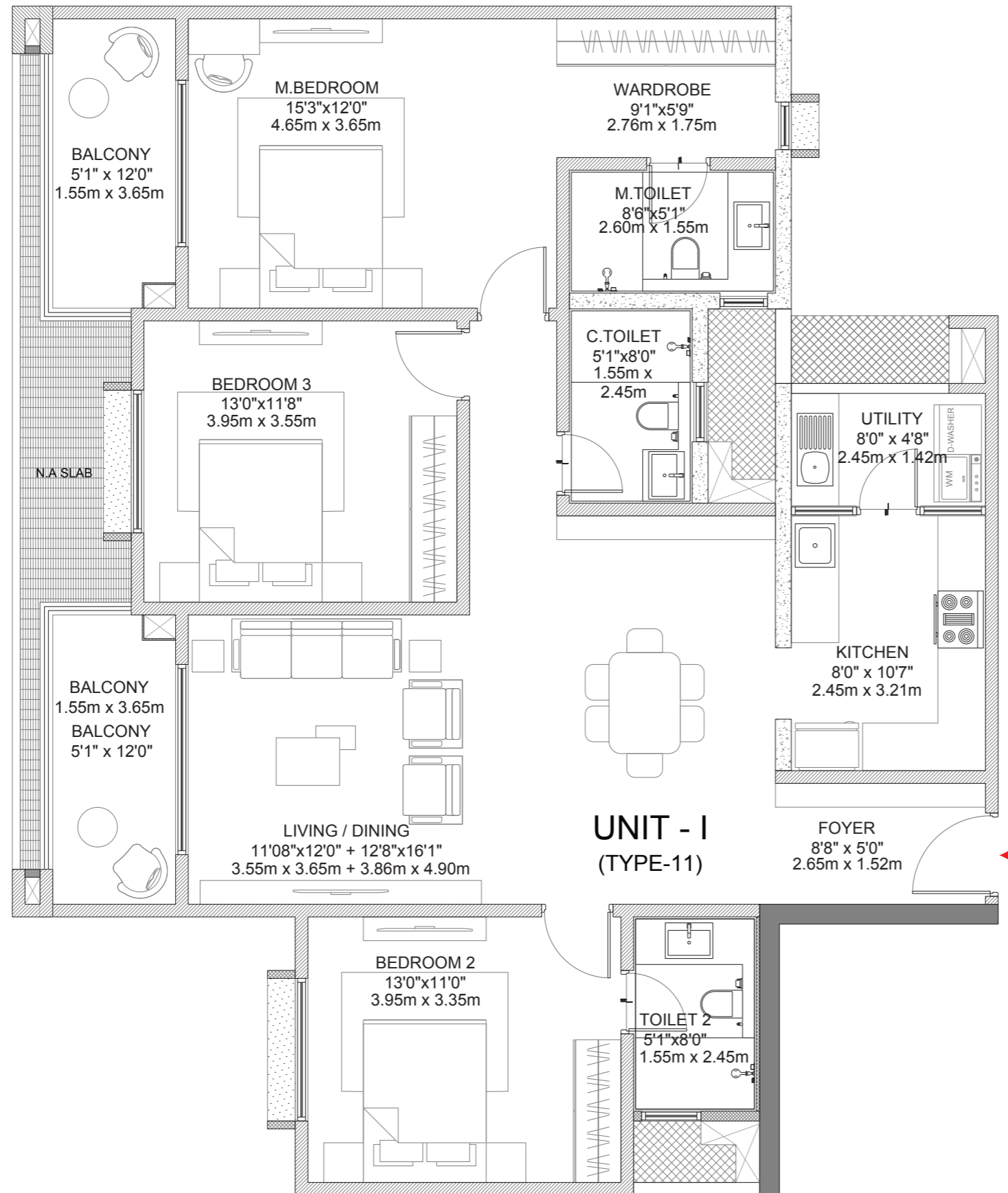


### NOTE:

1. ALL DIMENSIONS MENTIONED ARE STRUCTURE TO STRUCTURE DIMENSIONS AND INCLUDES LEDGES.
2. CARPET AREA IS CALCULATED FROM THE UNFINISHED WALL.
3. CARPET AREA INCLUDES TOILET LEDGE WALLS.
4. BALCONY DIMENSIONS DOESN'T INCLUDE UPSTAND BELOW RAILING.
5. ORIENTATION OF THE ENTRY DOOR VARIES BASED ON THE UNIT'S LOCATION.



1 m<sup>2</sup> = 10.764 Sq. Ft.



- NOTE:**
1. ALL DIMENSIONS MENTIONED ARE STRUCTURE TO STRUCTURE DIMENSIONS AND INCLUDES LEDGES.
  2. CARPET AREA IS CALCULATED FROM THE UNFINISHED WALL.
  3. CARPET AREA INCLUDES TOILET LEDGE WALLS.
  4. BALCONY DIMENSIONS DOESN'T INCLUDE UPSTAND BELOW RAILING.
  5. ORIENTATION OF THE ENTRY DOOR VARIES BASED ON THE UNIT'S LOCATION.



# GODREJ VANANTARA

UNIT TYPE	3BHK+3T
TOWER NO	N
BUILDING NUMBER	4
FLOORS	SECOND FLOOR

## UNIT - I (TYPE-11 SF)

**RERA CARPET AREA**  
114.64 Sq. Mts. (1233.93 Sq. Ft.)

**BALCONY AREA**  
11.32 Sq. Mts. (121.79 Sq. Ft.)

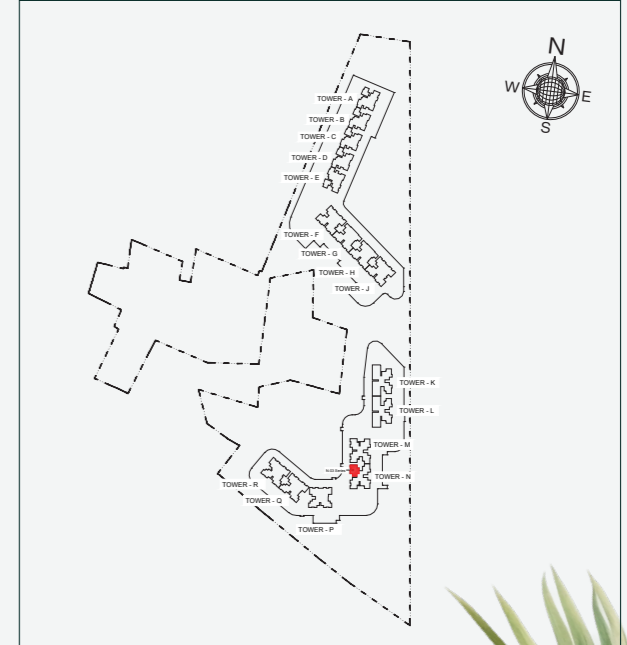
**UTILITY AREA**  
3.48 Sq. Mts. (37.45 Sq. Ft.)

**SALEABLE AREA**  
188.97 Sq. Mts. (2034.03 Sq. Ft.)

## UNIT NUMBERS

N-203

## KEYPLAN



1 m<sup>2</sup> = 10.764 Sq. Ft.

# GODREJ VANANTARA

UNIT TYPE	3BHK+3T
TOWER NO	N
BUILDING NUMBER	4
FLOORS	SECOND FLOOR

## UNIT - I (TYPE-12 SF)

RERA CARPET AREA  
114.64 Sq. Mts. (1233.93 Sq. Ft.)

BALCONY AREA  
11.32 Sq. Mts. (121.79 Sq. Ft.)

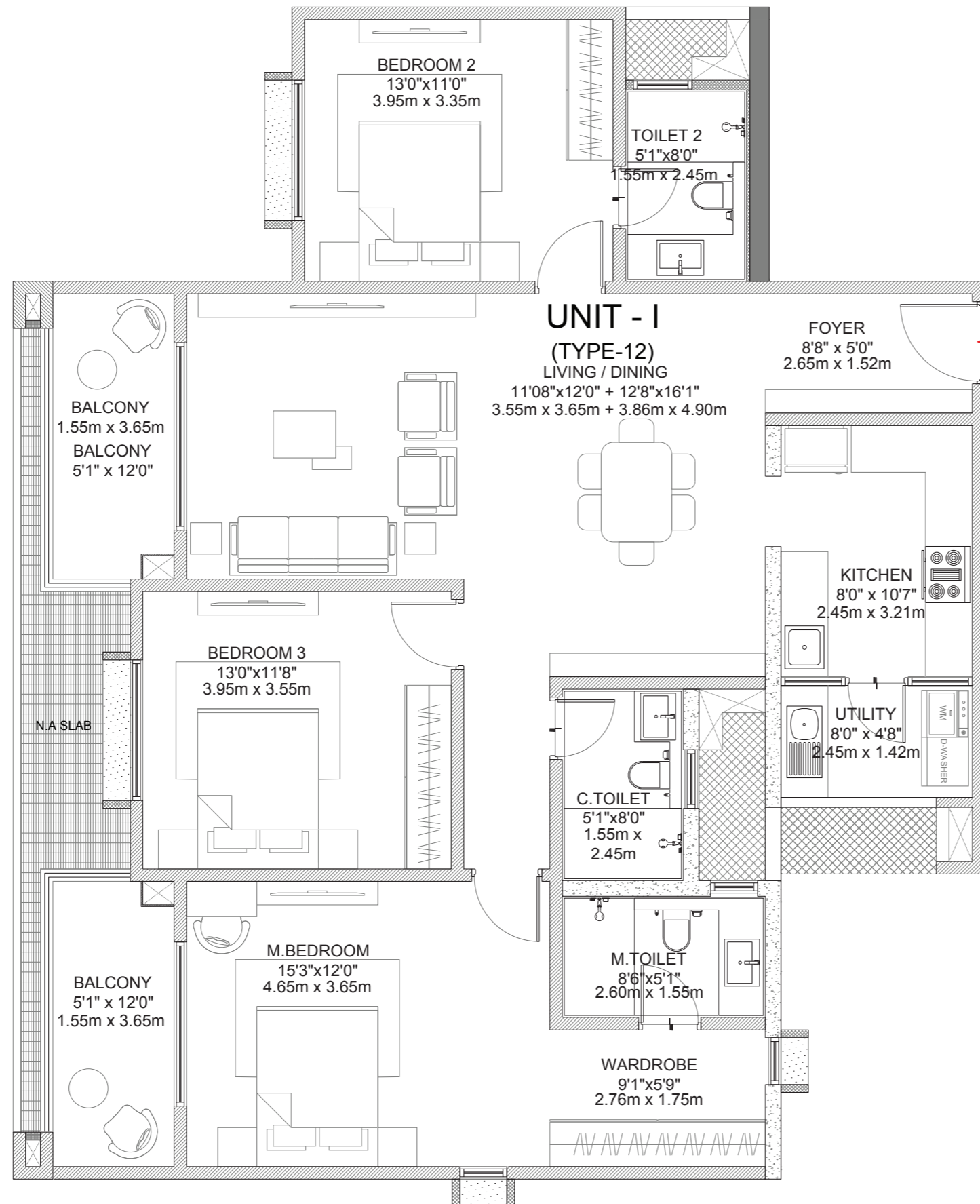
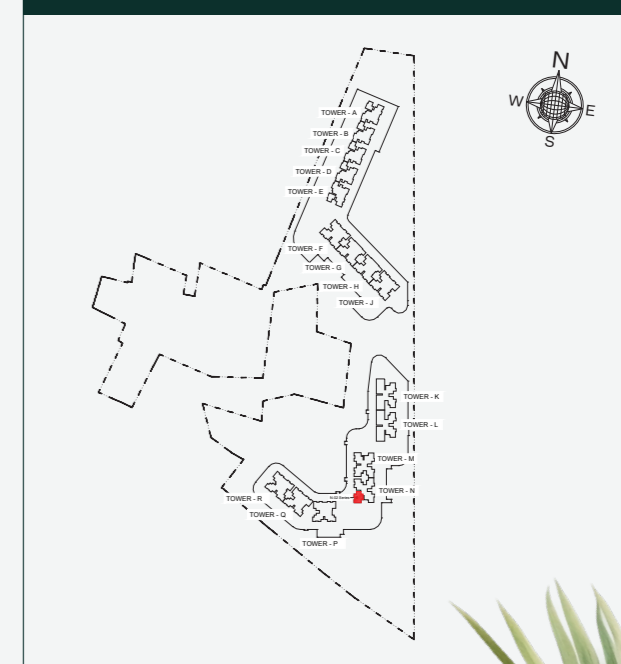
UTILITY AREA  
3.48 Sq. Mts. (37.45 Sq. Ft.)

SALEABLE AREA  
188.97 Sq. Mts. (2034.03 Sq. Ft.)

## UNIT NUMBERS

N-202

## KEYPLAN



**NOTE:**

1. ALL DIMENSIONS MENTIONED ARE STRUCTURE TO STRUCTURE DIMENSIONS AND INCLUDES LEDGES.
2. CARPET AREA IS CALCULATED FROM THE UNFINISHED WALL.
3. CARPET AREA INCLUDES TOILET LEDGE WALLS.
4. BALCONY DIMENSIONS DOESN'T INCLUDE UPSTAND BELOW RAILING.
5. ORIENTATION OF THE ENTRY DOOR VARIES BASED ON THE UNIT'S LOCATION.



1 m<sup>2</sup> = 10.764 Sq. Ft.

# GODREJ VANANTARA

UNIT TYPE	4BHK-4T+SR-ST
TOWER NO	K & L
BUILDING NUMBER	3
FLOORS	SECOND FLOOR

## UNIT - J (TYPE-5 SF)

**RERA CARPET AREA**  
161.98 Sq. Mts. (1743.57 Sq. Ft.)

**BALCONY AREA**  
17.93 Sq. Mts. (193.03 Sq. Ft.)

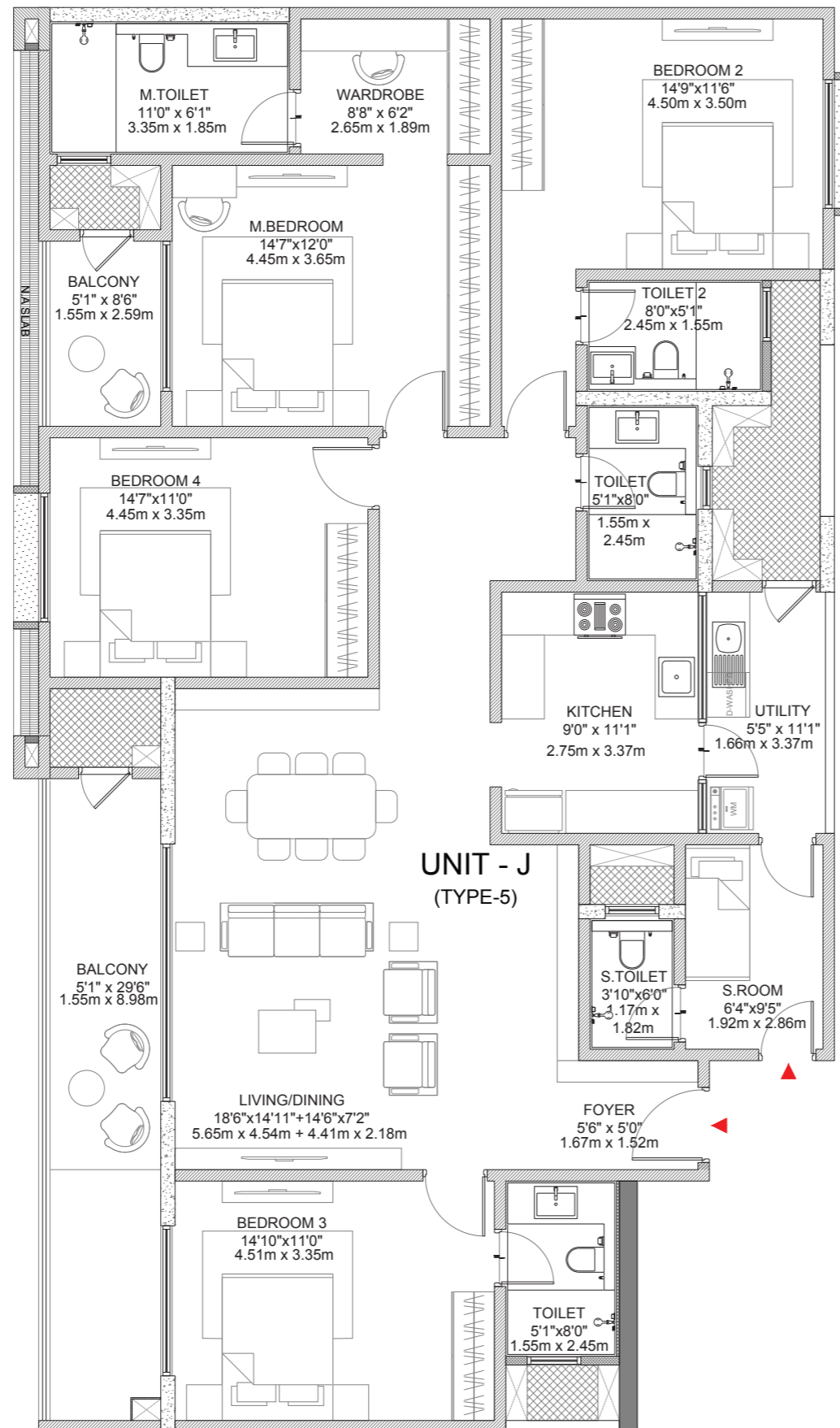
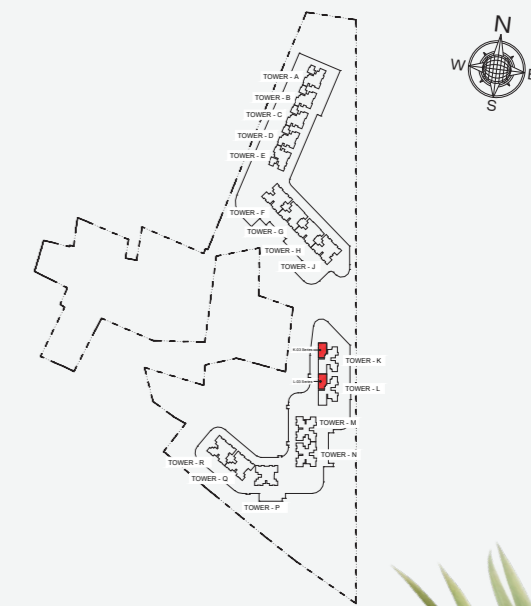
**UTILITY AREA**  
5.60 Sq. Mts. (60.30 Sq. Ft.)

**SALEABLE AREA**  
270.85 Sq. Mts. (2915.48 Sq. Ft.)

## UNIT NUMBERS

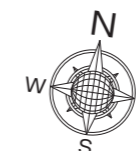
K-203 & L-203

## KEYPLAN



### NOTE:

1. ALL DIMENSIONS MENTIONED ARE STRUCTURE TO STRUCTURE DIMENSIONS AND INCLUDES LEDGES.
2. CARPET AREA IS CALCULATED FROM THE UNFINISHED WALL.
3. CARPET AREA INCLUDES TOILET LEDGE WALLS.
4. BALCONY DIMENSIONS DOESN'T INCLUDE UPSTAND BELOW RAILING.
5. ORIENTATION OF THE ENTRY DOOR VARIES BASED ON THE UNIT'S LOCATION.



1 m<sup>2</sup> = 10.764 Sq. Ft.

# GODREJ VANANTARA

UNIT TYPE	4BHK-4T+SR-ST
TOWER NO	K & L
BUILDING NUMBER	3
FLOORS	SECOND FLOOR

## UNIT - J (TYPE-6 SF)

RERA CARPET AREA  
161.98 Sq. Mts. (1743.57 Sq. Ft.)

BALCONY AREA  
17.93 Sq. Mts. (193.03 Sq. Ft.)

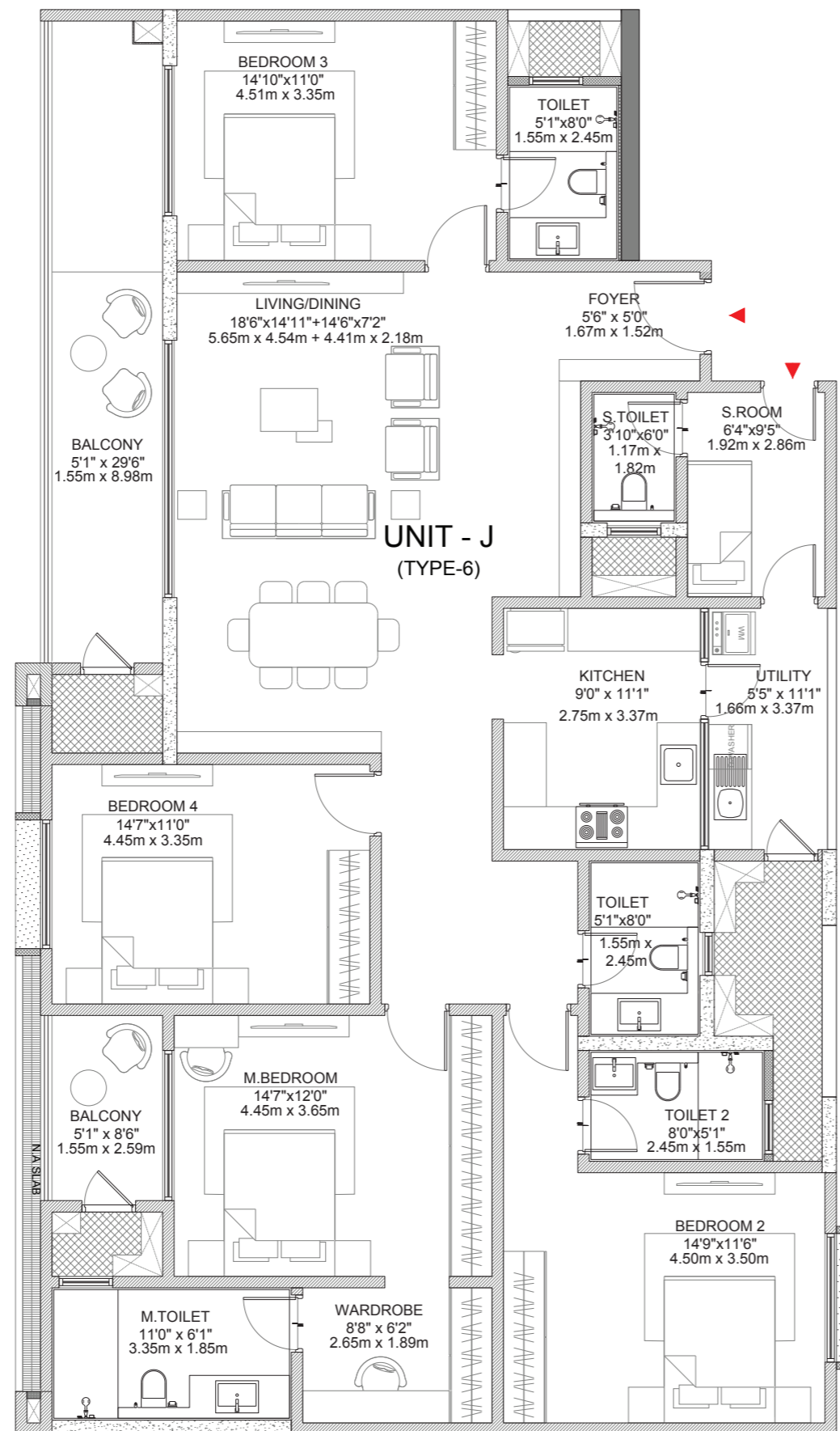
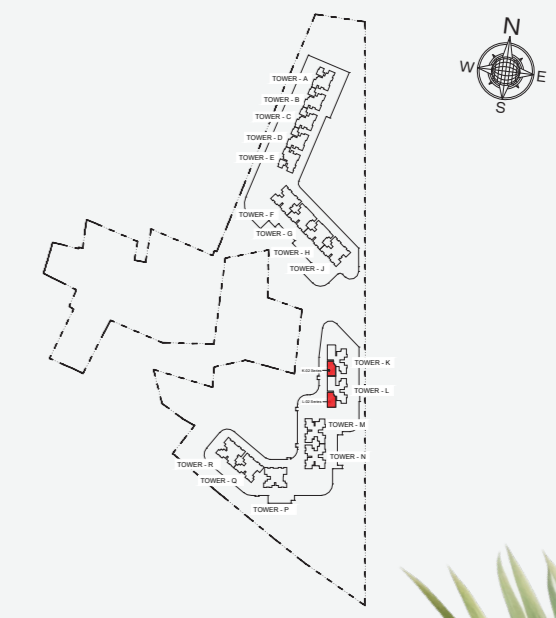
UTILITY AREA  
5.60 Sq. Mts. (60.30 Sq. Ft.)

SALEABLE AREA  
270.85 Sq. Mts. (2915.48 Sq. Ft.)

## UNIT NUMBERS

K-202 & L-202

## KEYPLAN



### NOTE:

1. ALL DIMENSIONS MENTIONED ARE STRUCTURE TO STRUCTURE DIMENSIONS AND INCLUDES LEDGES.
2. CARPET AREA IS CALCULATED FROM THE UNFINISHED WALL.
3. CARPET AREA INCLUDES TOILET LEDGE WALLS.
4. BALCONY DIMENSIONS DOESN'T INCLUDE UPSTAND BELOW RAILING.
5. ORIENTATION OF THE ENTRY DOOR VARIES BASED ON THE UNIT'S LOCATION.



1 m<sup>2</sup> = 10.764 Sq. Ft.

# GODREJ VANANTARA

UNIT TYPE	3BHK+2T
TOWER NO	P & Q
BUILDING NUMBER	5
FLOORS	SECOND FLOOR

## UNIT - F (TYPE-6 SF)

RERA CARPET AREA  
90.58 Sq. Mts. (975.04 Sq. Ft.)

BALCONY AREA  
10.85 Sq. Mts. (116.78 Sq. Ft.)

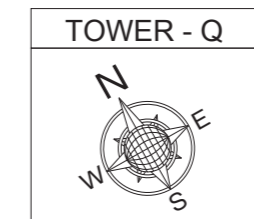
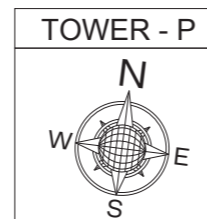
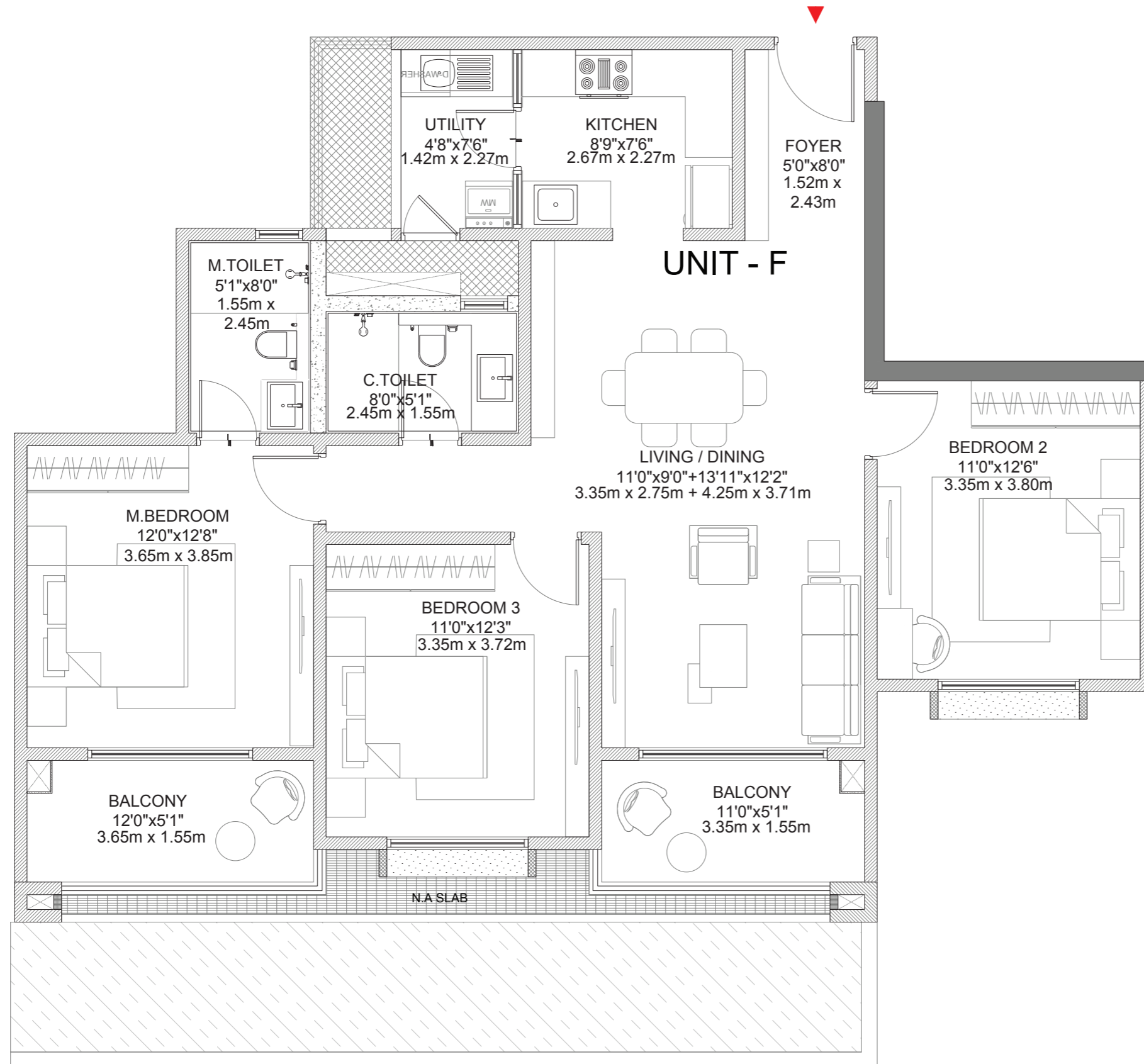
UTILITY AREA  
3.23 Sq. Mts. (34.77 Sq. Ft.)

SALEABLE AREA  
152.81 Sq. Mts. (1644.81 Sq. Ft.)

## UNIT NUMBERS

P-201 & Q-201

## KEYPLAN



- NOTE:**
1. ALL DIMENSIONS MENTIONED ARE STRUCTURE TO STRUCTURE DIMENSIONS AND INCLUDES LEDGES.
  2. CARPET AREA IS CALCULATED FROM THE UNFINISHED WALL.
  3. CARPET AREA INCLUDES TOILET LEDGE WALLS.
  4. BALCONY DIMENSIONS DOESN'T INCLUDE UPSTAND BELOW RAILING.
  5. ORIENTATION OF THE ENTRY DOOR VARIES BASED ON THE UNIT'S LOCATION.

1 m<sup>2</sup> = 10.764 Sq. Ft.

# GODREJ VANANTARA

UNIT TYPE	3BHK+2T
TOWER NO	R
BUILDING NUMBER	5
FLOORS	SECOND FLOOR

## UNIT - F (TYPE-7 SF)

RERA CARPET AREA  
90.58 Sq. Mts. (975.04 Sq. Ft.)

BALCONY AREA  
10.85 Sq. Mts. (116.78 Sq. Ft.)

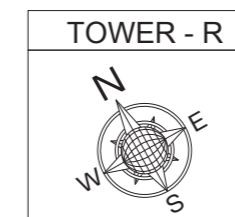
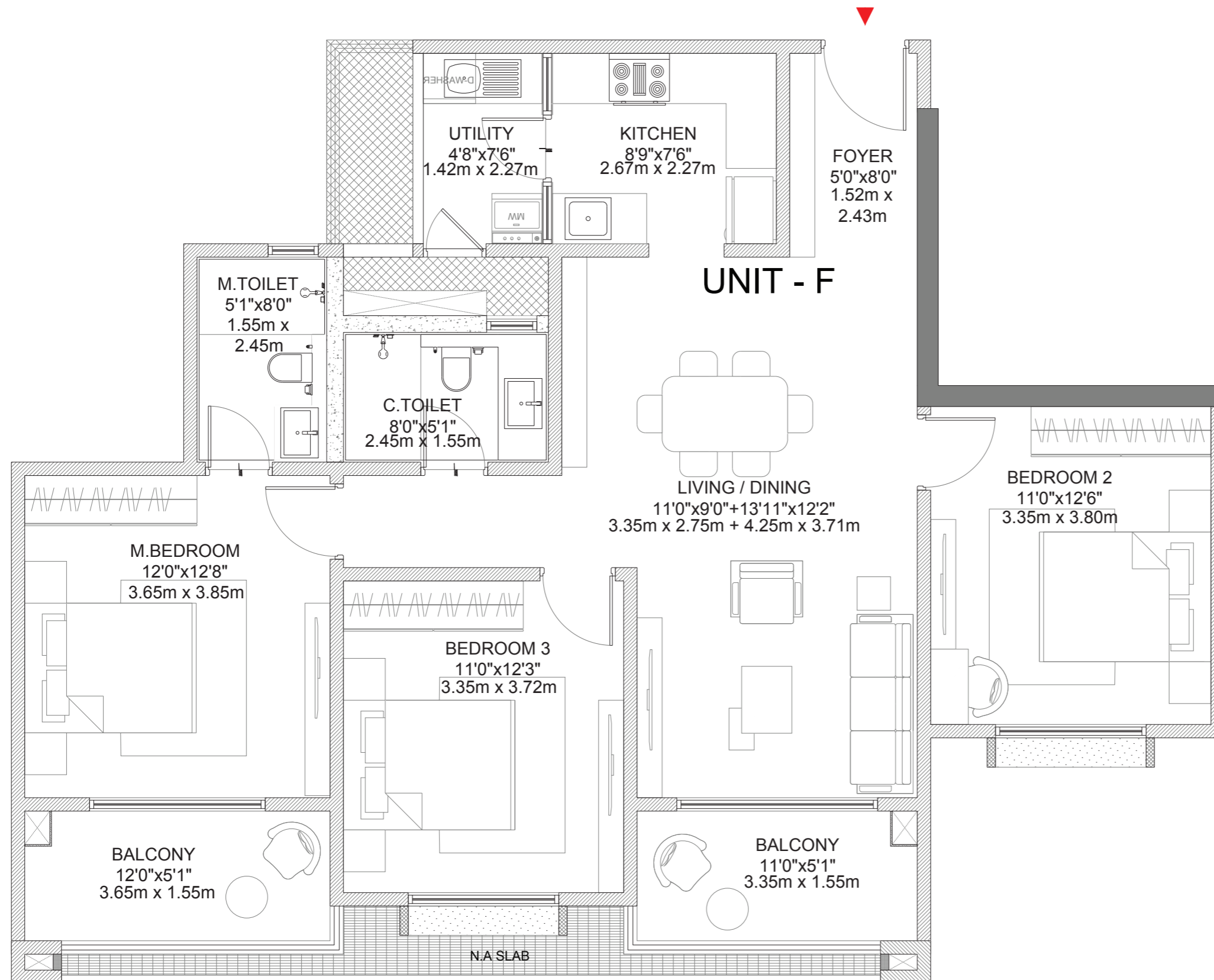
UTILITY AREA  
3.23 Sq. Mts. (34.77 Sq. Ft.)

SALEABLE AREA  
152.81 Sq. Mts. (1644.81 Sq. Ft.)

## UNIT NUMBERS

R-201

## KEYPLAN



### NOTE:

1. ALL DIMENSIONS MENTIONED ARE STRUCTURE TO STRUCTURE DIMENSIONS AND INCLUDES LEDGES.
2. CARPET AREA IS CALCULATED FROM THE UNFINISHED WALL.
3. CARPET AREA INCLUDES TOILET LEDGE WALLS.
4. BALCONY DIMENSIONS DOESN'T INCLUDE UPSTAND BELOW RAILING.
5. ORIENTATION OF THE ENTRY DOOR VARIES BASED ON THE UNIT'S LOCATION.

1 m<sup>2</sup>= 10.764 Sq. Ft.

# GODREJ VANANTARA

UNIT TYPE	3BHK+2T
TOWER NO	R
BUILDING NUMBER	5
FLOORS	SECOND FLOOR

## UNIT - F (TYPE-8 SF)

RERA CARPET AREA  
90.58 Sq. Mts. (975.04 Sq. Ft.)

BALCONY AREA  
10.85 Sq. Mts. (116.78 Sq. Ft.)

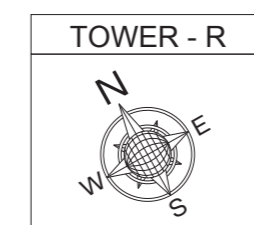
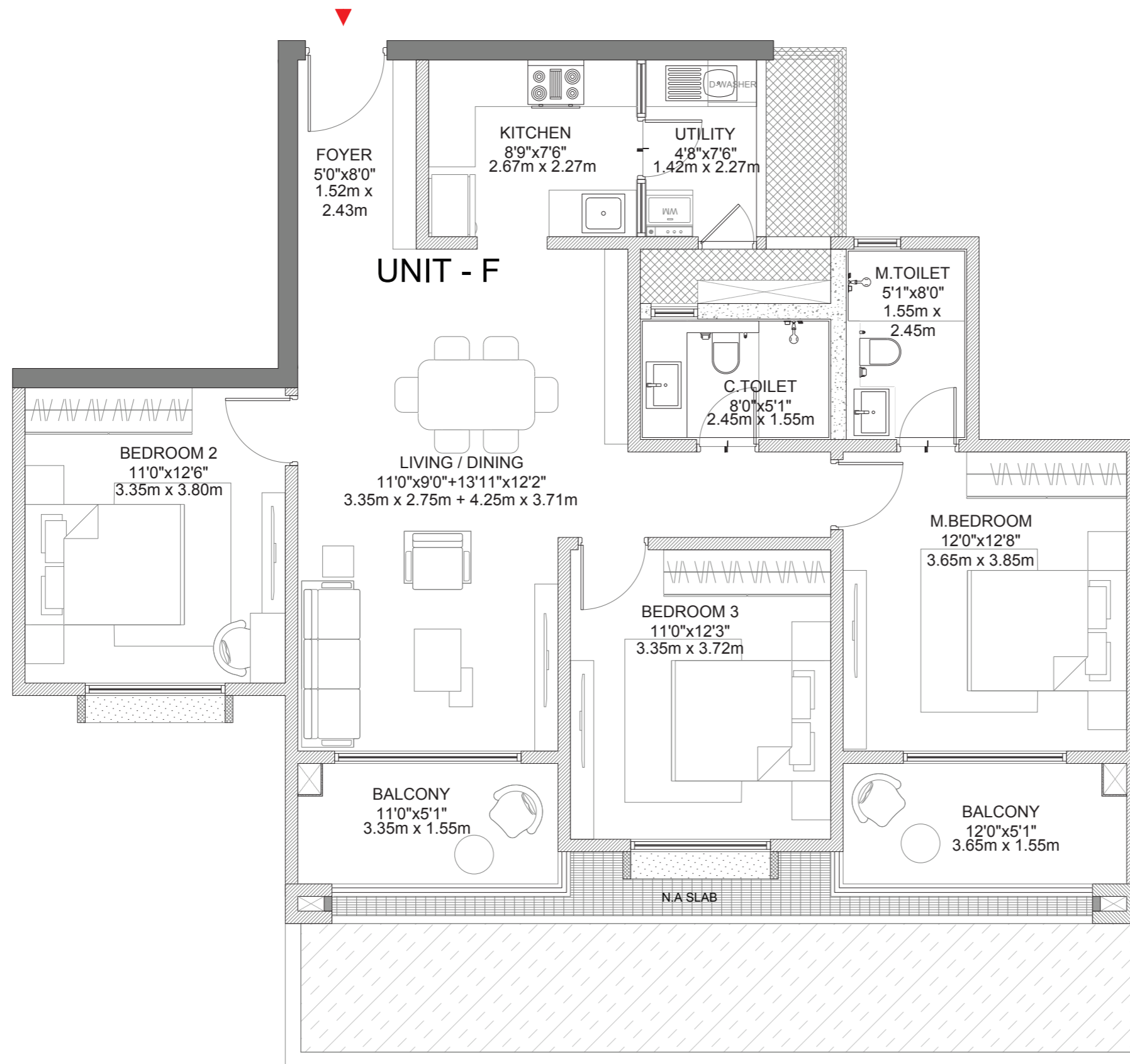
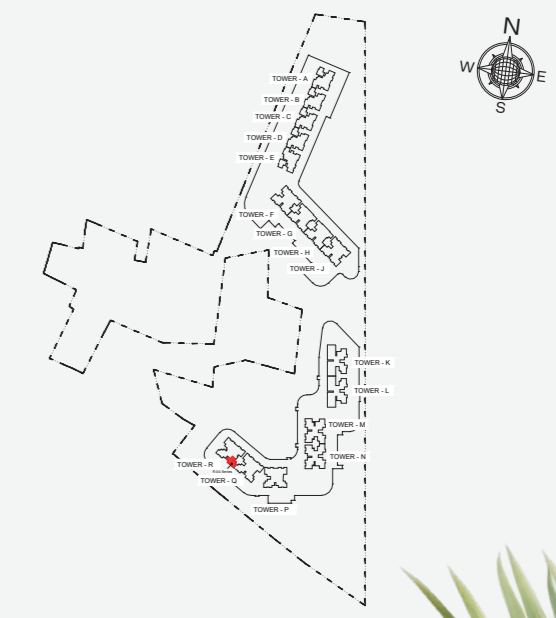
UTILITY AREA  
3.23 Sq. Mts. (34.77 Sq. Ft.)

SALEABLE AREA  
152.81 Sq. Mts. (1644.81 Sq. Ft.)

## UNIT NUMBERS

R-204

## KEYPLAN



### NOTE:

1. ALL DIMENSIONS MENTIONED ARE STRUCTURE TO STRUCTURE DIMENSIONS AND INCLUDES LEDGES.
2. CARPET AREA IS CALCULATED FROM THE UNFINISHED WALL.
3. CARPET AREA INCLUDES TOILET LEDGE WALLS.
4. BALCONY DIMENSIONS DOESN'T INCLUDE UPSTAND BELOW RAILING.
5. ORIENTATION OF THE ENTRY DOOR VARIES BASED ON THE UNIT'S LOCATION.

1 m<sup>2</sup> = 10.764 Sq. Ft.

# GODREJ VANANTARA

UNIT TYPE	3BHK+2T
TOWER NO	P & Q
BUILDING NUMBER	5
FLOORS	SECOND FLOOR

## UNIT - F (TYPE-9 SF)

RERA CARPET AREA  
90.58 Sq. Mts. (975.04 Sq. Ft.)

BALCONY AREA  
10.85 Sq. Mts. (116.78 Sq. Ft.)

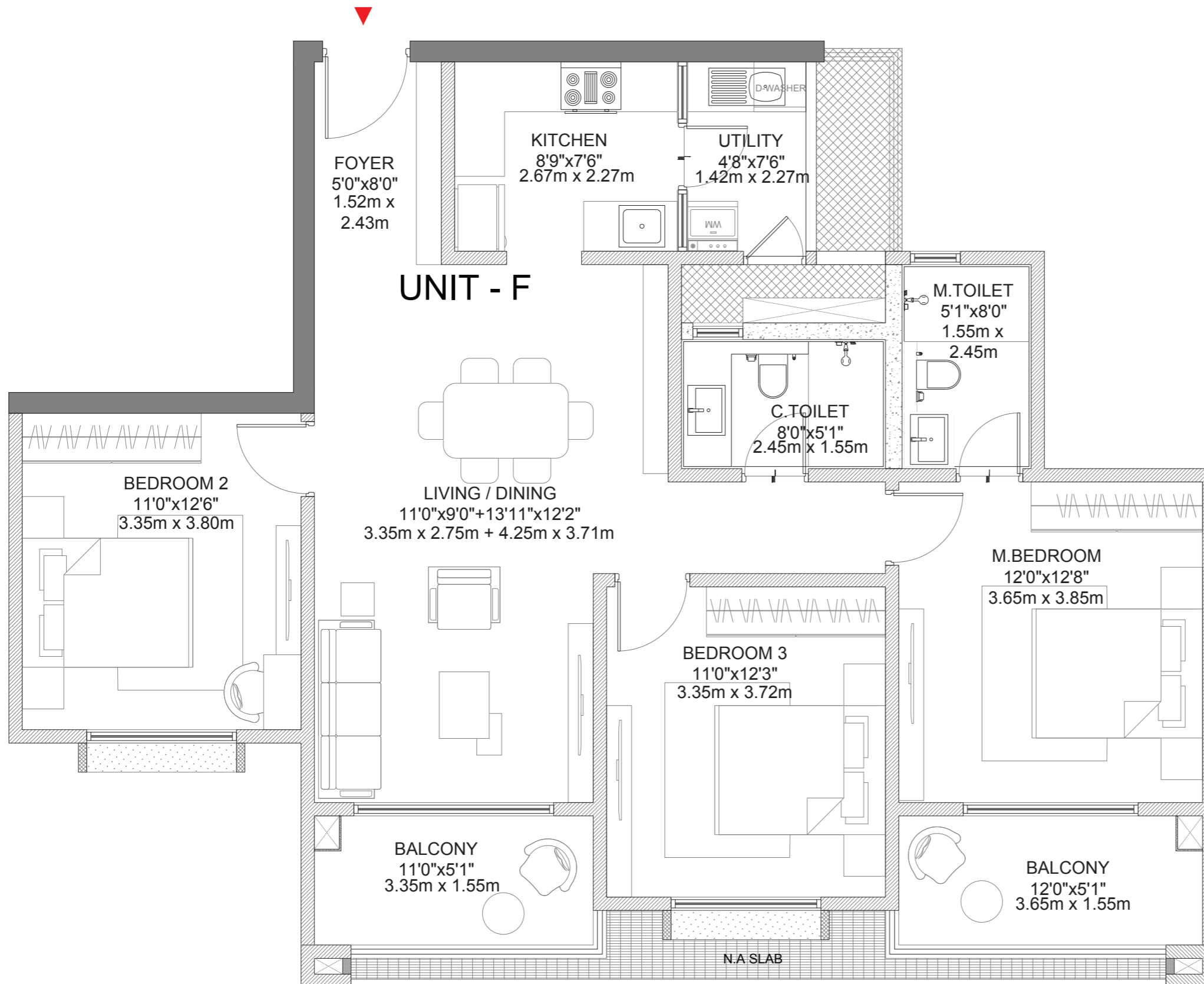
UTILITY AREA  
3.23 Sq. Mts. (34.77 Sq. Ft.)

SALEABLE AREA  
152.81 Sq. Mts. (1644.81 Sq. Ft.)

## UNIT NUMBERS

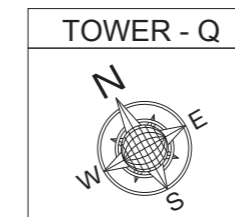
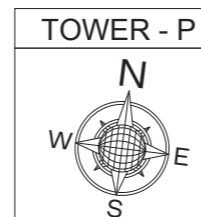
P-204 & Q-204

## KEYPLAN



### NOTE:

1. ALL DIMENSIONS MENTIONED ARE STRUCTURE TO STRUCTURE DIMENSIONS AND INCLUDES LEDGES.
2. CARPET AREA IS CALCULATED FROM THE UNFINISHED WALL.
3. CARPET AREA INCLUDES TOILET LEDGE WALLS.
4. BALCONY DIMENSIONS DOESN'T INCLUDE UPSTAND BELOW RAILING.
5. ORIENTATION OF THE ENTRY DOOR VARIES BASED ON THE UNIT'S LOCATION.



1 m<sup>2</sup> = 10.764 Sq. Ft.

# GODREJ VANANTARA

UNIT TYPE	3BHK+3T
TOWER NO	P, Q & R
BUILDING NUMBER	5
FLOORS	SECOND FLOOR

## UNIT - G (TYPE- 5SF)

RERA CARPET AREA  
114.23 Sq. Mts. (1229.59 Sq. Ft.)

BALCONY AREA  
11.47 Sq. Mts. (123.46 Sq. Ft.)

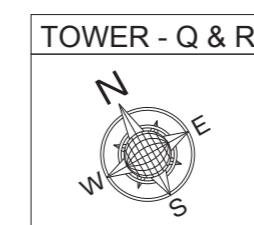
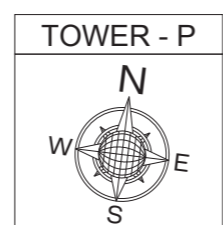
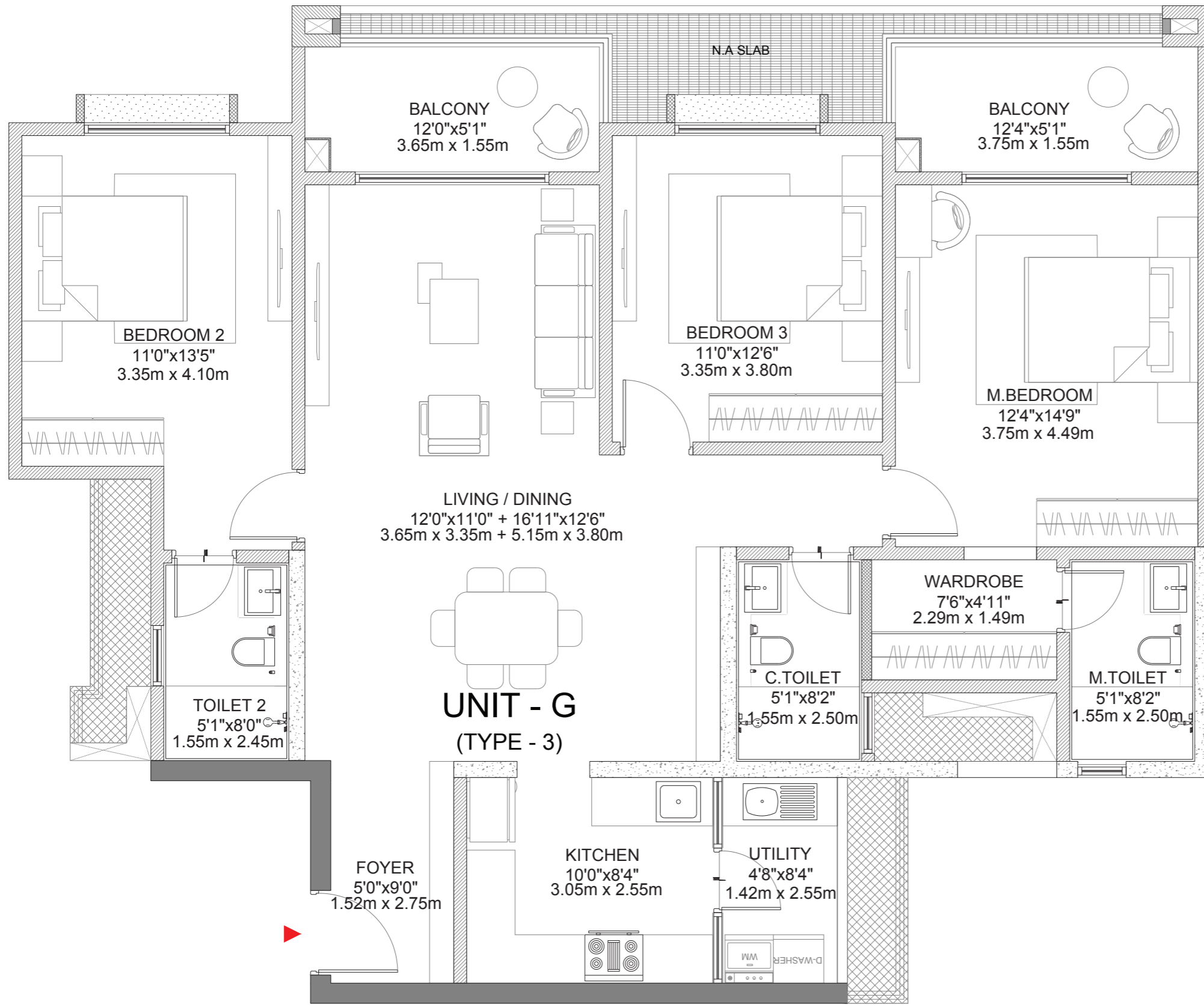
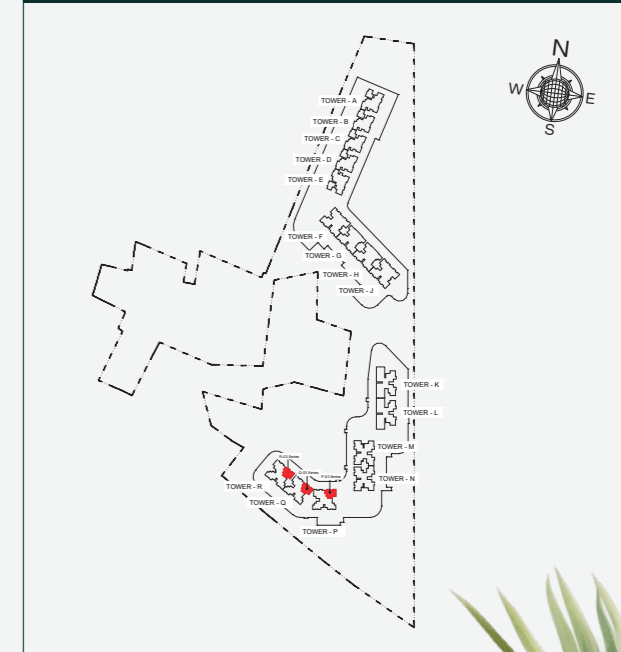
UTILITY AREA  
3.62 Sq. Mts. (38.98 Sq. Ft.)

SALEABLE AREA  
188.81 Sq. Mts. (2032.37 Sq. Ft.)

## UNIT NUMBERS

P-203, Q-203 & R-203

## KEYPLAN



- NOTE:**
1. ALL DIMENSIONS MENTIONED ARE STRUCTURE TO STRUCTURE DIMENSIONS AND INCLUDES LEDGES.
  2. CARPET AREA IS CALCULATED FROM THE UNFINISHED WALL.
  3. CARPET AREA INCLUDES TOILET LEDGE WALLS.
  4. BALCONY DIMENSIONS DOESN'T INCLUDE UPSTAND BELOW RAILING.
  5. ORIENTATION OF THE ENTRY DOOR VARIES BASED ON THE UNIT'S LOCATION.

1 m<sup>2</sup> = 10.764 Sq. Ft.

# GODREJ VANANTARA

UNIT TYPE	3BHK+3T
TOWER NO	P, Q & R
BUILDING NUMBER	5
FLOORS	SECOND FLOOR

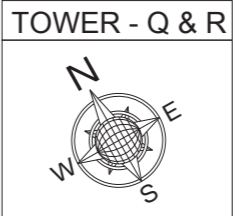
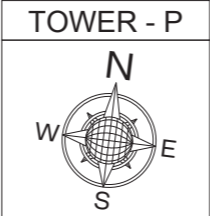
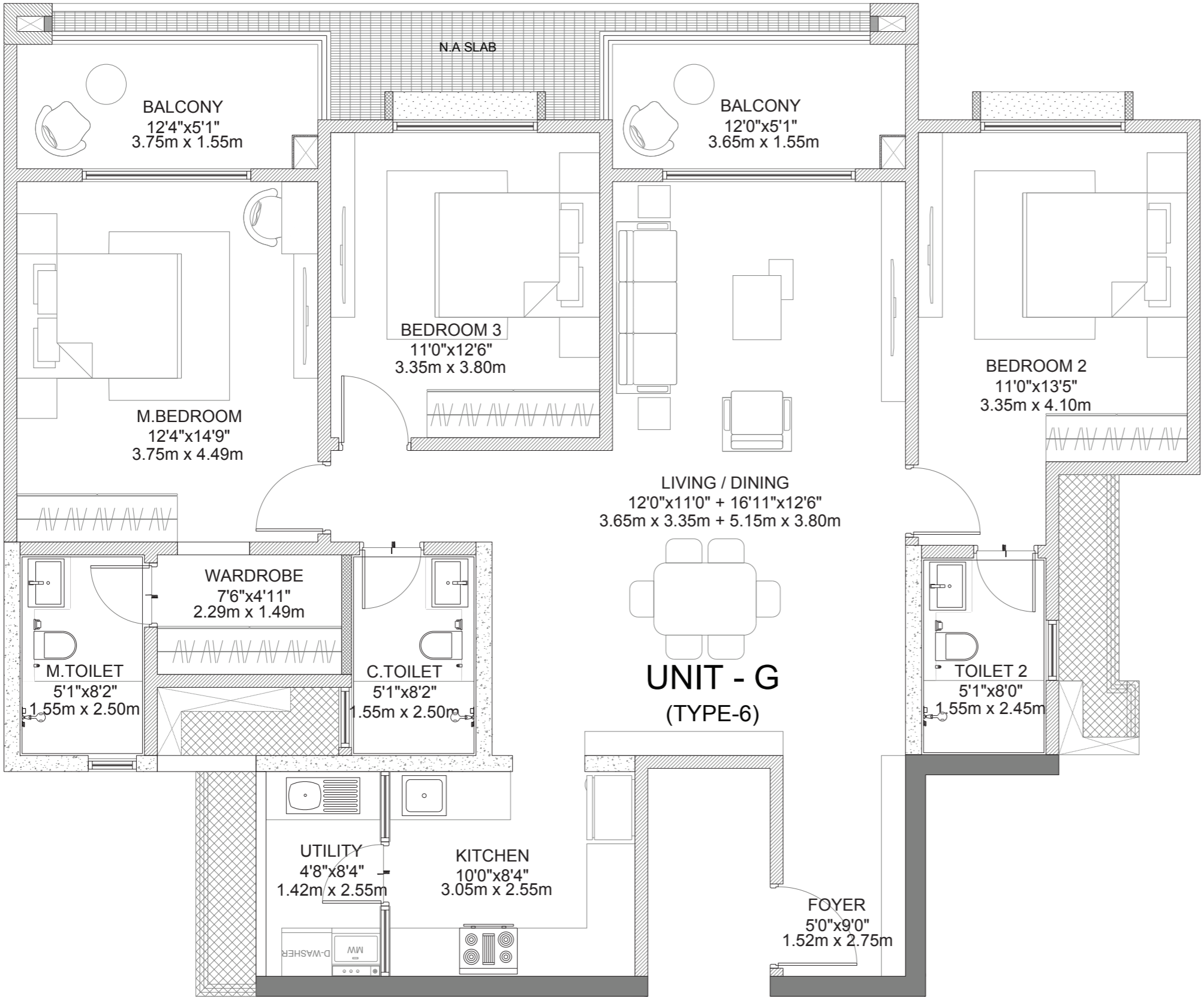
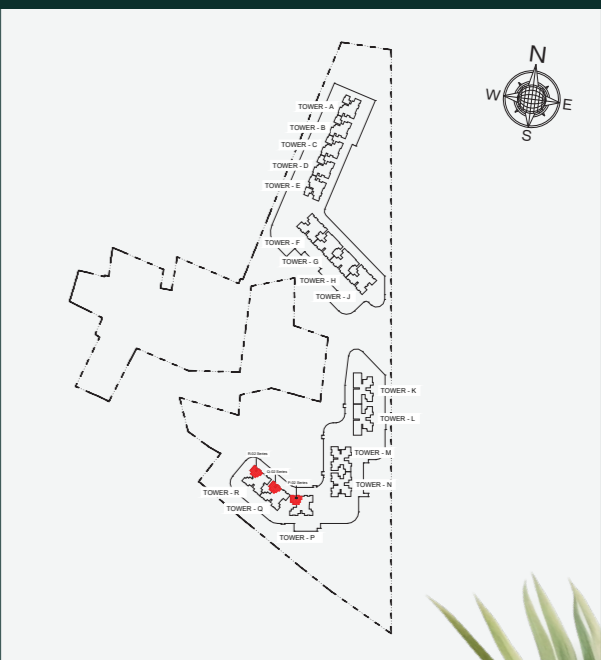
## UNIT - G (TYPE-6 SF)

RERA CARPET AREA	113.49 Sq. Mts. (1221.55 Sq. Ft.)
BALCONY AREA	11.47 Sq. Mts. (123.46 Sq. Ft.)
UTILITY AREA	3.62 Sq. Mts. (38.98 Sq. Ft.)
SALEABLE AREA	187.72 Sq. Mts. (2020.63 Sq. Ft.)

## UNIT NUMBERS

P-202, Q-202 & R-202

## KEYPLAN



- NOTE:**
1. ALL DIMENSIONS MENTIONED ARE STRUCTURE TO STRUCTURE DIMENSIONS AND INCLUDES LEDGES.
  2. CARPET AREA IS CALCULATED FROM THE UNFINISHED WALL.
  3. CARPET AREA INCLUDES TOILET LEDGE WALLS.
  4. BALCONY DIMENSIONS DOESN'T INCLUDE UPSTAND BELOW RAILING.
  5. ORIENTATION OF THE ENTRY DOOR VARIES BASED ON THE UNIT'S LOCATION.

1 m<sup>2</sup> = 10.764 Sq. Ft.



The Project is registered as "GODREJ VANANTARA" with Karnataka RERA bearing Registration No. PRM/KA/RERA/1251/310/PR/130526/008653 at <https://rera.karnataka.gov.in/> This Project is being developed by Godrej Properties Limited. Site Address: GODREJ VANANTARA, SY NO.64, 65/2, 66/ 1, 65/ 1, 66/2, 61 / 5, 61 /6, 61 /7, 61 /8, 68/ 4, Hommadevanahal Village, Begur Hobl, Bangalore South Taluk, Bangalore., Bengaluru South, Bengaluru Urban, Karnataka - 560083. The sale is subject to terms of application form & agreement for sale. All specifications of the unit shall be as per the sale agreement between the parties. The official website of Godrej Properties Ltd. is [www.godrejproperties.com](http://www.godrejproperties.com). Please do not rely on the information provided on any other website. T&C apply.